

continuación; VOTOS PARA CANDIDATOS A / REPRESENTANTES POR DISTRITO

| Distrito Representativo 26 | PPD | | PNP | | PIP | |
|-----------------------------|---------------|--------------|----------------------------|--------------|--------------------------|-------------|
| | Blanca Medina | | Urayoán Hernández Alvarado | | José Enrique Laboy Gómez | |
| | Votos | Por ciento | Votos | Por ciento | Votos | Por ciento |
| Villalba 065 | 6,404 | 42.96 | 7,883 | 52.88 | 619 | 4.15 |
| Orocovis 066 | 5,171 | 39.36 | 7,773 | 59.16 | 194 | 1.48 |
| Coamo 068 | 3,369 | 45.83 | 3,786 | 51.50 | 196 | 2.67 |
| Barranquitas 070 | 4,747 | 41.97 | 6,202 | 54.84 | 361 | 3.19 |
| Totales del Distrito | 19,691 | 42.16 | 25,644 | 54.91 | 1,370 | 2.93 |

| Distrito Representativo 27 | PPD | | PNP | | PIP | |
|-----------------------------|--------------------|--------------|----------------------|--------------|--------------------------|-------------|
| | José (Pito) Torres | | Ramón Luis Rodríguez | | Iván (Tato) Alonso Costa | |
| | Votos | Por ciento | Votos | Por ciento | Votos | Por ciento |
| Juana Díaz 064 | 3,174 | 48.00 | 3,111 | 47.05 | 327 | 4.95 |
| Santa Isabel 067 | 4,205 | 43.18 | 5,183 | 53.22 | 351 | 3.60 |
| Aibonito 069 | 5,237 | 43.17 | 5,915 | 48.76 | 978 | 8.06 |
| Coamo 075 | 4,892 | 53.40 | 3,959 | 43.22 | 310 | 3.38 |
| Salinas 085 | 677 | 47.48 | 684 | 47.97 | 65 | 4.56 |
| Totales del Distrito | 18,185 | 46.55 | 18,852 | 48.25 | 2,031 | 5.20 |

| Distrito Representativo 28 | PPD | | PNP | | PIP | |
|-----------------------------|-----------------------|--------------|--------------------|--------------|------------------------------|-------------|
| | Andrés (Tony) Álvarez | | June Rivera Rafael | | Héctor M. Santiago Hernández | |
| | Votos | Por ciento | Votos | Por ciento | Votos | Por ciento |
| Barranquitas 071 | 831 | 30.27 | 1,815 | 66.12 | 99 | 3.61 |
| Corozal 072 | 8,472 | 47.50 | 8,923 | 50.03 | 441 | 2.47 |
| Naranjito 073 | 7,057 | 45.02 | 8,151 | 52.00 | 467 | 2.98 |
| Comerio 074 | 4,820 | 48.93 | 4,711 | 47.82 | 320 | 3.25 |
| Totales del Distrito | 21,180 | 45.94 | 23,600 | 51.19 | 1,327 | 2.88 |

| Distrito Representativo 29 | PPD | | PNP | | PIP | | PPT | |
|-----------------------------|--------------------------|--------------|-----------------------|--------------|------------------------------|-------------|------------------------|-------------|
| | José Anibal Díaz Collazo | | Lisandro Saso Morales | | Diego A. Montañez Concepción | | Esther Rodríguez Ramos | |
| | Votos | Por ciento | Votos | Por ciento | Votos | Por ciento | Votos | Por ciento |
| Cidra 076 | 7,527 | 40.61 | 9,419 | 50.81 | 1,236 | 6.67 | 354 | 1.91 |
| Cayey 077 | 11,577 | 59.17 | 6,628 | 33.88 | 865 | 4.42 | 496 | 2.54 |
| Totales del Distrito | 19,104 | 50.14 | 16,047 | 42.12 | 2,101 | 5.51 | 850 | 2.23 |

| Distrito Representativo 30 | PPD | | PNP | | PIP | |
|-----------------------------|------------------------------|--------------|---------------|--------------|--------------------------|-------------|
| | Luis R. (Narmito) Ortiz Lugo | | Héctor Torres | | Marta M. Rodríguez Ortiz | |
| | Votos | Por ciento | Votos | Por ciento | Votos | Por ciento |
| Salinas 078 | 5,507 | 51.75 | 4,691 | 44.08 | 444 | 4.17 |
| Guayama 079 | 8,382 | 48.17 | 8,226 | 47.28 | 792 | 4.55 |
| Arroyo 080 | 4,292 | 48.59 | 4,235 | 47.95 | 306 | 3.46 |
| Totales del Distrito | 18,181 | 49.30 | 17,152 | 46.51 | 1,542 | 4.18 |

continuación; VOTOS PARA CANDIDATOS A / REPRESENTANTES POR DISTRITO

| Distrito Representativo 31 | PPD | | PNP | | PIP | | PPT | |
|-------------------------------|-----------------------|--------------|----------------------------|--------------|--------------------------|-------------|----------------------|-------------|
| | Jesús Santa Rodríguez | | Luis Daniel Colón La Santa | | María Irma Ramírez Pagán | | Javier André Córdova | |
| | Votos | Por ciento | Votos | Por ciento | Votos | Por ciento | Votos | Por ciento |
| Caguas 082 | 9,869 | 51.61 | 7,222 | 37.76 | 1,221 | 6.38 | 812 | 4.25 |
| Gurabo 084 | 6,609 | 38.26 | 9,178 | 53.13 | 856 | 4.95 | 633 | 3.66 |
| Totales del Distrito | 16,478 | 45.27 | 16,400 | 45.05 | 2,077 | 5.71 | 1,445 | 3.97 |

| Distrito Representativo 32 | PPD | | PNP | | PIP | | PPT | |
|-------------------------------|---------------------|--------------|----------------------|--------------|-----------------------|-------------|----------------|-------------|
| | José (Conny) Varela | | Jessica Colón Rivera | | Orlando Flores Alicea | | Pablo N. Aymat | |
| | Votos | Por ciento | Votos | Por ciento | Votos | Por ciento | Votos | Por ciento |
| Caguas 083 | 18,106 | 50.46 | 14,316 | 39.90 | 1,712 | 4.77 | 1,746 | 4.87 |
| Totales del Distrito | 18,106 | 50.46 | 14,316 | 39.90 | 1,712 | 4.77 | 1,746 | 4.87 |

| Distrito Representativo 33 | PPD | | PNP | | PIP | |
|-------------------------------|------------------------------|--------------|----------------|--------------|--------------|-------------|
| | Jean Antonio Ortiz Hernández | | Ángel Peña Jr. | | Jesús Vélez | |
| | Votos | Por ciento | Votos | Por ciento | Votos | Por ciento |
| San Lorenzo 086 | 4,014 | 46.95 | 4,162 | 48.68 | 373 | 4.36 |
| Juncos 088 | 6,879 | 45.86 | 7,483 | 49.89 | 638 | 4.25 |
| Las Piedras 089 | 4,241 | 32.64 | 8,275 | 63.68 | 479 | 3.69 |
| Totales del Distrito | 15,134 | 41.41 | 19,920 | 54.51 | 1,490 | 4.08 |

| Distrito Representativo 34 | PPD | | PNP | | PIP | |
|-------------------------------|------------------------|--------------|-------------------------|--------------|-------------------|-------------|
| | Ramón Luis Cruz Burgos | | Felix (Jhonny) Figueroa | | Catalino Santiago | |
| | Votos | Por ciento | Votos | Por ciento | Votos | Por ciento |
| San Lorenzo 087 | 4,618 | 48.67 | 4,541 | 47.86 | 330 | 3.48 |
| Patillas 091 | 4,737 | 51.42 | 3,990 | 43.31 | 485 | 5.26 |
| Maunabo 092 | 3,128 | 50.44 | 2,856 | 46.05 | 218 | 3.51 |
| Yabucoa 093 | 9,316 | 52.18 | 8,161 | 45.71 | 377 | 2.11 |
| Totales del Distrito | 21,799 | 50.98 | 19,548 | 45.72 | 1,410 | 3.30 |

| Distrito Representativo 35 | PPD | | PNP | | PIP | | PPT | |
|-------------------------------|---------------|--------------|-------------------------------|--------------|------------------|-------------|---------------------|-------------|
| | Sol Higgins | | Samuel (Sammy) Pagán Cuadrado | | Alexeis Quiñones | | Marcel Macedón Cruz | |
| | Votos | Por ciento | Votos | Por ciento | Votos | Por ciento | Votos | Por ciento |
| Las Piedras 090 | 1,423 | 51.90 | 1,200 | 43.76 | 66 | 2.41 | 53 | 1.93 |
| Humacao 094 | 11,019 | 49.51 | 10,226 | 45.95 | 673 | 3.02 | 338 | 1.52 |
| Naguabo 095 | 3,652 | 36.32 | 5,949 | 59.16 | 367 | 3.65 | 87 | 0.87 |
| Totales del Distrito | 16,094 | 45.91 | 17,375 | 49.57 | 1,106 | 3.16 | 478 | 1.36 |

continuación; VOTOS PARA CANDIDATOS A / REPRESENTANTES POR DISTRITO

| Distrito Representativo 36 | PPD | | PNP | | PIP | |
|-------------------------------|------------------------|--------------|------------------------|--------------|------------------------------|-------------|
| | Roberto Velázquez Ares | | Carlos (Johnny) Méndez | | Pedro 'Pepe' Álvarez Vázquez | |
| | Votos | Por ciento | Votos | Por ciento | Votos | Por ciento |
| Vieques 096 | 1,827 | 49.46 | 1,713 | 46.37 | 154 | 4.17 |
| Culebra 097 | 495 | 44.08 | 568 | 50.58 | 60 | 5.34 |
| Ceiba 098 | 1,554 | 29.98 | 3,441 | 66.39 | 188 | 3.63 |
| Fajardo 099 | 3,221 | 26.79 | 8,397 | 69.85 | 403 | 3.35 |
| Luquillo 100 | 3,159 | 38.87 | 4,646 | 57.16 | 323 | 3.97 |
| Río Grande 101 | 1,344 | 41.91 | 1,686 | 52.57 | 177 | 5.52 |
| Totales del Distrito | 11,600 | 34.78 | 20,451 | 61.31 | 1,305 | 3.91 |

| Distrito Representativo 37 | PPD | | PNP | | PIP | |
|-------------------------------|------------------------|--------------|---------------|--------------|-----------------------------|-------------|
| | Raymond Valentín Matta | | Ángel Bulerín | | Federico Quiñones Rodríguez | |
| | Votos | Por ciento | Votos | Por ciento | Votos | Por ciento |
| Río Grande 102 | 5,597 | 37.26 | 8,685 | 57.82 | 739 | 4.92 |
| Loiza 103 | 3,502 | 34.28 | 6,387 | 62.51 | 328 | 3.21 |
| Canóvanas 104 | 3,058 | 39.09 | 4,278 | 54.68 | 487 | 6.23 |
| Totales del Distrito | 12,157 | 36.77 | 19,350 | 58.53 | 1,554 | 4.70 |

| Distrito Representativo 38 | PPD | | PNP | | PIP | | PPT | |
|-------------------------------|----------------------|--------------|------------------------|--------------|-------------------------|-------------|-----------------------|-------------|
| | Javier Aponte Dalmau | | Wanda Del Valle Correa | | Ramón A. Ortiz Quiñones | | Natalia Santos Orozco | |
| | Votos | Por ciento | Votos | Por ciento | Votos | Por ciento | Votos | Por ciento |
| Canóvanas 105 | 3,685 | 41.36 | 4,692 | 52.67 | 340 | 3.82 | 192 | 2.16 |
| Carolina 106 | 7,265 | 52.38 | 5,857 | 42.23 | 429 | 3.09 | 319 | 2.30 |
| Trujillo Alto 109 | 5,939 | 46.09 | 5,680 | 44.08 | 785 | 6.09 | 482 | 3.74 |
| Totales del Distrito | 16,889 | 47.35 | 16,229 | 45.50 | 1,554 | 4.36 | 993 | 2.78 |

| Distrito Representativo 39 | PPD | | PNP | | PIP | | PPT | |
|-------------------------------|----------------|--------------|------------------|--------------|---------------------------|-------------|-------------------|-------------|
| | Roberto Rivera | | Jorge Piku López | | Félix D. Martínez De León | | Sylvia Díaz Pabón | |
| | Votos | Por ciento | Votos | Por ciento | Votos | Por ciento | Votos | Por ciento |
| Carolina 107 | 10,633 | 54.77 | 7,320 | 37.70 | 879 | 4.53 | 582 | 3.00 |
| Trujillo Alto 110 | 6,840 | 48.55 | 5,700 | 40.46 | 901 | 6.40 | 648 | 4.60 |
| Totales del Distrito | 17,473 | 52.15 | 13,020 | 38.86 | 1,780 | 5.31 | 1,230 | 3.67 |

| Distrito Representativo 40 | PPD | | PNP | | PIP | | PPT | |
|-------------------------------|---------------|--------------|-----------------------------|--------------|---------------------------|-------------|---------------------------|-------------|
| | Ángel Matos | | Jaime Alex Irizarry Delgado | | Emanuel Dufrasne González | | Sebastián Cabrer Montalvo | |
| | Votos | Por ciento | Votos | Por ciento | Votos | Por ciento | Votos | Por ciento |
| Carolina 108 | 15,066 | 48.37 | 13,482 | 43.29 | 1,709 | 5.49 | 890 | 2.86 |
| Totales del Distrito | 15,066 | 48.37 | 13,482 | 43.29 | 1,709 | 5.49 | 890 | 2.86 |

VOTOS PARA CANDIDATOS A SENADORES POR DISTRITO

| Distrito Senatorial SAN JUAN I | PPD | | | | PNP | | | | PIP | | | | PPT | | | |
|-----------------------------------|-------------------|--------------|-------------------|--------------|---------------|--------------|---------------|--------------|-----------------------|-------------|----------------------------------|-------------|-------------------|-------------|------------------------------|-------------|
| | Ramón Luis Nieves | | Ada Álvarez Conde | | Henry Neumann | | Miguel Romero | | Edda I. López Serrano | | Ángel L. (Luigi) Alicea Montañez | | Maritza Stanchich | | María Gisela Rosado Almedina | |
| | Votos | Por ciento | Votos | Por ciento | Votos | Por ciento | Votos | Por ciento | Votos | Por ciento | Votos | Por ciento | Votos | Por ciento | Votos | Por ciento |
| San Juan 001 | 11,088 | 18.45 | 11,132 | 18.52 | 16,158 | 26.89 | 15,750 | 26.21 | 1,800 | 3.00 | 1,777 | 2.96 | 1,365 | 2.27 | 1,027 | 1.71 |
| San Juan 002 | 14,012 | 22.64 | 14,010 | 22.64 | 13,516 | 21.84 | 13,368 | 21.60 | 2,155 | 3.48 | 2,100 | 3.39 | 1,469 | 2.37 | 1,265 | 2.04 |
| San Juan 003 | 12,222 | 20.24 | 12,251 | 20.29 | 14,959 | 24.78 | 14,657 | 24.28 | 1,985 | 3.29 | 1,949 | 3.23 | 1,207 | 2.00 | 1,145 | 1.90 |
| San Juan 004 | 15,173 | 20.72 | 15,043 | 20.55 | 17,530 | 23.94 | 17,142 | 23.41 | 2,642 | 3.61 | 2,605 | 3.56 | 1,695 | 2.32 | 1,387 | 1.89 |
| San Juan 005 | 4,644 | 22.69 | 4,615 | 22.55 | 4,794 | 23.42 | 4,657 | 22.75 | 589 | 2.88 | 570 | 2.78 | 311 | 1.52 | 289 | 1.41 |
| Guaynabo 006 | 5,091 | 16.86 | 5,041 | 16.69 | 8,875 | 29.39 | 8,590 | 28.45 | 807 | 2.67 | 805 | 2.67 | 538 | 1.78 | 449 | 1.49 |
| Aguas Buenas 081 | 4,314 | 18.09 | 4,276 | 17.93 | 6,709 | 28.14 | 6,680 | 28.02 | 703 | 2.95 | 713 | 2.99 | 238 | 1.00 | 209 | 0.88 |
| Totales del Distrito | 66,544 | 20.16 | 66,368 | 20.11 | 82,541 | 25.01 | 80,844 | 24.49 | 10,681 | 3.24 | 10,519 | 3.19 | 6,823 | 2.07 | 5,771 | 1.75 |

| Distrito Senatorial BAYAMÓN II | PPD | | | | PNP | | | | PIP | | | | PPT | | | |
|-----------------------------------|---------------------------|--------------|------------------------------|--------------|-------------------------|--------------|---------------|--------------|----------------------|-------------|-------------------|-------------|-----------------------|-------------|-----------------------------|-------------|
| | Ana Lydia Robles De Jesús | | Antonio J. Serrano Rodríguez | | Migdalia Padilla Alvelo | | Carmelo Ríos | | José A. Ojeda Santos | | Noel Berrios Díaz | | Ivette M. Torres Roig | | Carlos E. Córdova Iturregui | |
| | Votos | Por ciento | Votos | Por ciento | Votos | Por ciento | Votos | Por ciento | Votos | Por ciento | Votos | Por ciento | Votos | Por ciento | Votos | Por ciento |
| Guaynabo 007 | 7,242 | 15.97 | 6,689 | 14.75 | 12,787 | 28.19 | 13,203 | 29.11 | 1,499 | 3.30 | 1,697 | 3.74 | 1,139 | 2.51 | 1,103 | 2.43 |
| Cataño 008 | 3,887 | 16.70 | 3,734 | 16.04 | 6,827 | 29.33 | 7,006 | 30.10 | 499 | 2.14 | 579 | 2.49 | 379 | 1.63 | 365 | 1.57 |
| Bayamón 009 | 621 | 19.89 | 564 | 18.07 | 761 | 24.38 | 779 | 24.95 | 100 | 3.20 | 103 | 3.30 | 87 | 2.79 | 107 | 3.43 |
| Bayamón 010 | 11,821 | 17.40 | 11,136 | 16.39 | 19,108 | 28.13 | 19,282 | 28.38 | 1,863 | 2.74 | 2,138 | 3.15 | 1,300 | 1.91 | 1,288 | 1.90 |
| Bayamón 011 | 11,189 | 17.07 | 10,589 | 16.16 | 18,413 | 28.10 | 18,787 | 28.67 | 1,845 | 2.82 | 2,095 | 3.20 | 1,347 | 2.06 | 1,269 | 1.94 |
| Bayamón 012 | 2,839 | 19.71 | 2,742 | 19.04 | 3,947 | 27.40 | 4,018 | 27.90 | 252 | 1.75 | 281 | 1.95 | 168 | 1.17 | 156 | 1.08 |
| Toa Alta 013 | 10,636 | 20.55 | 10,017 | 19.35 | 13,177 | 25.45 | 13,425 | 25.93 | 1,260 | 2.43 | 1,413 | 2.73 | 957 | 1.85 | 882 | 1.70 |
| Toa Baja 014 | 10,260 | 17.13 | 9,506 | 15.87 | 16,709 | 27.90 | 17,415 | 29.08 | 1,664 | 2.78 | 2,013 | 3.36 | 1,174 | 1.96 | 1,140 | 1.90 |
| Totales del Distrito | 58,495 | 17.66 | 54,977 | 16.60 | 91,729 | 27.69 | 93,915 | 28.35 | 8,982 | 2.71 | 10,319 | 3.11 | 6,551 | 1.98 | 6,310 | 1.90 |

continuación; VOTOS PARA CANDIDATOS A / SENADORES POR DISTRITO

| Distrito Senatorial ARECIBO III | PPD | | | | PNP | | | | PIP | | | |
|------------------------------------|---------------|--------------|----------------|--------------|-------------------------|--------------|-------------------------|--------------|--------------|-------------|--------------------------------|-------------|
| | Rubén Soto | | Elizabeth Rosa | | Ángel Chayanne Martínez | | José (Joito) Pérez Rosa | | Ángel Negrón | | Jaime Bonel González Maldonado | |
| | Votos | Por ciento | Votos | Por ciento | Votos | Por ciento | Votos | Por ciento | Votos | Por ciento | Votos | Por ciento |
| Dorado 015 | 7,079 | 22.92 | 7,268 | 23.53 | 7,109 | 23.02 | 7,045 | 22.81 | 1,220 | 3.95 | 1,163 | 3.77 |
| Vega Alta 016 | 4,337 | 20.48 | 4,451 | 21.01 | 5,579 | 26.34 | 5,650 | 26.67 | 602 | 2.84 | 562 | 2.65 |
| Vega Alta 017 | 1,730 | 25.65 | 1,745 | 25.87 | 1,463 | 21.69 | 1,484 | 22.00 | 169 | 2.51 | 153 | 2.27 |
| Vega Baja 018 | 5,032 | 23.79 | 5,061 | 23.92 | 4,959 | 23.44 | 5,011 | 23.69 | 562 | 2.66 | 529 | 2.50 |
| Vega Baja 019 | 5,603 | 23.16 | 5,530 | 22.86 | 5,844 | 24.16 | 5,731 | 23.69 | 742 | 3.07 | 739 | 3.06 |
| Morovis 020 | 6,813 | 23.51 | 6,637 | 22.91 | 7,414 | 25.59 | 7,425 | 25.63 | 344 | 1.19 | 342 | 1.18 |
| Manatí 021 | 2,314 | 14.93 | 2,172 | 14.01 | 5,090 | 32.84 | 5,024 | 32.41 | 414 | 2.67 | 487 | 3.14 |
| Manatí 022 | 2,946 | 15.90 | 2,829 | 15.27 | 5,993 | 32.34 | 5,903 | 31.85 | 424 | 2.29 | 437 | 2.36 |
| Ciales 023 | 4,482 | 21.43 | 4,446 | 21.26 | 5,826 | 27.86 | 5,666 | 27.10 | 241 | 1.15 | 250 | 1.20 |
| Florida 024 | 2,189 | 18.58 | 2,112 | 17.92 | 3,587 | 30.44 | 3,413 | 28.97 | 245 | 2.08 | 237 | 2.01 |
| Barceloneta 025 | 4,981 | 22.78 | 4,865 | 22.25 | 5,543 | 25.35 | 5,428 | 24.83 | 540 | 2.47 | 505 | 2.31 |
| Arecibo 026 | 1,685 | 16.29 | 1,685 | 16.29 | 3,175 | 30.69 | 3,243 | 31.35 | 267 | 2.58 | 291 | 2.81 |
| Arecibo 027 | 9,762 | 16.04 | 10,015 | 16.46 | 18,993 | 31.21 | 19,353 | 31.80 | 1,389 | 2.28 | 1,348 | 2.21 |
| Hatillo 028 | 1,801 | 21.09 | 1,776 | 20.79 | 2,361 | 27.64 | 2,372 | 27.77 | 114 | 1.33 | 117 | 1.37 |
| Hatillo 029 | 5,709 | 23.20 | 5,724 | 23.26 | 6,052 | 24.60 | 6,135 | 24.93 | 504 | 2.05 | 480 | 1.95 |
| Camuy 030 | 5,680 | 18.26 | 5,740 | 18.45 | 9,222 | 29.64 | 9,250 | 29.73 | 620 | 1.99 | 601 | 1.93 |
| Quebradillas 031 | 5,248 | 22.10 | 5,262 | 22.15 | 6,072 | 25.57 | 6,170 | 25.98 | 507 | 2.13 | 492 | 2.07 |
| Totales del Distrito | 77,391 | 20.32 | 77,318 | 20.30 | 104,282 | 27.38 | 104,303 | 27.38 | 8,904 | 2.34 | 8,733 | 2.29 |

| Distrito Senatorial MAYAGÜEZ IV | PPD | | | | PNP | | | | PIP | | | | PPT | | | |
|------------------------------------|--------------------------|--------------|---------------------------|--------------|--------------------------|--------------|----------------|--------------|-------------------------|-------------|---------------------|-------------|---------------------|-------------|---------------------|-------------|
| | Gilberto Rodríguez Valle | | Efraín De Jesús Rodríguez | | Luis Daniel Muñiz Cortés | | Evelyn Vázquez | | Juan Raul Mari Pesquera | | Samuel Soto Bosques | | Edwin Morales Pérez | | Pedro Resto Batalla | |
| | Votos | Por ciento | Votos | Por ciento | Votos | Por ciento | Votos | Por ciento | Votos | Por ciento | Votos | Por ciento | Votos | Por ciento | Votos | Por ciento |
| Isabela 032 | 8,627 | 23.30 | 8,291 | 22.39 | 8,967 | 24.22 | 8,722 | 23.56 | 1,080 | 2.92 | 715 | 1.93 | 243 | 0.66 | 380 | 1.03 |
| San Sebastián 033 | 7,303 | 20.64 | 6,882 | 19.45 | 9,692 | 27.39 | 9,109 | 25.74 | 1,045 | 2.95 | 804 | 2.27 | 265 | 0.75 | 282 | 0.80 |
| Las Marías 034 | 2,547 | 21.96 | 2,519 | 21.72 | 3,102 | 26.75 | 3,046 | 26.26 | 168 | 1.45 | 153 | 1.32 | 27 | 0.23 | 36 | 0.31 |
| Aguadilla 035 | 7,460 | 18.02 | 6,979 | 16.86 | 12,119 | 29.27 | 11,639 | 28.11 | 1,450 | 3.50 | 894 | 2.16 | 378 | 0.91 | 483 | 1.17 |
| Moca 036 | 5,970 | 19.67 | 5,671 | 18.68 | 8,689 | 28.62 | 8,279 | 27.27 | 652 | 2.15 | 666 | 2.19 | 190 | 0.63 | 238 | 0.78 |
| Moca 037 | 828 | 17.42 | 811 | 17.06 | 1,462 | 30.76 | 1,393 | 29.31 | 91 | 1.91 | 94 | 1.98 | 27 | 0.57 | 47 | 0.99 |
| Aguada 038 | 7,636 | 20.54 | 7,167 | 19.28 | 10,232 | 27.52 | 9,607 | 25.84 | 1,175 | 3.16 | 701 | 1.89 | 305 | 0.82 | 351 | 0.94 |
| Rincón 039 | 3,397 | 25.35 | 3,311 | 24.71 | 2,957 | 22.07 | 2,845 | 21.23 | 427 | 3.19 | 245 | 1.83 | 90 | 0.67 | 126 | 0.94 |
| Añasco 040 | 6,052 | 22.96 | 5,719 | 21.70 | 6,752 | 25.62 | 6,528 | 24.77 | 558 | 2.12 | 371 | 1.41 | 164 | 0.62 | 210 | 0.80 |
| Mayagüez 041 | 660 | 25.91 | 636 | 24.97 | 549 | 21.55 | 558 | 21.91 | 69 | 2.71 | 43 | 1.69 | 16 | 0.63 | 16 | 0.63 |
| Mayagüez 042 | 13,494 | 23.84 | 13,599 | 24.03 | 11,900 | 21.02 | 12,238 | 21.62 | 2,460 | 4.35 | 1,631 | 2.88 | 573 | 1.01 | 707 | 1.25 |
| San Germán 043 | 1,496 | 20.75 | 1,510 | 20.95 | 1,895 | 26.29 | 1,845 | 25.59 | 211 | 2.93 | 158 | 2.19 | 43 | 0.60 | 51 | 0.71 |
| San Germán 044 | 4,786 | 23.40 | 4,616 | 22.57 | 4,747 | 23.21 | 4,583 | 22.41 | 804 | 3.93 | 548 | 2.68 | 173 | 0.85 | 197 | 0.96 |
| Hormigueros 045 | 3,827 | 25.99 | 3,763 | 25.55 | 2,998 | 20.36 | 2,925 | 19.86 | 560 | 3.80 | 394 | 2.68 | 108 | 0.73 | 151 | 1.03 |
| Cabo Rojo 046 | 8,510 | 22.97 | 8,173 | 22.06 | 8,363 | 22.57 | 8,135 | 21.96 | 1,793 | 4.84 | 1,219 | 3.29 | 393 | 1.06 | 462 | 1.25 |
| Totales del Distrito | 82,593 | 21.96 | 79,647 | 21.18 | 94,424 | 25.11 | 91,452 | 24.32 | 12,543 | 3.34 | 8,636 | 2.30 | 2,995 | 0.80 | 3,737 | 0.99 |

continuación; VOTOS PARA CANDIDATOS A / SENADORES POR DISTRITO

| Distrito Senatorial PONCE V | PPD | | | | PNP | | | | PIP | | | | PPT | |
|--------------------------------|-------------------------------|--------------|-------------------------------|--------------|---------------|--------------|---------------|--------------|-------------------------|-------------|---------------------------|-------------|-------------------------|-------------|
| | Ramón (Ramoncito) Ruiz Nieves | | Ángel (Tito) Fourquet Cordero | | Luis Berdiel | | Nelson Cruz | | Luis E. Martínez Acosta | | Juan Rafael Rosario Ramos | | Heriberto Quiles Loucil | |
| | Votos | Por ciento | Votos | Por ciento | Votos | Por ciento | Votos | Por ciento | Votos | Por ciento | Votos | Por ciento | Votos | Por ciento |
| Lajas 047 | 4,939 | 25.10 | 4,728 | 24.03 | 4,500 | 22.87 | 4,430 | 22.52 | 444 | 2.26 | 475 | 2.41 | 158 | 0.80 |
| Guánica 048 | 3,749 | 21.34 | 3,653 | 20.79 | 4,746 | 27.02 | 4,694 | 26.72 | 308 | 1.75 | 335 | 1.91 | 82 | 0.47 |
| Sabana Grande 049 | 6,125 | 27.99 | 5,909 | 27.00 | 4,416 | 20.18 | 4,331 | 19.79 | 511 | 2.34 | 483 | 2.21 | 109 | 0.50 |
| Maricao 050 | 1,380 | 20.97 | 1,338 | 20.33 | 1,885 | 28.65 | 1,874 | 28.48 | 44 | 0.67 | 49 | 0.74 | 10 | 0.15 |
| Yauco 051 | 2,384 | 18.84 | 2,323 | 18.36 | 3,708 | 29.31 | 3,545 | 28.02 | 295 | 2.33 | 307 | 2.43 | 91 | 0.72 |
| Yauco 052 | 4,345 | 20.67 | 4,185 | 19.91 | 5,708 | 27.15 | 5,540 | 26.35 | 524 | 2.49 | 544 | 2.59 | 175 | 0.83 |
| Lares 053 | 6,971 | 23.80 | 6,262 | 21.37 | 7,557 | 25.80 | 7,503 | 25.61 | 404 | 1.38 | 473 | 1.61 | 126 | 0.43 |
| Utua 054 | 6,626 | 22.96 | 6,199 | 21.48 | 7,677 | 26.60 | 7,443 | 25.79 | 354 | 1.23 | 385 | 1.33 | 175 | 0.61 |
| Adjuntas 055 | 3,992 | 20.59 | 3,703 | 19.10 | 5,650 | 29.14 | 5,427 | 27.99 | 262 | 1.35 | 282 | 1.45 | 75 | 0.39 |
| Jayuya 056 | 1,823 | 24.12 | 1,757 | 23.25 | 1,895 | 25.08 | 1,860 | 24.61 | 88 | 1.16 | 103 | 1.36 | 31 | 0.41 |
| Jayuya 057 | 2,246 | 25.35 | 2,159 | 24.37 | 2,113 | 23.85 | 2,048 | 23.12 | 118 | 1.33 | 137 | 1.55 | 39 | 0.44 |
| Guayanilla 058 | 4,613 | 24.10 | 4,430 | 23.14 | 4,529 | 23.66 | 4,494 | 23.48 | 472 | 2.47 | 506 | 2.64 | 98 | 0.51 |
| Peñuelas 059 | 4,527 | 22.42 | 4,468 | 22.12 | 4,706 | 23.30 | 5,073 | 25.12 | 626 | 3.10 | 678 | 3.36 | 118 | 0.58 |
| Ponce 060 | 2,651 | 21.50 | 2,544 | 20.63 | 3,162 | 25.64 | 2,989 | 24.24 | 351 | 2.85 | 394 | 3.20 | 239 | 1.94 |
| Ponce 061 | 13,631 | 21.30 | 13,233 | 20.68 | 16,196 | 25.30 | 15,393 | 24.05 | 2,104 | 3.29 | 2,355 | 3.68 | 1,092 | 1.71 |
| Ponce 062 | 7,525 | 21.61 | 7,137 | 20.50 | 8,901 | 25.57 | 8,383 | 24.08 | 1,045 | 3.00 | 1,253 | 3.60 | 572 | 1.64 |
| Juana Díaz 063 | 5,687 | 23.29 | 5,332 | 21.84 | 6,043 | 24.75 | 5,907 | 24.19 | 491 | 2.01 | 750 | 3.07 | 209 | 0.86 |
| Totales del Distrito | 83,214 | 22.60 | 79,360 | 21.55 | 93,392 | 25.36 | 90,934 | 24.69 | 8,441 | 2.29 | 9,509 | 2.58 | 3,399 | 0.92 |

| Distrito Senatorial GUAYAMA VI | PPD | | | | PNP | | | | PIP | | | |
|-----------------------------------|--------------------------|--------------|----------------------|--------------|--------------------|--------------|------------------------|--------------|--------------------|-------------|-------------------------|-------------|
| | Ángel M. Rodríguez Otero | | Juan Pablo Hernández | | Axel (Chino) Roque | | Carlos Rodríguez Mateo | | José Bonilla Colón | | María Yaira Díaz Santos | |
| | Votos | Por ciento | Votos | Por ciento | Votos | Por ciento | Votos | Por ciento | Votos | Por ciento | Votos | Por ciento |
| Juana Díaz 064 | 3,000 | 23.79 | 3,031 | 24.03 | 2,903 | 23.02 | 2,900 | 23.00 | 353 | 2.80 | 424 | 3.36 |
| Villalba 065 | 6,479 | 22.45 | 6,468 | 22.41 | 7,551 | 26.16 | 7,544 | 26.14 | 366 | 1.27 | 454 | 1.57 |
| Orocovis 066 | 4,963 | 19.79 | 5,049 | 20.13 | 7,339 | 29.26 | 7,190 | 28.67 | 257 | 1.02 | 281 | 1.12 |
| Santa Isabel 067 | 4,011 | 22.07 | 3,923 | 21.58 | 4,644 | 25.55 | 4,808 | 26.45 | 371 | 2.04 | 420 | 2.31 |
| Coamo 068 | 3,313 | 23.32 | 3,323 | 23.39 | 3,560 | 25.05 | 3,560 | 25.05 | 234 | 1.65 | 219 | 1.54 |
| Aibonito 069 | 4,960 | 22.14 | 5,094 | 22.74 | 5,475 | 24.44 | 5,350 | 23.88 | 727 | 3.25 | 795 | 3.55 |
| Barranquitas 070 | 4,643 | 21.16 | 4,726 | 21.54 | 5,975 | 27.23 | 5,764 | 26.27 | 392 | 1.79 | 442 | 2.01 |
| Barranquitas 071 | 800 | 15.17 | 801 | 15.18 | 1,762 | 33.40 | 1,713 | 32.47 | 88 | 1.67 | 111 | 2.10 |
| Corozal 072 | 7,796 | 22.90 | 7,826 | 22.99 | 8,746 | 25.69 | 8,462 | 24.86 | 535 | 1.57 | 678 | 1.99 |
| Naranjito 073 | 6,747 | 22.54 | 6,637 | 22.17 | 8,083 | 27.00 | 7,344 | 24.53 | 536 | 1.79 | 593 | 1.98 |
| Comerio 074 | 4,732 | 24.92 | 4,578 | 24.11 | 4,558 | 24.00 | 4,479 | 23.58 | 287 | 1.51 | 357 | 1.88 |
| Coamo 075 | 4,631 | 26.97 | 4,646 | 27.06 | 3,540 | 20.62 | 3,610 | 21.03 | 350 | 2.04 | 391 | 2.28 |
| Cidra 076 | 6,513 | 19.11 | 6,998 | 20.53 | 9,166 | 26.89 | 8,808 | 25.84 | 1,225 | 3.59 | 1,380 | 4.05 |
| Cayey 077 | 9,891 | 27.87 | 10,520 | 29.64 | 6,188 | 17.43 | 6,295 | 17.74 | 1,236 | 3.48 | 1,363 | 3.84 |
| Salinas 078 | 4,965 | 24.06 | 4,943 | 23.95 | 4,523 | 21.91 | 5,314 | 25.75 | 415 | 2.01 | 479 | 2.32 |
| Guayama 079 | 7,372 | 22.76 | 7,646 | 23.61 | 7,656 | 23.64 | 8,040 | 24.82 | 805 | 2.49 | 868 | 2.68 |
| Arroyo 080 | 3,981 | 23.76 | 4,062 | 24.25 | 4,007 | 23.92 | 4,004 | 23.90 | 327 | 1.95 | 371 | 2.21 |
| Salinas 085 | 592 | 21.48 | 627 | 22.75 | 645 | 23.40 | 748 | 27.14 | 70 | 2.54 | 74 | 2.69 |
| Totales del Distrito | 89,389 | 22.87 | 90,898 | 23.26 | 96,321 | 24.65 | 95,933 | 24.55 | 8,574 | 2.19 | 9,700 | 2.48 |

continuación; VOTOS PARA CANDIDATOS A / SENADORES POR DISTRITO

| Distrito Senatorial HUMACAO VII | PPD | | | | PNP | | | | PIP | | | | PPT | | | |
|------------------------------------|-------------------------|--------------|----------------------|--------------|-----------------|--------------|--------------------|--------------|-----------------------|-------------|-----------------------------|-------------|--------------------------|-------------|-----------------------|-------------|
| | José L. Dalmau Santiago | | Jorge Suárez Cáceres | | Miguel Laureano | | Luis (Píckie) Díaz | | Lydia E. Ortiz Flores | | Olivero (Oli) Rivera Dávila | | Javier Córdova Iturregui | | José O. Sotero Esteva | |
| | Votos | Por ciento | Votos | Por ciento | Votos | Por ciento | Votos | Por ciento | Votos | Por ciento | Votos | Por ciento | Votos | Por ciento | Votos | Por ciento |
| Caguas 082 | 10,338 | 27.71 | 8,739 | 23.43 | 7,023 | 18.83 | 7,017 | 18.81 | 1,578 | 4.23 | 1,349 | 3.62 | 655 | 1.76 | 606 | 1.62 |
| Caguas 083 | 18,393 | 26.87 | 15,578 | 22.76 | 14,344 | 20.96 | 14,062 | 20.54 | 2,261 | 3.30 | 1,982 | 2.90 | 947 | 1.38 | 881 | 1.29 |
| Gurabo 084 | 7,142 | 21.66 | 5,869 | 17.80 | 8,535 | 25.89 | 8,492 | 25.76 | 1,112 | 3.37 | 890 | 2.70 | 481 | 1.46 | 448 | 1.36 |
| San Lorenzo 086 | 4,170 | 24.61 | 3,633 | 21.44 | 4,092 | 24.15 | 3,861 | 22.78 | 452 | 2.67 | 360 | 2.12 | 193 | 1.14 | 185 | 1.09 |
| San Lorenzo 087 | 4,573 | 24.32 | 4,158 | 22.11 | 4,602 | 24.47 | 4,507 | 23.97 | 340 | 1.81 | 294 | 1.56 | 163 | 0.87 | 168 | 0.89 |
| Juncos 088 | 7,268 | 24.81 | 6,497 | 22.17 | 6,889 | 23.51 | 6,726 | 22.96 | 720 | 2.46 | 591 | 2.02 | 315 | 1.08 | 294 | 1.00 |
| Las Piedras 089 | 4,750 | 19.00 | 4,122 | 16.49 | 7,374 | 29.50 | 7,138 | 28.56 | 603 | 2.41 | 506 | 2.02 | 240 | 0.96 | 261 | 1.04 |
| Las Piedras 090 | 1,472 | 27.80 | 1,316 | 24.85 | 1,141 | 21.55 | 1,097 | 20.72 | 93 | 1.76 | 65 | 1.23 | 54 | 1.02 | 57 | 1.08 |
| Patillas 091 | 4,501 | 25.42 | 4,191 | 23.67 | 4,094 | 23.12 | 4,082 | 23.05 | 373 | 2.11 | 315 | 1.78 | 85 | 0.48 | 68 | 0.38 |
| Maunabo 092 | 2,928 | 24.45 | 2,771 | 23.14 | 2,887 | 24.10 | 2,858 | 23.86 | 241 | 2.01 | 221 | 1.85 | 31 | 0.26 | 40 | 0.33 |
| Yabucoa 093 | 8,563 | 25.03 | 8,074 | 23.60 | 8,162 | 23.86 | 8,018 | 23.44 | 641 | 1.87 | 423 | 1.24 | 160 | 0.47 | 164 | 0.48 |
| Humacao 094 | 10,865 | 26.13 | 9,774 | 23.51 | 9,241 | 22.22 | 9,017 | 21.68 | 1,008 | 2.42 | 812 | 1.95 | 426 | 1.02 | 439 | 1.06 |
| Naguabo 095 | 3,776 | 19.76 | 3,430 | 17.95 | 5,526 | 28.92 | 5,377 | 28.14 | 418 | 2.19 | 348 | 1.82 | 114 | 0.60 | 117 | 0.61 |
| Totales del Distrito | 88,739 | 24.74 | 78,152 | 21.79 | 83,910 | 23.40 | 82,252 | 22.93 | 9,840 | 2.74 | 8,156 | 2.27 | 3,864 | 1.08 | 3,728 | 1.04 |

| Distrito Senatorial CAROLINA VIII | PPD | | | | PNP | | | | PIP | | | | PPT | | | |
|--------------------------------------|---------------------------|--------------|-----------------------------|--------------|---------------------|--------------|--------------------|--------------|--------------------------|-------------|-----------------------|-------------|------------------------------|-------------|-------------------------|-------------|
| | Pedro (Pedrito) Rodríguez | | Luis Daniel Rivera Filomeno | | Nayda Venegas Brown | | Eric Correa Rivera | | Marisol Quiñones Algarín | | Albert Santana Dávila | | Isaac Ronaldo Santiago Pabón | | Angélica Molina Sánchez | |
| | Votos | Por ciento | Votos | Por ciento | Votos | Por ciento | Votos | Por ciento | Votos | Por ciento | Votos | Por ciento | Votos | Por ciento | Votos | Por ciento |
| Vieques 096 | 1,835 | 25.68 | 1,811 | 25.34 | 1,536 | 21.49 | 1,511 | 21.14 | 163 | 2.28 | 135 | 1.89 | 61 | 0.85 | 94 | 1.32 |
| Culebra 097 | 488 | 22.67 | 470 | 21.83 | 512 | 23.78 | 510 | 23.69 | 63 | 2.93 | 53 | 2.46 | 23 | 1.07 | 34 | 1.58 |
| Ceiba 098 | 1,763 | 18.14 | 1,724 | 17.74 | 2,808 | 28.89 | 2,727 | 28.06 | 235 | 2.42 | 174 | 1.79 | 113 | 1.16 | 175 | 1.80 |
| Fajardo 099 | 3,620 | 16.45 | 3,538 | 16.08 | 6,654 | 30.23 | 6,628 | 30.12 | 589 | 2.68 | 437 | 1.99 | 214 | 0.97 | 328 | 1.49 |
| Luquillo 100 | 3,400 | 22.03 | 3,407 | 22.08 | 3,869 | 25.07 | 3,736 | 24.21 | 416 | 2.70 | 291 | 1.89 | 136 | 0.88 | 175 | 1.13 |
| Río Grande 101 | 1,430 | 22.61 | 1,431 | 22.63 | 1,523 | 24.08 | 1,466 | 23.18 | 207 | 3.27 | 132 | 2.09 | 51 | 0.81 | 84 | 1.33 |
| Río Grande 102 | 5,860 | 20.46 | 5,810 | 20.28 | 7,546 | 26.34 | 7,257 | 25.33 | 879 | 3.07 | 534 | 1.86 | 304 | 1.06 | 455 | 1.59 |
| Loiza 103 | 3,518 | 18.00 | 3,416 | 17.48 | 6,082 | 31.11 | 5,521 | 28.24 | 337 | 1.72 | 343 | 1.75 | 138 | 0.71 | 192 | 0.98 |
| Canóvanas 104 | 3,164 | 20.67 | 3,118 | 20.37 | 3,893 | 25.43 | 3,812 | 24.90 | 519 | 3.39 | 361 | 2.36 | 179 | 1.17 | 264 | 1.72 |
| Canóvanas 105 | 3,258 | 19.05 | 3,271 | 19.12 | 4,697 | 27.46 | 4,681 | 27.36 | 449 | 2.62 | 360 | 2.10 | 165 | 0.96 | 225 | 1.32 |
| Carolina 106 | 6,145 | 23.25 | 6,210 | 23.50 | 5,783 | 21.88 | 6,358 | 24.06 | 671 | 2.54 | 473 | 1.79 | 300 | 1.14 | 485 | 1.84 |
| Carolina 107 | 9,211 | 25.00 | 9,191 | 24.95 | 7,631 | 20.71 | 7,475 | 20.29 | 1,165 | 3.16 | 871 | 2.36 | 510 | 1.38 | 788 | 2.14 |
| Carolina 108 | 13,390 | 22.37 | 13,319 | 22.25 | 13,568 | 22.66 | 13,304 | 22.22 | 2,156 | 3.60 | 1,616 | 2.70 | 1,024 | 1.71 | 1,490 | 2.49 |
| Trujillo Alto 109 | 6,169 | 24.45 | 5,176 | 20.51 | 5,380 | 21.32 | 5,810 | 23.03 | 1,002 | 3.97 | 772 | 3.06 | 383 | 1.52 | 539 | 2.14 |
| Trujillo Alto 110 | 6,666 | 24.32 | 6,009 | 21.93 | 5,771 | 21.06 | 5,769 | 21.05 | 1,116 | 4.07 | 848 | 3.09 | 516 | 1.88 | 712 | 2.60 |
| Totales del Distrito | 69,917 | 21.91 | 67,901 | 21.27 | 77,253 | 24.21 | 76,565 | 23.99 | 9,967 | 3.12 | 7,400 | 2.32 | 4,117 | 1.29 | 6,040 | 1.89 |

A stylized, light gray graphic of a ballot box with a checkmark is positioned in the background. The ballot box is tilted, and the checkmark is large and prominent. The entire graphic is set against a light gray background.

VOTOS PARA CANDIDATOS A REPRESENTANTES POR ACUMULACIÓN

ELECCIONES GENERALES / MARTES, 8 DE NOVIEMBRE DE 2016

VOTOS PARA CANDIDATOS A REPRESENTANTES POR ACUMULACION PARTIDO POPULAR DEMOCRÁTICO

| Totales por Distrito Senatorial | Manuel Natal Albelo | Brenda López De Arrarás | Luis Vega Ramos | Jesús Manuel Ortiz | Jorge Colberg Toro | Jaime Perelló |
|---------------------------------|---------------------|-------------------------|-----------------|--------------------|--------------------|---------------|
| SAN JUAN I | 22,521 | 8,113 | 13,707 | 8,428 | 10,835 | 3,866 |
| BAYAMÓN II | 8,092 | 14,708 | 14,542 | 1,241 | 9,256 | 13,679 |
| ARECIBO III | 7,227 | 21,561 | 21,553 | 8,695 | 14,687 | 4,795 |
| MAYAGÜEZ IV | 19,270 | 18,656 | 12,261 | 8,307 | 7,075 | 15,782 |
| PONCE V | 28,421 | 12,166 | 7,539 | 13,904 | 11,281 | 7,077 |
| GUAYAMA VI | 23,251 | 11,398 | 13,757 | 11,632 | 14,427 | 14,541 |
| HUMACAO VII | 15,770 | 13,950 | 9,439 | 27,269 | 4,910 | 8,865 |
| CAROLINA VIII | 9,488 | 23,422 | 8,871 | 6,239 | 8,096 | 11,317 |
| Totales Isla | 134,040 | 123,974 | 101,669 | 85,715 | 80,567 | 79,922 |

| Distrito Senatorial SAN JUAN I | Manuel Natal Albelo | Brenda López De Arrarás | Luis Vega Ramos | Jesús Manuel Ortiz | Jorge Colberg Toro | Jaime Perelló |
|--------------------------------|---------------------|-------------------------|-----------------|--------------------|--------------------|---------------|
| San Juan 001 | 1,760 | 719 | 800 | 7,602 | 222 | 239 |
| San Juan 002 | 2,144 | 799 | 845 | 179 | 9,845 | 175 |
| San Juan 003 | 10,314 | 1,001 | 621 | 168 | 194 | 177 |
| San Juan 004 | 2,720 | 1,143 | 10,688 | 273 | 332 | 214 |
| San Juan 005 | 750 | 391 | 350 | 75 | 133 | 2,901 |
| Guaynabo 006 | 4,455 | 377 | 269 | 77 | 76 | 96 |
| Aguas Buenas 081 | 378 | 3,683 | 134 | 54 | 33 | 64 |
| Totales del Distrito | 22,521 | 8,113 | 13,707 | 8,428 | 10,835 | 3,866 |

| Distrito Senatorial BAYAMÓN II | Manuel Natal Albelo | Brenda López De Arrarás | Luis Vega Ramos | Jesús Manuel Ortiz | Jorge Colberg Toro | Jaime Perelló |
|--------------------------------|---------------------|-------------------------|-----------------|--------------------|--------------------|---------------|
| Guaynabo 007 | 1,757 | 756 | 644 | 175 | 290 | 3,966 |
| Cataño 008 | 394 | 319 | 3,100 | 38 | 55 | 64 |
| Bayamón 009 | 93 | 62 | 49 | 402 | 20 | 8 |
| Bayamón 010 | 1,526 | 10,042 | 584 | 133 | 116 | 220 |
| Bayamón 011 | 1,436 | 1,051 | 563 | 137 | 8,469 | 162 |
| Bayamón 012 | 261 | 286 | 118 | 25 | 24 | 2,244 |
| Toa Alta 013 | 1,223 | 869 | 8,638 | 106 | 88 | 172 |
| Toa Baja 014 | 1,402 | 1,323 | 846 | 225 | 194 | 6,843 |
| Totales del Distrito | 8,092 | 14,708 | 14,542 | 1,241 | 9,256 | 13,679 |

continuación; VOTOS PARA CANDIDATOS A / REPRESENTANTES POR ACUMULACIÓN PARTIDO POPULAR DEMOCRÁTICO

| Distrito Senatorial ARECIBO III | Manuel Natal Albelo | Brenda López De Arrarás | Luis Vega Ramos | Jesús Manuel Ortiz | Jorge Colberg Toro | Jaime Perelló |
|------------------------------------|---------------------|----------------------------|-----------------|--------------------|--------------------|---------------|
| Dorado 015 | 677 | 620 | 433 | 165 | 5,253 | 127 |
| Vega Alta 016 | 297 | 3,784 | 194 | 131 | 32 | 78 |
| Vega Alta 017 | 85 | 1,523 | 50 | 36 | 8 | 30 |
| Vega Baja 018 | 287 | 357 | 4,208 | 45 | 29 | 56 |
| Vega Baja 019 | 437 | 439 | 246 | 68 | 4,280 | 77 |
| Morovis 020 | 368 | 354 | 5,940 | 36 | 31 | 64 |
| Manatí 021 | 245 | 247 | 96 | 1,667 | 37 | 55 |
| Manatí 022 | 235 | 247 | 88 | 2,283 | 31 | 72 |
| Ciales 023 | 342 | 187 | 58 | 3,963 | 9 | 35 |
| Florida 024 | 1,982 | 130 | 49 | 15 | 8 | 23 |
| Barceloneta 025 | 354 | 532 | 200 | 70 | 43 | 3,749 |
| Arecibo 026 | 114 | 175 | 1,373 | 18 | 15 | 29 |
| Arecibo 027 | 675 | 1,008 | 8,248 | 50 | 119 | 136 |
| Hatillo 028 | 86 | 1,635 | 28 | 9 | 21 | 20 |
| Hatillo 029 | 412 | 5,131 | 104 | 47 | 40 | 82 |
| Camuy 030 | 328 | 513 | 137 | 55 | 4,702 | 78 |
| Quebradillas 031 | 303 | 4,679 | 101 | 37 | 29 | 84 |
| Totales del Distrito | 7,227 | 21,561 | 21,553 | 8,695 | 14,687 | 4,795 |

| Distrito Senatorial MAYAGÜEZ IV | Manuel Natal Albelo | Brenda López De Arrarás | Luis Vega Ramos | Jesús Manuel Ortiz | Jorge Colberg Toro | Jaime Perelló |
|------------------------------------|---------------------|----------------------------|-----------------|--------------------|--------------------|---------------|
| Isabela 032 | 7,557 | 581 | 172 | 53 | 53 | 126 |
| San Sebastián 033 | 510 | 6,309 | 219 | 44 | 57 | 97 |
| Las Marías 034 | 79 | 127 | 33 | 36 | 22 | 2,235 |
| Aguadilla 035 | 713 | 646 | 241 | 68 | 5,571 | 119 |
| Moca 036 | 299 | 368 | 5,066 | 45 | 27 | 58 |
| Moca 037 | 48 | 69 | 22 | 6 | 643 | 9 |
| Aguada 038 | 6,566 | 583 | 187 | 58 | 68 | 115 |
| Rincón 039 | 238 | 228 | 116 | 2,678 | 30 | 143 |
| Añasco 040 | 346 | 349 | 5,020 | 30 | 40 | 98 |
| Mayagüez 041 | 30 | 60 | 14 | 8 | 3 | 503 |
| Mayagüez 042 | 1,294 | 1,432 | 596 | 163 | 232 | 9,439 |
| San Germán 043 | 102 | 88 | 43 | 1,223 | 25 | 19 |
| San Germán 044 | 336 | 306 | 106 | 3,764 | 74 | 61 |
| Hormigueros 045 | 413 | 528 | 187 | 67 | 48 | 2,597 |
| Cabo Rojo 046 | 739 | 6,982 | 239 | 64 | 182 | 163 |
| Totales del Distrito | 19,270 | 18,656 | 12,261 | 8,307 | 7,075 | 15,782 |

continuación; VOTOS PARA CANDIDATOS A / REPRESENTANTES POR ACUMULACIÓN PARTIDO POPULAR DEMOCRÁTICO

| Distrito Senatorial PONCE V | Manuel Natal Albelo | Brenda López De Arrarás | Luis Vega Ramos | Jesús Manuel Ortiz | Jorge Colberg Toro | Jaime Perelló |
|-----------------------------|---------------------|-------------------------|-----------------|--------------------|--------------------|---------------|
| Lajas 047 | 245 | 320 | 112 | 30 | 3,971 | 70 |
| Guánica 048 | 137 | 200 | 64 | 13 | 3,205 | 36 |
| Sabana Grande 049 | 294 | 529 | 101 | 4,928 | 42 | 75 |
| Maricao 050 | 69 | 101 | 32 | 22 | 7 | 1,128 |
| Yauco 051 | 175 | 151 | 51 | 1,961 | 19 | 35 |
| Yauco 052 | 383 | 337 | 159 | 3,295 | 33 | 69 |
| Lares 053 | 5,599 | 489 | 79 | 32 | 31 | 62 |
| Utuado 054 | 265 | 6,064 | 87 | 58 | 33 | 40 |
| Adjuntas 055 | 126 | 272 | 74 | 3,267 | 14 | 39 |
| Jayuya 056 | 43 | 66 | 1,613 | 10 | 4 | 13 |
| Jayuya 057 | 48 | 116 | 1,923 | 11 | 6 | 24 |
| Guayanilla 058 | 298 | 342 | 119 | 25 | 3,516 | 159 |
| Peñuelas 059 | 4,083 | 233 | 110 | 24 | 22 | 60 |
| Ponce 060 | 216 | 311 | 1,929 | 11 | 21 | 41 |
| Ponce 061 | 10,853 | 1,353 | 558 | 116 | 170 | 249 |
| Ponce 062 | 762 | 845 | 383 | 66 | 147 | 4,901 |
| Juana Díaz 063 | 4,825 | 437 | 145 | 35 | 40 | 76 |
| Totales del Distrito | 28,421 | 12,166 | 7,539 | 13,904 | 11,281 | 7,077 |

| Distrito Senatorial GUAYAMA VI | Manuel Natal Albelo | Brenda López De Arrarás | Luis Vega Ramos | Jesús Manuel Ortiz | Jorge Colberg Toro | Jaime Perelló |
|--------------------------------|---------------------|-------------------------|-----------------|--------------------|--------------------|---------------|
| Juana Díaz 064 | 2,673 | 233 | 70 | 17 | 25 | 30 |
| Villalba 065 | 206 | 208 | 64 | 5,861 | 23 | 42 |
| Orocovis 066 | 4,723 | 187 | 79 | 26 | 8 | 25 |
| Santa Isabel 067 | 254 | 406 | 116 | 23 | 30 | 3,054 |
| Coamo 068 | 137 | 142 | 58 | 32 | 2,842 | 41 |
| Aibonito 069 | 516 | 507 | 222 | 86 | 64 | 3,571 |
| Barranquitas 070 | 238 | 172 | 4,184 | 19 | 16 | 18 |
| Barranquitas 071 | 83 | 47 | 671 | 3 | 3 | 8 |
| Corozal 072 | 394 | 335 | 6,773 | 47 | 39 | 90 |
| Naranjito 073 | 6,212 | 317 | 164 | 105 | 28 | 60 |
| Comerio 074 | 320 | 279 | 151 | 66 | 20 | 3,661 |
| Coamo 075 | 249 | 282 | 97 | 83 | 3,757 | 64 |
| Cidra 076 | 685 | 535 | 233 | 4,993 | 55 | 104 |
| Cayey 077 | 943 | 733 | 412 | 141 | 7,404 | 174 |
| Salinas 078 | 4,415 | 338 | 137 | 36 | 35 | 93 |
| Guayama 079 | 525 | 6,426 | 203 | 66 | 48 | 116 |
| Arroyo 080 | 134 | 204 | 108 | 25 | 25 | 3,382 |
| Salinas 085 | 544 | 47 | 15 | 3 | 5 | 8 |
| Totales del Distrito | 23,251 | 11,398 | 13,757 | 11,632 | 14,427 | 14,541 |

continuación; VOTOS PARA CANDIDATOS A / REPRESENTANTES POR ACUMULACIÓN PARTIDO POPULAR DEMOCRÁTICO

| Distrito Senatorial HUMACAO VII | Manuel Natal Albelo | Brenda López De Arrarás | Luis Vega Ramos | Jesús Manuel Ortiz | Jorge Colberg Toro | Jaime Perelló |
|---------------------------------|---------------------|-------------------------|-----------------|--------------------|--------------------|---------------|
| Caguas 082 | 7,497 | 710 | 408 | 136 | 115 | 197 |
| Caguas 083 | 1,752 | 1,246 | 663 | 11,823 | 146 | 313 |
| Gurabo 084 | 737 | 557 | 315 | 86 | 4,203 | 119 |
| San Lorenzo 086 | 288 | 249 | 3,107 | 42 | 17 | 41 |
| San Lorenzo 087 | 222 | 220 | 3,723 | 33 | 23 | 68 |
| Juncos 088 | 470 | 522 | 227 | 114 | 105 | 5,077 |
| Las Piedras 089 | 408 | 3,548 | 174 | 57 | 46 | 71 |
| Las Piedras 090 | 66 | 1,188 | 46 | 9 | 24 | 29 |
| Patillas 091 | 176 | 3,854 | 97 | 39 | 27 | 46 |
| Maunabo 092 | 82 | 142 | 43 | 19 | 8 | 2,447 |
| Yabucoa 093 | 326 | 347 | 166 | 7,260 | 39 | 66 |
| Humacao 094 | 806 | 994 | 356 | 7,609 | 127 | 309 |
| Naguabo 095 | 2,940 | 373 | 114 | 42 | 30 | 82 |
| Totales del Distrito | 15,770 | 13,950 | 9,439 | 27,269 | 4,910 | 8,865 |

| Distrito Senatorial CAROLINA VIII | Manuel Natal Albelo | Brenda López De Arrarás | Luis Vega Ramos | Jesús Manuel Ortiz | Jorge Colberg Toro | Jaime Perelló |
|-----------------------------------|---------------------|-------------------------|-----------------|--------------------|--------------------|---------------|
| Vieques 096 | 38 | 110 | 31 | 11 | 11 | 1,573 |
| Culebra 097 | 10 | 28 | 9 | 4 | 395 | 3 |
| Ceiba 098 | 111 | 177 | 1,388 | 29 | 9 | 37 |
| Fajardo 099 | 303 | 365 | 146 | 37 | 2,646 | 76 |
| Luquillo 100 | 2,917 | 244 | 87 | 38 | 26 | 47 |
| Río Grande 101 | 85 | 90 | 42 | 1,110 | 16 | 26 |
| Río Grande 102 | 470 | 475 | 183 | 4,327 | 58 | 101 |
| Loíza 103 | 230 | 249 | 160 | 36 | 48 | 2,713 |
| Canóvanas 104 | 363 | 2,507 | 119 | 47 | 33 | 56 |
| Canóvanas 105 | 246 | 2,709 | 114 | 44 | 30 | 57 |
| Carolina 106 | 544 | 550 | 288 | 79 | 4,341 | 147 |
| Carolina 107 | 957 | 891 | 686 | 138 | 151 | 5,941 |
| Carolina 108 | 1,658 | 10,270 | 749 | 217 | 177 | 281 |
| Trujillo Alto 109 | 736 | 4,188 | 313 | 52 | 70 | 153 |
| Trujillo Alto 110 | 820 | 569 | 4,556 | 70 | 85 | 106 |
| Totales del Distrito | 9,488 | 23,422 | 8,871 | 6,239 | 8,096 | 11,317 |

VOTOS PARA CANDIDATOS A REPRESENTANTES POR ACUMULACION PARTIDO NUEVO PROGRESISTA

| Totales por Distrito Senatorial | María Milagros Charbonier | Nestor Alonso (Joven No Vidente) | José (Pichy) Torres Zamora | José Enrique (Quiquito) Meléndez | Lourdes Ramos | José Aponte Hernández |
|---------------------------------|---------------------------|----------------------------------|----------------------------|----------------------------------|----------------|-----------------------|
| SAN JUAN I | 14,181 | 22,105 | 15,122 | 7,369 | 13,495 | 5,180 |
| BAYAMÓN II | 14,753 | 17,500 | 28,058 | 5,349 | 7,565 | 13,875 |
| ARECIBO III | 16,075 | 12,459 | 28,865 | 15,074 | 13,878 | 14,350 |
| MAYAGÜEZ IV | 21,942 | 18,211 | 5,095 | 20,169 | 17,565 | 9,651 |
| PONCE V | 10,793 | 6,605 | 6,163 | 16,128 | 18,725 | 33,332 |
| GUAYAMA VI | 18,757 | 18,090 | 16,244 | 13,596 | 19,025 | 9,656 |
| HUMACAO VII | 15,333 | 12,530 | 7,459 | 16,225 | 15,170 | 16,810 |
| CAROLINA VIII | 25,071 | 10,939 | 9,936 | 19,654 | 7,892 | 3,734 |
| Totales Isla | 136,905 | 118,439 | 116,942 | 113,564 | 113,315 | 106,588 |

| Distrito Senatorial SAN JUAN I | María Milagros Charbonier | Nestor Alonso (Joven No Vidente) | José (Pichy) Torres Zamora | José Enrique (Quiquito) Meléndez | Lourdes Ramos | José Aponte Hernández |
|--------------------------------|---------------------------|----------------------------------|----------------------------|----------------------------------|---------------|-----------------------|
| San Juan 001 | 601 | 319 | 13,397 | 270 | 400 | 288 |
| San Juan 002 | 11,273 | 320 | 347 | 231 | 287 | 241 |
| San Juan 003 | 687 | 340 | 398 | 277 | 12,188 | 266 |
| San Juan 004 | 767 | 13,743 | 495 | 439 | 277 | 424 |
| San Juan 005 | 245 | 146 | 129 | 99 | 80 | 3,736 |
| Guaynabo 006 | 376 | 7,139 | 234 | 227 | 146 | 178 |
| Aguas Buenas 081 | 232 | 98 | 122 | 5,826 | 117 | 47 |
| Totales del Distrito | 14,181 | 22,105 | 15,122 | 7,369 | 13,495 | 5,180 |

| Distrito Senatorial BAYAMÓN II | María Milagros Charbonier | Nestor Alonso (Joven No Vidente) | José (Pichy) Torres Zamora | José Enrique (Quiquito) Meléndez | Lourdes Ramos | José Aponte Hernández |
|--------------------------------|---------------------------|----------------------------------|----------------------------|----------------------------------|---------------|-----------------------|
| Guaynabo 007 | 459 | 384 | 10,599 | 342 | 246 | 233 |
| Cataño 008 | 289 | 141 | 165 | 120 | 5,805 | 67 |
| Bayamón 009 | 27 | 21 | 644 | 7 | 13 | 12 |
| Bayamón 010 | 878 | 613 | 15,511 | 317 | 392 | 269 |
| Bayamón 011 | 888 | 15,207 | 331 | 319 | 388 | 333 |
| Bayamón 012 | 145 | 100 | 64 | 3,423 | 53 | 38 |
| Toa Alta 013 | 10,928 | 383 | 305 | 320 | 263 | 230 |
| Toa Baja 014 | 1,139 | 651 | 439 | 501 | 405 | 12,693 |
| Totales del Distrito | 14,753 | 17,500 | 28,058 | 5,349 | 7,565 | 13,875 |

continuación; VOTOS PARA CANDIDATOS A / REPRESENTANTES POR ACUMULACIÓN PARTIDO NUEVO PROGRESISTA

| Distrito Senatorial ARECIBO III | María Milagros Charbonier | Nestor Alonso (Joven No Vidente) | José (Pichy) Torres Zamora | José Enrique (Quiquito) Meléndez | Lourdes Ramos | José Aponte Hernández |
|------------------------------------|------------------------------|-------------------------------------|-------------------------------|-------------------------------------|---------------|-----------------------|
| Dorado 015 | 379 | 184 | 195 | 185 | 5,872 | 123 |
| Vega Alta 016 | 240 | 108 | 113 | 100 | 105 | 4,809 |
| Vega Alta 017 | 52 | 19 | 18 | 18 | 33 | 1,307 |
| Vega Baja 018 | 217 | 98 | 99 | 4,306 | 85 | 67 |
| Vega Baja 019 | 310 | 118 | 130 | 4,845 | 106 | 57 |
| Morovis 020 | 194 | 126 | 103 | 80 | 6,601 | 121 |
| Manatí 021 | 4,346 | 118 | 114 | 65 | 98 | 78 |
| Manatí 022 | 5,173 | 137 | 100 | 93 | 147 | 89 |
| Ciales 023 | 122 | 5,202 | 58 | 30 | 47 | 43 |
| Florida 024 | 146 | 36 | 2,961 | 30 | 62 | 33 |
| Barceloneta 025 | 264 | 104 | 106 | 4,622 | 79 | 42 |
| Arecibo 026 | 2,780 | 70 | 51 | 42 | 72 | 39 |
| Arecibo 027 | 855 | 316 | 16,428 | 325 | 286 | 189 |
| Hatillo 028 | 80 | 49 | 44 | 34 | 29 | 2,066 |
| Hatillo 029 | 311 | 100 | 134 | 120 | 81 | 5,134 |
| Camuy 030 | 429 | 173 | 8,099 | 112 | 104 | 81 |
| Quebradillas 031 | 177 | 5,501 | 112 | 67 | 71 | 72 |
| Totales del Distrito | 16,075 | 12,459 | 28,865 | 15,074 | 13,878 | 14,350 |

| Distrito Senatorial MAYAGÜEZ IV | María Milagros Charbonier | Nestor Alonso (Joven No Vidente) | José (Pichy) Torres Zamora | José Enrique (Quiquito) Meléndez | Lourdes Ramos | José Aponte Hernández |
|------------------------------------|------------------------------|-------------------------------------|-------------------------------|-------------------------------------|---------------|-----------------------|
| Isabela 032 | 366 | 211 | 211 | 7,740 | 132 | 106 |
| San Sebastián 033 | 314 | 205 | 219 | 157 | 151 | 8,272 |
| Las Marías 034 | 73 | 30 | 30 | 2,886 | 17 | 20 |
| Aguadilla 035 | 10,506 | 390 | 297 | 139 | 297 | 237 |
| Moca 036 | 260 | 7,838 | 145 | 122 | 125 | 121 |
| Moca 037 | 40 | 1,329 | 58 | 17 | 24 | 15 |
| Aguada 038 | 8,780 | 298 | 280 | 182 | 228 | 160 |
| Rincón 039 | 126 | 67 | 87 | 2,513 | 67 | 42 |
| Añasco 040 | 197 | 132 | 121 | 5,939 | 132 | 64 |
| Mayagüez 041 | 19 | 4 | 495 | 3 | 4 | 7 |
| Mayagüez 042 | 545 | 281 | 286 | 205 | 10,381 | 240 |
| San Germán 043 | 44 | 42 | 29 | 28 | 1,686 | 22 |
| San Germán 044 | 201 | 123 | 94 | 78 | 4,066 | 70 |
| Hormigueros 045 | 152 | 83 | 2,545 | 36 | 74 | 59 |
| Cabo Rojo 046 | 319 | 7,178 | 198 | 124 | 181 | 216 |
| Totales del Distrito | 21,942 | 18,211 | 5,095 | 20,169 | 17,565 | 9,651 |

continuación; VOTOS PARA CANDIDATOS A / REPRESENTANTES POR ACUMULACIÓN PARTIDO NUEVO PROGRESISTA

| Distrito Senatorial PONCE V | María Milagros Charbonier | Nestor Alonso (Joven No Vidente) | José (Pichy) Torres Zamora | José Enrique (Quiquito) Meléndez | Lourdes Ramos | José Aponte Hernández |
|--------------------------------|------------------------------|-------------------------------------|-------------------------------|-------------------------------------|---------------|-----------------------|
| Lajas 047 | 154 | 83 | 4,056 | 54 | 84 | 53 |
| Guánica 048 | 123 | 50 | 63 | 4,309 | 59 | 33 |
| Sabana Grande 049 | 173 | 82 | 64 | 61 | 95 | 3,856 |
| Maricao 050 | 1,797 | 21 | 13 | 8 | 13 | 12 |
| Yauco 051 | 93 | 61 | 69 | 55 | 3,239 | 56 |
| Yauco 052 | 193 | 137 | 125 | 82 | 4,893 | 127 |
| Lares 053 | 271 | 141 | 128 | 7,029 | 87 | 49 |
| Utua 054 | 269 | 82 | 138 | 74 | 6,795 | 91 |
| Adjuntas 055 | 229 | 5,045 | 72 | 63 | 70 | 77 |
| Jayuya 056 | 41 | 14 | 149 | 1,695 | 7 | 4 |
| Jayuya 057 | 56 | 25 | 234 | 1,829 | 13 | 10 |
| Guayanilla 058 | 136 | 82 | 79 | 119 | 60 | 3,969 |
| Peñuelas 059 | 134 | 78 | 80 | 66 | 53 | 4,241 |
| Ponce 060 | 187 | 49 | 80 | 69 | 2,641 | 39 |
| Ponce 061 | 924 | 371 | 434 | 326 | 327 | 13,323 |
| Ponce 062 | 511 | 183 | 227 | 178 | 150 | 7,337 |
| Juana Díaz 063 | 5,502 | 101 | 152 | 111 | 139 | 55 |
| Totales del Distrito | 10,793 | 6,605 | 6,163 | 16,128 | 18,725 | 33,332 |

| Distrito Senatorial GUAYAMA VI | María Milagros Charbonier | Nestor Alonso (Joven No Vidente) | José (Pichy) Torres Zamora | José Enrique (Quiquito) Meléndez | Lourdes Ramos | José Aponte Hernández |
|-----------------------------------|------------------------------|-------------------------------------|-------------------------------|-------------------------------------|---------------|-----------------------|
| Juana Díaz 064 | 2,649 | 43 | 74 | 63 | 61 | 30 |
| Villalba 065 | 131 | 68 | 6,975 | 187 | 187 | 17 |
| Orocovis 066 | 104 | 94 | 95 | 85 | 6,759 | 63 |
| Santa Isabel 067 | 203 | 64 | 80 | 152 | 82 | 4,145 |
| Coamo 068 | 70 | 28 | 44 | 3,380 | 38 | 49 |
| Aibonito 069 | 169 | 4,726 | 109 | 150 | 77 | 82 |
| Barranquitas 070 | 86 | 81 | 84 | 67 | 5,447 | 31 |
| Barranquitas 071 | 33 | 22 | 16 | 1,571 | 33 | 10 |
| Corozal 072 | 223 | 123 | 7,883 | 75 | 159 | 141 |
| Naranjito 073 | 6,852 | 132 | 70 | 90 | 142 | 87 |
| Comerio 074 | 88 | 4,247 | 56 | 43 | 46 | 51 |
| Coamo 075 | 97 | 96 | 61 | 3,341 | 55 | 25 |
| Cidra 076 | 342 | 7,920 | 200 | 182 | 191 | 126 |
| Cayey 077 | 297 | 173 | 202 | 199 | 5,455 | 135 |
| Salinas 078 | 172 | 91 | 115 | 143 | 83 | 4,001 |
| Guayama 079 | 7,050 | 135 | 118 | 180 | 159 | 63 |
| Arroyo 080 | 160 | 37 | 54 | 3,675 | 39 | 23 |
| Salinas 085 | 31 | 10 | 8 | 13 | 12 | 577 |
| Totales del Distrito | 18,757 | 18,090 | 16,244 | 13,596 | 19,025 | 9,656 |

continuación; VOTOS PARA CANDIDATOS A / REPRESENTANTES POR ACUMULACIÓN PARTIDO NUEVO PROGRESISTA

| Distrito Senatorial HUMACAO VII | María Milagros Charbonier | Nestor Alonso (Joven No Vidente) | José (Pichy) Torres Zamora | José Enrique (Quiquito) Meléndez | Lourdes Ramos | José Aponte Hernández |
|---------------------------------|---------------------------|----------------------------------|----------------------------|----------------------------------|---------------|-----------------------|
| Caguas 082 | 423 | 193 | 6,011 | 151 | 189 | 191 |
| Caguas 083 | 728 | 339 | 386 | 12,407 | 416 | 324 |
| Gurabo 084 | 442 | 7,299 | 183 | 198 | 150 | 221 |
| San Lorenzo 086 | 125 | 80 | 79 | 71 | 55 | 3,597 |
| San Lorenzo 087 | 94 | 73 | 72 | 48 | 53 | 4,241 |
| Juncos 088 | 269 | 125 | 111 | 88 | 6,121 | 130 |
| Las Piedras 089 | 6,482 | 176 | 140 | 101 | 194 | 177 |
| Las Piedras 090 | 978 | 27 | 21 | 21 | 33 | 20 |
| Patillas 091 | 155 | 3,753 | 53 | 48 | 76 | 41 |
| Maunabo 092 | 52 | 36 | 28 | 2,701 | 30 | 14 |
| Yabucoa 093 | 163 | 128 | 89 | 58 | 7,550 | 97 |
| Humacao 094 | 500 | 199 | 175 | 216 | 194 | 7,665 |
| Naguabo 095 | 4,922 | 102 | 111 | 117 | 109 | 92 |
| Totales del Distrito | 15,333 | 12,630 | 7,459 | 16,225 | 15,170 | 16,810 |

| Distrito Senatorial CAROLINA VIII | María Milagros Charbonier | Nestor Alonso (Joven No Vidente) | José (Pichy) Torres Zamora | José Enrique (Quiquito) Meléndez | Lourdes Ramos | José Aponte Hernández |
|-----------------------------------|---------------------------|----------------------------------|----------------------------|----------------------------------|---------------|-----------------------|
| Vieques 096 | 37 | 12 | 11 | 10 | 1,435 | 16 |
| Culebra 097 | 465 | 6 | 5 | 5 | 12 | 17 |
| Ceiba 098 | 173 | 48 | 55 | 45 | 83 | 2,367 |
| Fajardo 099 | 5,814 | 139 | 322 | 106 | 143 | 110 |
| Luquillo 100 | 262 | 89 | 3,273 | 52 | 78 | 48 |
| Río Grande 101 | 161 | 29 | 40 | 1,227 | 36 | 25 |
| Río Grande 102 | 897 | 170 | 131 | 6,122 | 132 | 79 |
| Loíza 103 | 438 | 93 | 76 | 60 | 4,901 | 89 |
| Canóvanas 104 | 3,430 | 95 | 97 | 101 | 92 | 82 |
| Canóvanas 105 | 4,267 | 88 | 74 | 57 | 109 | 60 |
| Carolina 106 | 491 | 131 | 4,952 | 125 | 156 | 124 |
| Carolina 107 | 6,837 | 205 | 179 | 186 | 205 | 140 |
| Carolina 108 | 1,039 | 365 | 379 | 11,286 | 284 | 290 |
| Trujillo Alto 109 | 352 | 4,618 | 149 | 125 | 109 | 180 |
| Trujillo Alto 110 | 408 | 4,851 | 193 | 147 | 117 | 107 |
| Totales del Distrito | 25,071 | 10,939 | 9,936 | 19,654 | 7,892 | 3,734 |

VOTOS PARA EL CANDIDATO A REPRESENTANTE POR ACUMULACION PARTIDO INDEPENDENTISTA PUERTORRIQUEÑO

| Totales por Distrito Senatorial | Denis Márquez Lebrón |
|---------------------------------|----------------------|
| SAN JUAN I | 18,717 |
| BAYAMÓN II | 16,493 |
| ARECIBO III | 13,023 |
| MAYAGÜEZ IV | 14,603 |
| PONCE V | 14,213 |
| GUAYAMA VI | 13,715 |
| HUMACAO VII | 15,358 |
| CAROLINA VIII | 14,944 |
| Totales Isla | 121,066 |

| Distrito Senatorial SAN JUAN I | Denis Márquez Lebrón |
|--------------------------------|----------------------|
| San Juan 001 | 3,119 |
| San Juan 002 | 3,764 |
| San Juan 003 | 3,412 |
| San Juan 004 | 4,776 |
| San Juan 005 | 1,144 |
| Guaynabo 006 | 1,380 |
| Aguas Buenas 081 | 1,122 |
| Totales del Distrito | 18,717 |

| Distrito Senatorial BAYAMÓN II | Denis Márquez Lebrón |
|--------------------------------|----------------------|
| Guaynabo 007 | 2,683 |
| Cataño 008 | 953 |
| Bayamón 009 | 177 |
| Bayamón 010 | 3,280 |
| Bayamón 011 | 3,215 |
| Bayamón 012 | 452 |
| Toa Alta 013 | 2,399 |
| Toa Baja 014 | 3,334 |
| Totales del Distrito | 16,493 |

| Distrito Senatorial ARECIBO III | Denis Márquez Lebrón |
|---------------------------------|----------------------|
| Dorado 015 | 1,580 |
| Vega Alta 016 | 796 |
| Vega Alta 017 | 254 |
| Vega Baja 018 | 836 |
| Vega Baja 019 | 1,114 |
| Morovis 020 | 571 |
| Manatí 021 | 628 |
| Manatí 022 | 605 |
| Ciales 023 | 362 |
| Florida 024 | 327 |
| Barceloneta 025 | 817 |
| Arecibo 026 | 417 |
| Arecibo 027 | 2,084 |
| Hatillo 028 | 200 |
| Hatillo 029 | 795 |
| Camuy 030 | 899 |
| Quebradillas 031 | 738 |
| Totales del Distrito | 13,023 |

| Distrito Senatorial MAYAGÜEZ IV | Denis Márquez Lebrón |
|---------------------------------|----------------------|
| Isabela 032 | 1,254 |
| San Sebastián 033 | 1,314 |
| Las Marías 034 | 222 |
| Aguadilla 035 | 1,571 |
| Moca 036 | 711 |
| Moca 037 | 101 |
| Aguada 038 | 1,230 |
| Rincón 039 | 403 |
| Añasco 040 | 678 |
| Mayagüez 041 | 102 |
| Mayagüez 042 | 2,912 |
| San Germán 043 | 250 |
| San Germán 044 | 977 |
| Hormigueros 045 | 738 |
| Cabo Rojo 046 | 2,140 |
| Totales del Distrito | 14,603 |

| Distrito Senatorial PONCE V | Denis Márquez Lebrón |
|-----------------------------|----------------------|
| Lajas 047 | 747 |
| Guánica 048 | 527 |
| Sabana Grande 049 | 798 |
| Maricao 050 | 100 |
| Yauco 051 | 453 |
| Yauco 052 | 860 |
| Lares 053 | 783 |
| Utua 054 | 583 |
| Adjuntas 055 | 429 |
| Jayuya 056 | 131 |
| Jayuya 057 | 186 |
| Guayanilla 058 | 802 |
| Peñuelas 059 | 949 |
| Ponce 060 | 624 |
| Ponce 061 | 3,484 |
| Ponce 062 | 1,922 |
| Juana Díaz 063 | 835 |
| Totales del Distrito | 14,213 |

| Distrito Senatorial GUAYAMA VI | Denis Márquez Lebrón |
|--------------------------------|----------------------|
| Juana Díaz 064 | 497 |
| Villalba 065 | 570 |
| Orocovis 066 | 405 |
| Santa Isabel 067 | 624 |
| Coamo 068 | 334 |
| Aibonito 069 | 1,247 |
| Barranquitas 070 | 639 |
| Barranquitas 071 | 191 |
| Corozal 072 | 944 |
| Naranjito 073 | 860 |
| Comerio 074 | 567 |
| Coamo 075 | 532 |
| Cidra 076 | 1,812 |
| Cayey 077 | 1,825 |
| Salinas 078 | 637 |
| Guayama 079 | 1,351 |
| Arroyo 080 | 581 |
| Salinas 085 | 99 |
| Totales del Distrito | 13,715 |

| Distrito Senatorial HUMACAO VII | Denis Márquez Lebrón |
|---------------------------------|----------------------|
| Caguas 082 | 2,292 |
| Caguas 083 | 3,653 |
| Gurabo 084 | 2,020 |
| San Lorenzo 086 | 661 |
| San Lorenzo 087 | 537 |
| Juncos 088 | 1,240 |
| Las Piedras 089 | 902 |
| Las Piedras 090 | 155 |
| Patillas 091 | 535 |
| Maunabo 092 | 408 |
| Yabucoa 093 | 771 |
| Humacao 094 | 1,588 |
| Naguabo 095 | 596 |
| Totales del Distrito | 15,358 |

| Distrito Senatorial CAROLINA VIII | Denis Márquez Lebrón |
|-----------------------------------|----------------------|
| Vieques 096 | 259 |
| Culebra 097 | 94 |
| Ceiba 098 | 330 |
| Fajardo 099 | 921 |
| Luquillo 100 | 581 |
| Río Grande 101 | 269 |
| Río Grande 102 | 1,142 |
| Loiza 103 | 574 |
| Canóvanas 104 | 639 |
| Canóvanas 105 | 644 |
| Carolina 106 | 1,125 |
| Carolina 107 | 1,987 |
| Carolina 108 | 3,187 |
| Trujillo Alto 109 | 1,506 |
| Trujillo Alto 110 | 1,686 |
| Totales del Distrito | 14,944 |

VOTOS PARA EL CANDIDATO A REPRESENTANTE POR ACUMULACION PARTIDO DEL PUEBLO TRABAJADOR

| Totales por Distrito Senatorial | Félix Córdova Iturregui |
|---------------------------------|-------------------------|
| SAN JUAN I | 3,889 |
| BAYAMÓN II | 3,480 |
| ARECIBO III | 1,789 |
| MAYAGÜEZ IV | 2,037 |
| PONCE V | 1,843 |
| GUAYAMA VI | 1,580 |
| HUMACAO VII | 2,403 |
| CAROLINA VIII | 2,516 |
| Totales Isla | 19,537 |

| Distrito Senatorial SAN JUAN I | Félix Córdova Iturregui |
|--------------------------------|-------------------------|
| San Juan 001 | 781 |
| San Juan 002 | 878 |
| San Juan 003 | 658 |
| San Juan 004 | 931 |
| San Juan 005 | 183 |
| Guaynabo 006 | 317 |
| Aguas Buenas 081 | 141 |
| Totales del Distrito | 3,889 |

| Distrito Senatorial BAYAMÓN II | Félix Córdova Iturregui |
|--------------------------------|-------------------------|
| Guaynabo 007 | 646 |
| Cataño 008 | 197 |
| Bayamón 009 | 60 |
| Bayamón 010 | 701 |
| Bayamón 011 | 693 |
| Bayamón 012 | 91 |
| Toa Alta 013 | 490 |
| Toa Baja 014 | 602 |
| Totales del Distrito | 3,480 |

| Distrito Senatorial ARECIBO III | Félix Córdova Iturregui |
|---------------------------------|-------------------------|
| Dorado 015 | 216 |
| Vega Alta 016 | 143 |
| Vega Alta 017 | 30 |
| Vega Baja 018 | 109 |
| Vega Baja 019 | 154 |
| Morovis 020 | 110 |
| Manatí 021 | 86 |
| Manatí 022 | 72 |
| Ciales 023 | 47 |
| Florida 024 | 37 |
| Barceloneta 025 | 107 |
| Arecibo 026 | 59 |
| Arecibo 027 | 277 |
| Hatillo 028 | 36 |
| Hatillo 029 | 107 |
| Camuy 030 | 98 |
| Quebradillas 031 | 101 |
| Totales del Distrito | 1,789 |

| Distrito Senatorial MAYAGÜEZ IV | Félix Córdova Iturregui |
|---------------------------------|-------------------------|
| Isabela 032 | 174 |
| San Sebastián 033 | 164 |
| Las Marías 034 | 20 |
| Aguadilla 035 | 255 |
| Moca 036 | 123 |
| Moca 037 | 24 |
| Aguada 038 | 182 |
| Rincón 039 | 70 |
| Añasco 040 | 102 |
| Mayagüez 041 | 10 |
| Mayagüez 042 | 406 |
| San Germán 043 | 35 |
| San Germán 044 | 118 |
| Hormigueros 045 | 73 |
| Cabo Rojo 046 | 281 |
| Totales del Distrito | 2,037 |

| Distrito Senatorial PONCE V | Félix Córdova Iturregui |
|-----------------------------|-------------------------|
| Lajas 047 | 95 |
| Guánica 048 | 43 |
| Sabana Grande 049 | 51 |
| Maricao 050 | 12 |
| Yauco 051 | 52 |
| Yauco 052 | 90 |
| Lares 053 | 62 |
| Utua 054 | 78 |
| Adjuntas 055 | 42 |
| Jayuya 056 | 17 |
| Jayuya 057 | 24 |
| Guayanilla 058 | 46 |
| Peñuelas 059 | 83 |
| Ponce 060 | 140 |
| Ponce 061 | 570 |
| Ponce 062 | 324 |
| Juana Díaz 063 | 114 |
| Totales del Distrito | 1,843 |

| Distrito Senatorial GUAYAMA VI | Félix Córdova Iturregui |
|--------------------------------|-------------------------|
| Juana Díaz 064 | 50 |
| Villalba 065 | 43 |
| Orocovis 066 | 47 |
| Santa Isabel 067 | 69 |
| Coamo 068 | 43 |
| Aibonito 069 | 132 |
| Barranquitas 070 | 45 |
| Barranquitas 071 | 21 |
| Corozal 072 | 103 |
| Naranjito 073 | 81 |
| Comerio 074 | 65 |
| Coamo 075 | 58 |
| Cidra 076 | 248 |
| Cayey 077 | 307 |
| Salinas 078 | 84 |
| Guayama 079 | 129 |
| Arroyo 080 | 46 |
| Salinas 085 | 9 |
| Totales del Distrito | 1,580 |

| Distrito Senatorial HUMACAO VII | Félix Córdova Iturregui |
|---------------------------------|-------------------------|
| Caguas 082 | 387 |
| Caguas 083 | 606 |
| Gurabo 084 | 275 |
| San Lorenzo 086 | 128 |
| San Lorenzo 087 | 113 |
| Juncos 088 | 204 |
| Las Piedras 089 | 152 |
| Las Piedras 090 | 38 |
| Patillas 091 | 47 |
| Maunabo 092 | 23 |
| Yabucoa 093 | 89 |
| Humacao 094 | 275 |
| Naguabo 095 | 66 |
| Totales del Distrito | 2,403 |

| Distrito Senatorial CAROLINA VIII | Félix Córdova Iturregui |
|-----------------------------------|-------------------------|
| Vieques 096 | 39 |
| Culebra 097 | 14 |
| Ceiba 098 | 62 |
| Fajardo 099 | 120 |
| Luquillo 100 | 68 |
| Río Grande 101 | 46 |
| Río Grande 102 | 205 |
| Loíza 103 | 78 |
| Canóvanas 104 | 99 |
| Canóvanas 105 | 105 |
| Carolina 106 | 199 |
| Carolina 107 | 336 |
| Carolina 108 | 578 |
| Trujillo Alto 109 | 252 |
| Trujillo Alto 110 | 315 |
| Totales del Distrito | 2,516 |

A stylized, light gray graphic of a ballot box with a checkmark is positioned in the background. The ballot box is tilted, and the checkmark is large and prominent. The entire graphic is rendered in a light gray color against a white background.

VOTOS PARA CANDIDATOS A SENADORES POR ACUMULACIÓN

ELECCIONES GENERALES / MARTES, 8 DE NOVIEMBRE DE 2016

VOTOS PARA CANDIDATOS A SENADORES POR ACUMULACION PARTIDO POPULAR DEMOCRÁTICO

| Totales por Distrito Senatorial | Eduardo Bhatia | Rossana López León | Anibal José (Jossie) Torres | José Nadal Power | Miguel A. Pereira Castillo | Cirilo Tirado Rivera |
|---------------------------------|----------------|--------------------|-----------------------------|------------------|----------------------------|----------------------|
| SAN JUAN I | 11,680 | 10,745 | 11,832 | 10,474 | 4,040 | 3,504 |
| BAYAMÓN II | 4,468 | 9,211 | 1,114 | 11,290 | 13,451 | 8,217 |
| ARECIBO III | 11,029 | 15,021 | 2,872 | 18,653 | 4,100 | 14,880 |
| MAYAGÜEZ IV | 11,210 | 8,262 | 13,113 | 10,200 | 15,183 | 11,682 |
| PONCE V | 15,936 | 11,853 | 22,808 | 5,790 | 6,438 | 5,370 |
| GUAYAMA VI | 13,309 | 15,033 | 17,543 | 11,256 | 14,045 | 6,238 |
| HUMACAO VII | 28,896 | 5,782 | 9,377 | 7,436 | 8,114 | 7,854 |
| CAROLINA VIII | 9,265 | 8,716 | 3,642 | 6,062 | 10,452 | 16,184 |
| Totales Isla | 105,793 | 84,623 | 82,301 | 81,161 | 75,823 | 73,929 |

| Distrito Senatorial SAN JUAN I | Eduardo Bhatia | Rossana López León | Anibal José (Jossie) Torres | José Nadal Power | Miguel A. Pereira Castillo | Cirilo Tirado Rivera |
|--------------------------------|----------------|--------------------|-----------------------------|------------------|----------------------------|----------------------|
| San Juan 001 | 7,924 | 255 | 148 | 509 | 255 | 63 |
| San Juan 002 | 1,015 | 9,363 | 199 | 290 | 226 | 85 |
| San Juan 003 | 770 | 347 | 7,736 | 222 | 138 | 82 |
| San Juan 004 | 1,074 | 458 | 256 | 9,054 | 408 | 88 |
| San Juan 005 | 324 | 162 | 86 | 156 | 2,929 | 21 |
| Guaynabo 006 | 383 | 104 | 3,363 | 143 | 58 | 15 |
| Aguas Buenas 081 | 190 | 56 | 44 | 100 | 26 | 3,150 |
| Totales del Distrito | 11,680 | 10,745 | 11,832 | 10,474 | 4,040 | 3,504 |

| Distrito Senatorial BAYAMÓN II | Eduardo Bhatia | Rossana López León | Anibal José (Jossie) Torres | José Nadal Power | Miguel A. Pereira Castillo | Cirilo Tirado Rivera |
|--------------------------------|----------------|--------------------|-----------------------------|------------------|----------------------------|----------------------|
| Guaynabo 007 | 772 | 185 | 193 | 327 | 4,239 | 45 |
| Cataño 008 | 202 | 87 | 63 | 2,742 | 33 | 28 |
| Bayamón 009 | 397 | 17 | 15 | 17 | 10 | 6 |
| Bayamón 010 | 839 | 253 | 199 | 181 | 126 | 7,943 |
| Bayamón 011 | 628 | 8,024 | 198 | 176 | 101 | 58 |
| Bayamón 012 | 117 | 68 | 47 | 45 | 2,174 | 14 |
| Toa Alta 013 | 479 | 246 | 181 | 7,586 | 91 | 52 |
| Toa Baja 014 | 1,034 | 331 | 218 | 216 | 6,677 | 71 |
| Totales del Distrito | 4,468 | 9,211 | 1,114 | 11,290 | 13,451 | 8,217 |

continuación; VOTOS PARA CANDIDATOS A / SENADORES POR ACUMULACIÓN PARTIDO POPULAR DEMOCRÁTICO

| Distrito Senatorial ARECIBO III | Eduardo Bhatia | Rossana López León | Anibal José (Jossie) Torres | José Nadal Power | Miguel A. Pereira Castillo | Cirilo Tirado Rivera |
|------------------------------------|----------------|--------------------|--------------------------------|------------------|-------------------------------|----------------------|
| Dorado 015 | 526 | 5,120 | 168 | 122 | 72 | 25 |
| Vega Alta 016 | 225 | 93 | 63 | 79 | 43 | 3,281 |
| Vega Alta 017 | 70 | 37 | 23 | 15 | 10 | 1,382 |
| Vega Baja 018 | 203 | 77 | 63 | 3,856 | 23 | 21 |
| Vega Baja 019 | 192 | 4,156 | 78 | 76 | 35 | 11 |
| Morovis 020 | 210 | 86 | 80 | 5,616 | 26 | 23 |
| Manatí 021 | 1,750 | 54 | 39 | 29 | 22 | 6 |
| Manatí 022 | 2,351 | 64 | 46 | 14 | 16 | 9 |
| Ciales 023 | 3,969 | 48 | 38 | 22 | 16 | 16 |
| Florida 024 | 67 | 22 | 1,849 | 11 | 8 | 3 |
| Barceloneta 025 | 222 | 186 | 52 | 61 | 3,645 | 20 |
| Arecibo 026 | 99 | 34 | 20 | 1,242 | 6 | 3 |
| Arecibo 027 | 484 | 225 | 155 | 7,323 | 84 | 53 |
| Hatillo 028 | 60 | 24 | 17 | 17 | 9 | 1,435 |
| Hatillo 029 | 211 | 93 | 81 | 53 | 26 | 4,418 |
| Camuy 030 | 185 | 4,649 | 64 | 49 | 27 | 19 |
| Quebradillas 031 | 205 | 53 | 36 | 68 | 32 | 4,155 |
| Totales del Distrito | 11,029 | 15,021 | 2,872 | 18,653 | 4,100 | 14,880 |

| Distrito Senatorial MAYAGÜEZ IV | Eduardo Bhatia | Rossana López León | Anibal José (Jossie) Torres | José Nadal Power | Miguel A. Pereira Castillo | Cirilo Tirado Rivera |
|------------------------------------|----------------|--------------------|--------------------------------|------------------|-------------------------------|----------------------|
| Isabela 032 | 282 | 156 | 6,713 | 69 | 57 | 29 |
| San Sebastián 033 | 371 | 170 | 86 | 113 | 53 | 5,421 |
| Las Marías 034 | 63 | 58 | 15 | 8 | 2,232 | 7 |
| Aguadilla 035 | 415 | 5,479 | 126 | 86 | 66 | 48 |
| Moca 036 | 183 | 111 | 73 | 4,740 | 35 | 25 |
| Moca 037 | 31 | 658 | 3 | 10 | 3 | 4 |
| Aguada 038 | 316 | 175 | 5,627 | 74 | 55 | 35 |
| Rincón 039 | 2,785 | 121 | 26 | 52 | 34 | 31 |
| Añasco 040 | 175 | 104 | 52 | 4,648 | 23 | 79 |
| Mayagüez 041 | 23 | 14 | 6 | 6 | 501 | 1 |
| Mayagüez 042 | 853 | 452 | 196 | 183 | 9,449 | 76 |
| San Germán 043 | 1,236 | 24 | 9 | 22 | 13 | 10 |
| San Germán 044 | 3,775 | 87 | 45 | 50 | 32 | 10 |
| Hormigueros 045 | 273 | 422 | 38 | 45 | 2,542 | 19 |
| Cabo Rojo 046 | 429 | 231 | 98 | 94 | 88 | 5,887 |
| Totales del Distrito | 11,210 | 8,262 | 13,113 | 10,200 | 15,183 | 11,682 |

continuación; VOTOS PARA CANDIDATOS A / SENADORES POR ACUMULACIÓN PARTIDO POPULAR DEMOCRÁTICO

| Distrito Senatorial PONCE V | Eduardo Bhatia | Rossana López León | Anibal José (Jossie) Torres | José Nadal Power | Miguel A. Pereira Castillo | Cirilo Tirado Rivera |
|--------------------------------|----------------|--------------------|--------------------------------|------------------|-------------------------------|----------------------|
| Lajas 047 | 216 | 3,905 | 30 | 45 | 35 | 15 |
| Guánica 048 | 91 | 3,144 | 27 | 23 | 11 | 10 |
| Sabana Grande 049 | 5,109 | 143 | 53 | 50 | 21 | 18 |
| Maricao 050 | 34 | 25 | 9 | 11 | 1,154 | 9 |
| Yauco 051 | 1,902 | 37 | 17 | 20 | 14 | 5 |
| Yauco 052 | 3,219 | 64 | 37 | 39 | 29 | 14 |
| Lares 053 | 184 | 75 | 5,126 | 42 | 24 | 32 |
| Utuaado 054 | 196 | 67 | 69 | 41 | 24 | 5,076 |
| Adjuntas 055 | 3,166 | 46 | 50 | 15 | 8 | 7 |
| Jayuya 056 | 34 | 8 | 10 | 1,550 | 4 | 1 |
| Jayuya 057 | 54 | 14 | 14 | 1,822 | 14 | 5 |
| Guayanilla 058 | 138 | 3,562 | 57 | 36 | 28 | 21 |
| Peñuelas 059 | 170 | 49 | 3,731 | 28 | 21 | 14 |
| Ponce 060 | 138 | 67 | 39 | 1,767 | 19 | 8 |
| Ponce 061 | 705 | 332 | 9,123 | 175 | 143 | 65 |
| Ponce 062 | 382 | 209 | 127 | 90 | 4,843 | 41 |
| Juana Díaz 063 | 198 | 106 | 4,289 | 36 | 46 | 29 |
| Totales del Distrito | 15,936 | 11,853 | 22,808 | 5,790 | 6,438 | 5,370 |

| Distrito Senatorial GUAYAMA VI | Eduardo Bhatia | Rossana López León | Anibal José (Jossie) Torres | José Nadal Power | Miguel A. Pereira Castillo | Cirilo Tirado Rivera |
|-----------------------------------|----------------|--------------------|--------------------------------|------------------|-------------------------------|----------------------|
| Juana Díaz 064 | 97 | 55 | 2,408 | 28 | 13 | 15 |
| Villalba 065 | 5,746 | 69 | 39 | 29 | 47 | 26 |
| Orocovis 066 | 71 | 34 | 4,451 | 18 | 11 | 11 |
| Santa Isabel 067 | 142 | 81 | 76 | 39 | 3,036 | 34 |
| Coamo 068 | 60 | 2,790 | 43 | 13 | 20 | 14 |
| Aibonito 069 | 318 | 99 | 117 | 57 | 3,514 | 60 |
| Barranquitas 070 | 99 | 59 | 73 | 3,801 | 7 | 31 |
| Barranquitas 071 | 27 | 14 | 7 | 581 | 3 | 6 |
| Corozal 072 | 227 | 72 | 75 | 6,288 | 40 | 13 |
| Naranjito 073 | 244 | 90 | 5,398 | 56 | 32 | 22 |
| Comerio 074 | 163 | 71 | 43 | 36 | 3,669 | 8 |
| Coamo 075 | 110 | 3,696 | 49 | 26 | 31 | 31 |
| Cidra 076 | 4,929 | 181 | 75 | 61 | 69 | 42 |
| Cayey 077 | 391 | 7,453 | 81 | 85 | 92 | 64 |
| Salinas 078 | 188 | 84 | 4,007 | 38 | 34 | 84 |
| Guayama 079 | 355 | 130 | 73 | 60 | 57 | 5,724 |
| Arroyo 080 | 117 | 42 | 20 | 35 | 3,363 | 46 |
| Salinas 085 | 25 | 13 | 508 | 5 | 7 | 7 |
| Totales del Distrito | 13,309 | 15,033 | 17,543 | 11,256 | 14,045 | 6,238 |

continuación; VOTOS PARA CANDIDATOS A / SENADORES POR ACUMULACIÓN PARTIDO POPULAR DEMOCRÁTICO

| Distrito Senatorial HUMACAO VII | Eduardo Bhatia | Rossana López León | Aníbal José (Jossie) Torres | José Nadal Power | Miguel A. Pereira Castillo | Cirilo Tirado Rivera |
|---------------------------------|----------------|--------------------|-----------------------------|------------------|----------------------------|----------------------|
| Caguas 082 | 468 | 250 | 5,892 | 165 | 147 | 51 |
| Caguas 083 | 11,661 | 323 | 234 | 248 | 156 | 107 |
| Gurabo 084 | 327 | 4,167 | 110 | 152 | 69 | 34 |
| San Lorenzo 086 | 121 | 87 | 40 | 2,900 | 35 | 13 |
| San Lorenzo 087 | 145 | 73 | 39 | 3,477 | 13 | 9 |
| Juncos 088 | 281 | 183 | 94 | 86 | 4,953 | 38 |
| Las Piedras 089 | 205 | 106 | 55 | 72 | 42 | 3,010 |
| Las Piedras 090 | 61 | 19 | 19 | 18 | 12 | 1,021 |
| Patillas 091 | 115 | 70 | 37 | 23 | 19 | 3,502 |
| Maunabo 092 | 65 | 45 | 21 | 16 | 2,471 | 6 |
| Yabucoa 093 | 7,218 | 108 | 42 | 73 | 39 | 16 |
| Humacao 094 | 7,986 | 257 | 161 | 170 | 138 | 37 |
| Naguabo 095 | 243 | 94 | 2,633 | 36 | 20 | 10 |
| Totales del Distrito | 28,896 | 5,782 | 9,377 | 7,436 | 8,114 | 7,864 |

| Distrito Senatorial CAROLINA VIII | Eduardo Bhatia | Rossana López León | Aníbal José (Jossie) Torres | José Nadal Power | Miguel A. Pereira Castillo | Cirilo Tirado Rivera |
|-----------------------------------|----------------|--------------------|-----------------------------|------------------|----------------------------|----------------------|
| Vieques 096 | 60 | 20 | 12 | 10 | 1,557 | 7 |
| Culebra 097 | 11 | 405 | 2 | 2 | 7 | 1 |
| Ceiba 098 | 108 | 41 | 40 | 1,246 | 13 | 13 |
| Fajardo 099 | 252 | 2,610 | 68 | 34 | 29 | 20 |
| Luquillo 100 | 182 | 55 | 2,576 | 32 | 30 | 10 |
| Río Grande 101 | 1,135 | 21 | 21 | 10 | 5 | 4 |
| Río Grande 102 | 4,402 | 138 | 102 | 57 | 48 | 29 |
| Loíza 103 | 215 | 64 | 48 | 51 | 2,643 | 10 |
| Canóvanas 104 | 191 | 92 | 57 | 51 | 18 | 2,120 |
| Canóvanas 105 | 187 | 59 | 50 | 43 | 24 | 2,332 |
| Carolina 106 | 386 | 4,194 | 94 | 102 | 61 | 40 |
| Carolina 107 | 621 | 318 | 161 | 186 | 5,647 | 45 |
| Carolina 108 | 818 | 375 | 222 | 307 | 222 | 8,156 |
| Trujillo Alto 109 | 338 | 156 | 99 | 110 | 75 | 3,362 |
| Trujillo Alto 110 | 359 | 168 | 90 | 3,821 | 73 | 35 |
| Totales del Distrito | 9,265 | 8,716 | 3,642 | 6,062 | 10,452 | 16,184 |

VOTOS PARA CANDIDATOS A SENADORES POR ACUMULACION PARTIDO NUEVO PROGRESISTA

| Totales por Distrito Senatorial | Thomas Rivera Schatz | Lawrence (Larry) Seilhamer Rodríguez | Itzamar Peña Ramírez | Zoé Laboy | Abel Nazario Quiñones | Margarita Nolasco Santiago |
|---------------------------------|----------------------|--------------------------------------|----------------------|----------------|-----------------------|----------------------------|
| SAN JUAN I | 24,623 | 5,337 | 10,635 | 13,383 | 11,416 | 5,942 |
| BAYAMÓN II | 21,096 | 13,565 | 10,571 | 25,069 | 5,830 | 3,691 |
| ARECIBO III | 18,381 | 14,100 | 11,734 | 25,970 | 12,025 | 13,093 |
| MAYAGÜEZ IV | 22,919 | 9,294 | 17,704 | 3,570 | 15,853 | 18,260 |
| PONCE V | 10,069 | 34,642 | 7,146 | 4,288 | 19,539 | 14,469 |
| GUAYAMA VI | 21,118 | 9,716 | 15,578 | 14,838 | 16,749 | 11,663 |
| HUMACAO VII | 16,449 | 15,847 | 13,057 | 6,108 | 13,081 | 14,301 |
| CAROLINA VIII | 16,849 | 3,648 | 18,904 | 8,508 | 6,445 | 17,480 |
| Totales Isla | 151,504 | 106,149 | 105,329 | 101,734 | 100,938 | 98,899 |

| Distrito Senatorial SAN JUAN I | Thomas Rivera Schatz | Lawrence (Larry) Seilhamer Rodríguez | Itzamar Peña Ramírez | Zoé Laboy | Abel Nazario Quiñones | Margarita Nolasco Santiago |
|--------------------------------|----------------------|--------------------------------------|----------------------|---------------|-----------------------|----------------------------|
| San Juan 001 | 961 | 285 | 136 | 12,503 | 106 | 100 |
| San Juan 002 | 950 | 242 | 10,097 | 142 | 113 | 66 |
| San Juan 003 | 1,198 | 320 | 113 | 161 | 11,045 | 90 |
| San Juan 004 | 13,522 | 582 | 127 | 328 | 69 | 87 |
| San Juan 005 | 370 | 3,569 | 42 | 70 | 18 | 35 |
| Guaynabo 006 | 7,246 | 254 | 76 | 107 | 34 | 41 |
| Aguas Buenas 081 | 376 | 85 | 44 | 72 | 31 | 5,523 |
| Totales del Distrito | 24,623 | 5,337 | 10,635 | 13,383 | 11,416 | 5,942 |

| Distrito Senatorial BAYAMÓN II | Thomas Rivera Schatz | Lawrence (Larry) Seilhamer Rodríguez | Itzamar Peña Ramírez | Zoé Laboy | Abel Nazario Quiñones | Margarita Nolasco Santiago |
|--------------------------------|----------------------|--------------------------------------|----------------------|---------------|-----------------------|----------------------------|
| Guaynabo 007 | 919 | 372 | 97 | 9,586 | 61 | 75 |
| Cataño 008 | 459 | 105 | 53 | 54 | 5,409 | 24 |
| Bayamón 009 | 46 | 13 | 6 | 562 | 1 | 4 |
| Bayamón 010 | 1,418 | 272 | 288 | 14,229 | 91 | 96 |
| Bayamón 011 | 15,165 | 307 | 163 | 182 | 70 | 88 |
| Bayamón 012 | 260 | 58 | 46 | 25 | 14 | 3,181 |
| Toa Alta 013 | 1,207 | 297 | 9,713 | 150 | 71 | 50 |
| Toa Baja 014 | 1,622 | 12,141 | 205 | 281 | 113 | 173 |
| Totales del Distrito | 21,096 | 13,565 | 10,571 | 25,069 | 5,830 | 3,691 |

continuación; VOTOS PARA CANDIDATOS A / SENADORES POR ACUMULACIÓN PARTIDO NUEVO PROGRESISTA

| Distrito Senatorial ARECIBO III | Thomas Rivera Schatz | Lawrence (Larry) Seilhamer Rodríguez | Itzamar Peña Ramírez | Zoé Laboy | Abel Nazario Quiñones | Margarita Nolasco Santiago |
|------------------------------------|----------------------|-----------------------------------------|----------------------|---------------|-----------------------|-------------------------------|
| Dorado 015 | 662 | 151 | 84 | 80 | 5,321 | 50 |
| Vega Alta 016 | 373 | 4,656 | 57 | 42 | 27 | 40 |
| Vega Alta 017 | 88 | 1,255 | 8 | 9 | 2 | 8 |
| Vega Baja 018 | 403 | 93 | 66 | 40 | 14 | 3,980 |
| Vega Baja 019 | 455 | 99 | 63 | 51 | 24 | 4,486 |
| Morovis 020 | 571 | 97 | 28 | 28 | 6,200 | 17 |
| Manatí 021 | 447 | 67 | 3,870 | 31 | 21 | 26 |
| Manatí 022 | 506 | 88 | 4,697 | 41 | 37 | 26 |
| Ciales 023 | 5,256 | 40 | 8 | 13 | 27 | 13 |
| Florida 024 | 299 | 22 | 15 | 2,815 | 11 | 9 |
| Barceloneta 025 | 411 | 79 | 45 | 46 | 22 | 4,261 |
| Arecibo 026 | 260 | 36 | 2,485 | 16 | 17 | 12 |
| Arecibo 027 | 1,470 | 236 | 150 | 15,297 | 100 | 66 |
| Hatillo 028 | 150 | 1,988 | 21 | 21 | 10 | 12 |
| Hatillo 029 | 511 | 4,960 | 38 | 60 | 42 | 33 |
| Camuy 030 | 901 | 153 | 81 | 7,346 | 113 | 33 |
| Quebradillas 031 | 5,618 | 80 | 18 | 34 | 37 | 21 |
| Totales del Distrito | 18,381 | 14,100 | 11,734 | 25,970 | 12,025 | 13,093 |

| Distrito Senatorial MAYAGÜEZ IV | Thomas Rivera Schatz | Lawrence (Larry) Seilhamer Rodríguez | Itzamar Peña Ramírez | Zoé Laboy | Abel Nazario Quiñones | Margarita Nolasco Santiago |
|------------------------------------|----------------------|-----------------------------------------|----------------------|--------------|-----------------------|-------------------------------|
| Isabela 032 | 707 | 149 | 56 | 78 | 67 | 7,249 |
| San Sebastián 033 | 629 | 8,005 | 69 | 69 | 46 | 47 |
| Las Marías 034 | 144 | 26 | 8 | 15 | 7 | 2,771 |
| Aguadilla 035 | 1,137 | 170 | 9,514 | 118 | 170 | 59 |
| Moca 036 | 7,939 | 116 | 22 | 48 | 84 | 29 |
| Moca 037 | 1,347 | 41 | 5 | 4 | 58 | 4 |
| Aguada 038 | 996 | 146 | 7,805 | 93 | 176 | 34 |
| Rincón 039 | 249 | 45 | 20 | 37 | 51 | 2,324 |
| Añasco 040 | 387 | 70 | 35 | 54 | 79 | 5,588 |
| Mayagüez 041 | 34 | 3 | 2 | 472 | 2 | 6 |
| Mayagüez 042 | 1,261 | 219 | 64 | 118 | 9,532 | 70 |
| San Germán 043 | 124 | 20 | 7 | 10 | 1,588 | 1 |
| San Germán 044 | 361 | 76 | 16 | 30 | 3,871 | 12 |
| Hormigueros 045 | 284 | 52 | 32 | 2,328 | 32 | 11 |
| Cabo Rojo 046 | 7,320 | 156 | 49 | 96 | 90 | 55 |
| Totales del Distrito | 22,919 | 9,294 | 17,704 | 3,570 | 15,853 | 18,260 |

continuación; VOTOS PARA CANDIDATOS A / SENADORES POR ACUMULACIÓN PARTIDO NUEVO PROGRESISTA

| Distrito Senatorial PONCE V | Thomas Rivera Schatz | Lawrence (Larry) Seilhamer Rodriguez | Itzamar Peña Ramirez | Zoé Laboy | Abel Nazario Quiñones | Margarita Nolasco Santiago |
|--------------------------------|----------------------|-----------------------------------------|----------------------|--------------|-----------------------|-------------------------------|
| Lajas 047 | 256 | 68 | 29 | 3,764 | 85 | 25 |
| Guánica 048 | 172 | 40 | 10 | 16 | 310 | 4,029 |
| Sabana Grande 049 | 216 | 3,776 | 17 | 36 | 134 | 18 |
| Maricao 050 | 90 | 11 | 1,726 | 3 | 22 | 1 |
| Yauco 051 | 108 | 26 | 2 | 12 | 3,584 | 4 |
| Yauco 052 | 177 | 90 | 9 | 24 | 5,452 | 13 |
| Lares 053 | 582 | 116 | 52 | 42 | 60 | 6,538 |
| Utua 054 | 569 | 127 | 46 | 29 | 6,525 | 21 |
| Adjuntas 055 | 5,214 | 95 | 22 | 14 | 91 | 24 |
| Jayuya 056 | 103 | 24 | 6 | 10 | 18 | 1,651 |
| Jayuya 057 | 128 | 43 | 7 | 18 | 21 | 1,833 |
| Guayanilla 058 | 163 | 3,798 | 39 | 21 | 336 | 36 |
| Peñuelas 059 | 179 | 4,220 | 29 | 37 | 95 | 19 |
| Ponce 060 | 245 | 193 | 25 | 22 | 2,453 | 20 |
| Ponce 061 | 884 | 14,050 | 108 | 132 | 170 | 124 |
| Ponce 062 | 501 | 7,741 | 80 | 82 | 81 | 82 |
| Juana Díaz 063 | 482 | 224 | 4,939 | 26 | 102 | 31 |
| Totales del Distrito | 10,069 | 34,642 | 7,146 | 4,288 | 19,539 | 14,469 |

| Distrito Senatorial GUAYAMA VI | Thomas Rivera Schatz | Lawrence (Larry) Seilhamer Rodriguez | Itzamar Peña Ramirez | Zoé Laboy | Abel Nazario Quiñones | Margarita Nolasco Santiago |
|-----------------------------------|----------------------|-----------------------------------------|----------------------|---------------|-----------------------|-------------------------------|
| Juana Díaz 064 | 220 | 87 | 2,400 | 19 | 42 | 36 |
| Villalba 065 | 245 | 109 | 23 | 6,806 | 60 | 32 |
| Orocovis 066 | 313 | 79 | 18 | 19 | 6,469 | 20 |
| Santa Isabel 067 | 350 | 4,046 | 21 | 30 | 60 | 75 |
| Coamo 068 | 155 | 50 | 6 | 27 | 10 | 3,166 |
| Aibonito 069 | 4,761 | 79 | 18 | 34 | 37 | 25 |
| Barranquitas 070 | 251 | 29 | 11 | 18 | 5,021 | 38 |
| Barranquitas 071 | 84 | 13 | 8 | 6 | 3 | 1,449 |
| Corozal 072 | 384 | 99 | 45 | 7,506 | 33 | 35 |
| Naranjito 073 | 423 | 73 | 6,403 | 34 | 18 | 49 |
| Comerio 074 | 4,162 | 42 | 13 | 17 | 10 | 12 |
| Coamo 075 | 208 | 89 | 21 | 37 | 42 | 3,047 |
| Cidra 076 | 7,810 | 156 | 60 | 65 | 19 | 41 |
| Cayey 077 | 652 | 111 | 55 | 51 | 4,836 | 32 |
| Salinas 078 | 329 | 3,910 | 21 | 72 | 33 | 59 |
| Guayama 079 | 537 | 147 | 6,430 | 62 | 37 | 44 |
| Arroyo 080 | 191 | 39 | 19 | 24 | 16 | 3,495 |
| Salinas 085 | 43 | 558 | 6 | 11 | 3 | 8 |
| Totales del Distrito | 21,118 | 9,716 | 15,578 | 14,838 | 16,749 | 11,663 |

continuación; VOTOS PARA CANDIDATOS A / SENADORES POR ACUMULACIÓN PARTIDO NUEVO PROGRESISTA

| Distrito Senatorial HUMACAO VII | Thomas Rivera Schatz | Lawrence (Larry) Seilhamer Rodríguez | Itzamar Peña Ramírez | Zoé Laboy | Abel Nazario Quiñones | Margarita Nolasco Santiago |
|---------------------------------|----------------------|--------------------------------------|----------------------|--------------|-----------------------|----------------------------|
| Caguas 082 | 614 | 177 | 145 | 5,454 | 55 | 50 |
| Caguas 083 | 1,194 | 239 | 186 | 234 | 75 | 11,407 |
| Gurabo 084 | 7,558 | 181 | 126 | 78 | 44 | 54 |
| San Lorenzo 086 | 230 | 3,307 | 57 | 41 | 14 | 17 |
| San Lorenzo 087 | 231 | 4,030 | 45 | 24 | 15 | 13 |
| Juncos 088 | 528 | 88 | 166 | 41 | 5,566 | 24 |
| Las Piedras 089 | 452 | 112 | 6,296 | 43 | 31 | 16 |
| Las Piedras 090 | 105 | 11 | 952 | 7 | 8 | 4 |
| Patillas 091 | 3,800 | 69 | 19 | 22 | 42 | 21 |
| Maunabo 092 | 126 | 27 | 14 | 9 | 9 | 2,603 |
| Yabucoa 093 | 444 | 81 | 76 | 29 | 7,167 | 20 |
| Humacao 094 | 743 | 7,413 | 324 | 92 | 25 | 53 |
| Naguabo 095 | 424 | 112 | 4,651 | 34 | 30 | 19 |
| Totales del Distrito | 16,449 | 15,847 | 13,057 | 6,108 | 13,081 | 14,301 |

| Distrito Senatorial CAROLINA VIII | Thomas Rivera Schatz | Lawrence (Larry) Seilhamer Rodríguez | Itzamar Peña Ramírez | Zoé Laboy | Abel Nazario Quiñones | Margarita Nolasco Santiago |
|-----------------------------------|----------------------|--------------------------------------|----------------------|--------------|-----------------------|----------------------------|
| Vieques 096 | 69 | 14 | 10 | 6 | 1,375 | 5 |
| Culebra 097 | 63 | 7 | 421 | 1 | 6 | 1 |
| Ceiba 098 | 249 | 2,326 | 42 | 24 | 18 | 30 |
| Fajardo 099 | 683 | 104 | 5,279 | 59 | 45 | 26 |
| Luquillo 100 | 336 | 51 | 52 | 3,118 | 25 | 25 |
| Río Grande 101 | 158 | 28 | 18 | 18 | 13 | 1,168 |
| Río Grande 102 | 785 | 115 | 117 | 91 | 53 | 5,794 |
| Loiza 103 | 612 | 74 | 53 | 48 | 4,595 | 18 |
| Canóvanas 104 | 479 | 87 | 2,929 | 48 | 40 | 27 |
| Canóvanas 105 | 445 | 72 | 3,788 | 25 | 31 | 21 |
| Carolina 106 | 658 | 109 | 89 | 4,610 | 51 | 43 |
| Carolina 107 | 886 | 131 | 5,829 | 86 | 55 | 43 |
| Carolina 108 | 1,297 | 250 | 177 | 251 | 83 | 10,219 |
| Trujillo Alto 109 | 5,060 | 143 | 36 | 62 | 31 | 22 |
| Trujillo Alto 110 | 5,069 | 137 | 64 | 61 | 24 | 38 |
| Totales del Distrito | 16,849 | 3,648 | 18,904 | 8,508 | 6,445 | 17,480 |

VOTOS PARA EL CANDIDATO A SENADOR POR ACUMULACION PARTIDO INDEPENDENTISTA PUERTORRIQUEÑO

| Totales por Distrito Senatorial | Juan Dalmau Ramírez |
|---------------------------------|---------------------|
| SAN JUAN I | 18,614 |
| BAYAMÓN II | 17,642 |
| ARECIBO III | 14,683 |
| MAYAGÜEZ IV | 17,438 |
| PONCE V | 15,777 |
| GUAYAMA VI | 14,193 |
| HUMACAO VII | 16,269 |
| CAROLINA VIII | 15,967 |
| Totales Isla | 130,583 |

| Distrito Senatorial SAN JUAN I | Juan Dalmau Ramírez |
|--------------------------------|---------------------|
| San Juan 001 | 3,029 |
| San Juan 002 | 3,673 |
| San Juan 003 | 3,396 |
| San Juan 004 | 4,720 |
| San Juan 005 | 1,074 |
| Guaynabo 006 | 1,495 |
| Aguas Buenas 081 | 1,227 |
| Totales del Distrito | 18,614 |

| Distrito Senatorial BAYAMÓN II | Juan Dalmau Ramírez |
|--------------------------------|---------------------|
| Guaynabo 007 | 2,763 |
| Cataño 008 | 1,061 |
| Bayamón 009 | 202 |
| Bayamón 010 | 3,690 |
| Bayamón 011 | 3,403 |
| Bayamón 012 | 488 |
| Toa Alta 013 | 2,565 |
| Toa Baja 014 | 3,470 |
| Totales del Distrito | 17,642 |

| Distrito Senatorial ARECIBO III | Juan Dalmau Ramírez |
|---------------------------------|---------------------|
| Dorado 015 | 1,642 |
| Vega Alta 016 | 896 |
| Vega Alta 017 | 267 |
| Vega Baja 018 | 920 |
| Vega Baja 019 | 1,189 |
| Morovis 020 | 664 |
| Manatí 021 | 664 |
| Manatí 022 | 723 |
| Ciales 023 | 430 |
| Florida 024 | 364 |
| Barceloneta 025 | 897 |
| Arecibo 026 | 472 |
| Arecibo 027 | 2,488 |
| Hatillo 028 | 256 |
| Hatillo 029 | 937 |
| Camuy 030 | 1,001 |
| Quebradillas 031 | 873 |
| Totales del Distrito | 14,683 |

| Distrito Senatorial MAYAGÜEZ IV | Juan Dalmau Ramírez |
|---------------------------------|---------------------|
| Isabela 032 | 1,471 |
| San Sebastián 033 | 1,629 |
| Las Marías 034 | 269 |
| Aguadilla 035 | 1,917 |
| Moca 036 | 947 |
| Moca 037 | 127 |
| Aguada 038 | 1,736 |
| Rincón 039 | 500 |
| Añasco 040 | 901 |
| Mayagüez 041 | 112 |
| Mayagüez 042 | 3,154 |
| San Germán 043 | 317 |
| San Germán 044 | 1,133 |
| Hormigueros 045 | 808 |
| Cabo Rojo 046 | 2,417 |
| Totales del Distrito | 17,438 |

| Distrito Senatorial PONCE V | Juan Dalmau Ramírez |
|-----------------------------|---------------------|
| Lajas 047 | 845 |
| Guánica 048 | 582 |
| Sabana Grande 049 | 941 |
| Maricao 050 | 108 |
| Yauco 051 | 455 |
| Yauco 052 | 834 |
| Lares 053 | 991 |
| Utado 054 | 757 |
| Adjuntas 055 | 527 |
| Jayuya 056 | 156 |
| Jayuya 057 | 239 |
| Guayanilla 058 | 891 |
| Peñuelas 059 | 1,055 |
| Ponce 060 | 721 |
| Ponce 061 | 3,706 |
| Ponce 062 | 1,952 |
| Juana Díaz 063 | 1,017 |
| Totales del Distrito | 15,777 |

| Distrito Senatorial GUAYAMA VI | Juan Dalmau Ramírez |
|--------------------------------|---------------------|
| Juana Díaz 064 | 541 |
| Villalba 065 | 594 |
| Orocovis 066 | 436 |
| Santa Isabel 067 | 662 |
| Coamo 068 | 379 |
| Aibonito 069 | 1,164 |
| Barranquitas 070 | 670 |
| Barranquitas 071 | 194 |
| Corozal 072 | 1,011 |
| Naranjito 073 | 967 |
| Comerio 074 | 535 |
| Coamo 075 | 597 |
| Cidra 076 | 1,737 |
| Cayey 077 | 1,764 |
| Salinas 078 | 752 |
| Guayama 079 | 1,459 |
| Arroyo 080 | 611 |
| Salinas 085 | 120 |
| Totales del Distrito | 14,193 |

| Distrito Senatorial HUMACAO VII | Juan Dalmau Ramírez |
|---------------------------------|---------------------|
| Caguas 082 | 2,412 |
| Caguas 083 | 4,028 |
| Gurabo 084 | 1,843 |
| San Lorenzo 086 | 698 |
| San Lorenzo 087 | 590 |
| Juncos 088 | 1,255 |
| Las Piedras 089 | 955 |
| Las Piedras 090 | 173 |
| Patillas 091 | 603 |
| Maunabo 092 | 404 |
| Yabucoa 093 | 872 |
| Humacao 094 | 1,724 |
| Naguabo 095 | 712 |
| Totales del Distrito | 16,269 |

| Distrito Senatorial CAROLINA VIII | Juan Dalmau Ramírez |
|-----------------------------------|---------------------|
| Vieques 096 | 257 |
| Culebra 097 | 96 |
| Ceiba 098 | 389 |
| Fajardo 099 | 1,072 |
| Luquillo 100 | 685 |
| Río Grande 101 | 310 |
| Río Grande 102 | 1,265 |
| Loíza 103 | 657 |
| Canóvanas 104 | 710 |
| Canóvanas 105 | 749 |
| Carolina 106 | 1,199 |
| Carolina 107 | 2,040 |
| Carolina 108 | 3,354 |
| Trujillo Alto 109 | 1,499 |
| Trujillo Alto 110 | 1,685 |
| Totales del Distrito | 15,967 |

VOTOS PARA LA CANDIDATA A SENADORA POR ACUMULACION PARTIDO DEL PUEBLO TRABAJADOR

| Totales por Distrito Senatorial | Amárilis Pagán Jiménez |
|---------------------------------|------------------------|
| SAN JUAN I | 2,239 |
| BAYAMÓN II | 1,558 |
| ARECIBO III | 713 |
| MAYAGÜEZ IV | 1,080 |
| PONCE V | 982 |
| GUAYAMA VI | 803 |
| HUMACAO VII | 1,296 |
| CAROLINA VIII | 1,286 |
| Totales Isla | 9,957 |

| Distrito Senatorial SAN JUAN I | Amárilis Pagán Jiménez |
|--------------------------------|------------------------|
| San Juan 001 | 537 |
| San Juan 002 | 510 |
| San Juan 003 | 387 |
| San Juan 004 | 465 |
| San Juan 005 | 90 |
| Guaynabo 006 | 166 |
| Aguas Buenas 081 | 84 |
| Totales del Distrito | 2,239 |

| Distrito Senatorial BAYAMÓN II | Amárilis Pagán Jiménez |
|--------------------------------|------------------------|
| Guaynabo 007 | 299 |
| Cataño 008 | 107 |
| Bayamón 009 | 23 |
| Bayamón 010 | 336 |
| Bayamón 011 | 323 |
| Bayamón 012 | 27 |
| Toa Alta 013 | 192 |
| Toa Baja 014 | 251 |
| Totales del Distrito | 1,558 |

| Distrito Senatorial ARECIBO III | Amárilis Pagán Jiménez |
|---------------------------------|------------------------|
| Dorado 015 | 82 |
| Vega Alta 016 | 52 |
| Vega Alta 017 | 15 |
| Vega Baja 018 | 34 |
| Vega Baja 019 | 71 |
| Morovis 020 | 41 |
| Manatí 021 | 47 |
| Manatí 022 | 30 |
| Ciales 023 | 19 |
| Florida 024 | 22 |
| Barceloneta 025 | 33 |
| Arecibo 026 | 25 |
| Arecibo 027 | 108 |
| Hatillo 028 | 10 |
| Hatillo 029 | 39 |
| Camuy 030 | 35 |
| Quebradillas 031 | 50 |
| Totales del Distrito | 713 |

| Distrito Senatorial MAYAGÜEZ IV | Amárilis Pagán Jiménez |
|---------------------------------|------------------------|
| Isabela 032 | 82 |
| San Sebastián 033 | 95 |
| Las Marías 034 | 14 |
| Aguadilla 035 | 125 |
| Moca 036 | 59 |
| Moca 037 | 11 |
| Aguada 038 | 84 |
| Rincón 039 | 44 |
| Añasco 040 | 53 |
| Mayagüez 041 | 9 |
| Mayagüez 042 | 213 |
| San Germán 043 | 13 |
| San Germán 044 | 76 |
| Hormigueros 045 | 48 |
| Cabo Rojo 046 | 154 |
| Totales del Distrito | 1,080 |

| Distrito Senatorial PONCE V | Amárilis Pagán Jiménez |
|-----------------------------|------------------------|
| Lajas 047 | 50 |
| Guánica 048 | 23 |
| Sabana Grande 049 | 27 |
| Maricao 050 | 5 |
| Yauco 051 | 19 |
| Yauco 052 | 36 |
| Lares 053 | 38 |
| Utado 054 | 39 |
| Adjuntas 055 | 16 |
| Jayuya 056 | 4 |
| Jayuya 057 | 6 |
| Guayanilla 058 | 22 |
| Peñuelas 059 | 37 |
| Ponce 060 | 82 |
| Ponce 061 | 331 |
| Ponce 062 | 181 |
| Juana Díaz 063 | 66 |
| Totales del Distrito | 982 |

| Distrito Senatorial GUAYAMA VI | Amárilis Pagán Jiménez |
|--------------------------------|------------------------|
| Juana Díaz 064 | 21 |
| Villalba 065 | 16 |
| Orocovis 066 | 29 |
| Santa Isabel 067 | 25 |
| Coamo 068 | 23 |
| Aibonito 069 | 195 |
| Barranquitas 070 | 21 |
| Barranquitas 071 | 11 |
| Corozal 072 | 46 |
| Naranjito 073 | 30 |
| Comerio 074 | 37 |
| Coamo 075 | 21 |
| Cidra 076 | 90 |
| Cayey 077 | 113 |
| Salinas 078 | 48 |
| Guayama 079 | 61 |
| Arroyo 080 | 11 |
| Salinas 085 | 5 |
| Totales del Distrito | 803 |

| Distrito Senatorial HUMACAO VII | Amárilis Pagán Jiménez |
|---------------------------------|------------------------|
| Caguas 082 | 224 |
| Caguas 083 | 341 |
| Gurabo 084 | 159 |
| San Lorenzo 086 | 68 |
| San Lorenzo 087 | 62 |
| Juncos 088 | 95 |
| Las Piedras 089 | 56 |
| Las Piedras 090 | 16 |
| Patillas 091 | 26 |
| Maunabo 092 | 13 |
| Yabucoa 093 | 46 |
| Humacao 094 | 154 |
| Naguabo 095 | 36 |
| Totales del Distrito | 1,296 |

| Distrito Senatorial CAROLINA VIII | Amárilis Pagán Jiménez |
|-----------------------------------|------------------------|
| Vieques 096 | 24 |
| Culebra 097 | 15 |
| Ceiba 098 | 39 |
| Fajardo 099 | 58 |
| Luquillo 100 | 37 |
| Río Grande 101 | 25 |
| Río Grande 102 | 103 |
| Loiza 103 | 47 |
| Canóvanas 104 | 44 |
| Canóvanas 105 | 61 |
| Carolina 106 | 87 |
| Carolina 107 | 170 |
| Carolina 108 | 317 |
| Trujillo Alto 109 | 114 |
| Trujillo Alto 110 | 145 |
| Totales del Distrito | 1,286 |

VOTOS PARA EL CANDIDATO A SENADOR POR ACUMULACION CANDIDATO INDEPENDIENTE

| Totales por Distrito Senatorial | José Antonio Vargas Vidot |
|---------------------------------|---------------------------|
| SAN JUAN I | 25,133 |
| BAYAMÓN II | 23,895 |
| ARECIBO III | 18,414 |
| MAYAGÜEZ IV | 17,127 |
| PONCE V | 14,401 |
| GUAYAMA VI | 19,151 |
| HUMACAO VII | 19,370 |
| CAROLINA VIII | 20,297 |
| Totales Isla | 157,788 |

| Distrito Senatorial SAN JUAN I | José Antonio Vargas Vidot |
|--------------------------------|---------------------------|
| San Juan 001 | 4,110 |
| San Juan 002 | 4,737 |
| San Juan 003 | 4,988 |
| San Juan 004 | 6,481 |
| San Juan 005 | 1,542 |
| Guaynabo 006 | 2,131 |
| Aguas Buenas 081 | 1,144 |
| Totales del Distrito | 25,133 |

| Distrito Senatorial BAYAMÓN II | José Antonio Vargas Vidot |
|--------------------------------|---------------------------|
| Guaynabo 007 | 3,541 |
| Cataño 008 | 1,364 |
| Bayamón 009 | 302 |
| Bayamón 010 | 5,051 |
| Bayamón 011 | 4,890 |
| Bayamón 012 | 822 |
| Toa Alta 013 | 3,790 |
| Toa Baja 014 | 4,135 |
| Totales del Distrito | 23,895 |

| Distrito Senatorial ARECIBO III | José Antonio Vargas Vidot |
|---------------------------------|---------------------------|
| Dorado 015 | 2,025 |
| Vega Alta 016 | 1,041 |
| Vega Alta 017 | 288 |
| Vega Baja 018 | 1,068 |
| Vega Baja 019 | 1,442 |
| Morovis 020 | 1,093 |
| Manatí 021 | 935 |
| Manatí 022 | 833 |
| Ciales 023 | 672 |
| Florida 024 | 408 |
| Barceloneta 025 | 1,195 |
| Arecibo 026 | 580 |
| Arecibo 027 | 3,035 |
| Hatillo 028 | 324 |
| Hatillo 029 | 1,231 |
| Camuy 030 | 1,300 |
| Quebradillas 031 | 944 |
| Totales del Distrito | 18,414 |

| Distrito Senatorial MAYAGÜEZ IV | José Antonio Vargas Vidot |
|---------------------------------|---------------------------|
| Isabela 032 | 1,781 |
| San Sebastián 033 | 1,429 |
| Las Marías 034 | 208 |
| Aguadilla 035 | 1,877 |
| Moca 036 | 1,085 |
| Moca 037 | 125 |
| Aguada 038 | 1,844 |
| Rincón 039 | 548 |
| Añasco 040 | 1,111 |
| Mayagüez 041 | 98 |
| Mayagüez 042 | 2,909 |
| San Germán 043 | 265 |
| San Germán 044 | 929 |
| Hormigueros 045 | 742 |
| Cabo Rojo 046 | 2,176 |
| Totales del Distrito | 17,127 |

| Distrito Senatorial PONCE V | José Antonio Vargas Vidot |
|-----------------------------|---------------------------|
| Lajas 047 | 738 |
| Guánica 048 | 422 |
| Sabana Grande 049 | 679 |
| Maricao 050 | 149 |
| Yauco 051 | 402 |
| Yauco 052 | 916 |
| Lares 053 | 984 |
| Utua 054 | 1,128 |
| Adjuntas 055 | 611 |
| Jayuya 056 | 230 |
| Jayuya 057 | 306 |
| Guayanilla 058 | 671 |
| Peñuelas 059 | 628 |
| Ponce 060 | 621 |
| Ponce 061 | 3,186 |
| Ponce 062 | 1,667 |
| Juana Díaz 063 | 1,063 |
| Totales del Distrito | 14,401 |

| Distrito Senatorial GUAYAMA VI | José Antonio Vargas Vidot |
|--------------------------------|---------------------------|
| Juana Díaz 064 | 577 |
| Villalba 065 | 798 |
| Orocovis 066 | 799 |
| Santa Isabel 067 | 660 |
| Coamo 068 | 526 |
| Aibonito 069 | 1,328 |
| Barranquitas 070 | 1,032 |
| Barranquitas 071 | 318 |
| Corozal 072 | 1,548 |
| Naranjito 073 | 1,489 |
| Comerio 074 | 903 |
| Coamo 075 | 836 |
| Cidra 076 | 2,552 |
| Cayey 077 | 2,885 |
| Salinas 078 | 817 |
| Guayama 079 | 1,537 |
| Arroyo 080 | 477 |
| Salinas 085 | 69 |
| Totales del Distrito | 19,151 |

| Distrito Senatorial HUMACAO VII | José Antonio Vargas Vidot |
|---------------------------------|---------------------------|
| Caguas 082 | 3,069 |
| Caguas 083 | 4,840 |
| Gurabo 084 | 2,120 |
| San Lorenzo 086 | 984 |
| San Lorenzo 087 | 818 |
| Juncos 088 | 1,494 |
| Las Piedras 089 | 1,296 |
| Las Piedras 090 | 245 |
| Patillas 091 | 658 |
| Maunabo 092 | 226 |
| Yabucoa 093 | 1,026 |
| Humacao 094 | 1,896 |
| Naguabo 095 | 698 |
| Totales del Distrito | 19,370 |

| Distrito Senatorial CAROLINA VIII | José Antonio Vargas Vidot |
|-----------------------------------|---------------------------|
| Vieques 096 | 203 |
| Culebra 097 | 45 |
| Ceiba 098 | 361 |
| Fajardo 099 | 1,017 |
| Luquillo 100 | 679 |
| Río Grande 101 | 299 |
| Río Grande 102 | 1,478 |
| Loíza 103 | 645 |
| Canóvanas 104 | 890 |
| Canóvanas 105 | 805 |
| Carolina 106 | 1,697 |
| Carolina 107 | 2,860 |
| Carolina 108 | 4,997 |
| Trujillo Alto 109 | 1,859 |
| Trujillo Alto 110 | 2,462 |
| Totales del Distrito | 20,297 |



VOTOS PARA CANDIDATOS A CARGOS MUNICIPALES

ELECCIONES GENERALES / MARTES, 8 DE NOVIEMBRE DE 2016

VOTOS PARA CANDIDATOS A CARGOS MUNICIPALES

Alcalde

| Adjuntas | Total | PPD | | PNP | | PIP | |
|------------------------------|---------------|---------------------|--------------|--------------------------|--------------|-----------------------|-------------|
| | | Victor Vitito Pérez | | Jaime Barlucea Maldonado | | Adalberto Lugo Boneta | |
| | | Votos | Por ciento | Votos | Por ciento | Votos | Por ciento |
| Adjuntas 055 | 10,377 | 3,878 | 37.37 | 6,243 | 60.16 | 256 | 2.47 |
| Totales del Municipio | 10,377 | 3,878 | 37.37 | 6,243 | 60.16 | 256 | 2.47 |

| Aguada | Total | PPD | | PNP | | PIP | |
|------------------------------|---------------|---------------|--------------|----------------------------------|--------------|---------------|-------------|
| | | Jessie Cortés | | Manuel (Gabina) Santiago Mendoza | | Roberto Cotto | |
| | | Votos | Por ciento | Votos | Por ciento | Votos | Por ciento |
| Aguada 038 | 20,698 | 9,929 | 47.97 | 10,326 | 49.89 | 443 | 2.14 |
| Totales del Municipio | 20,698 | 9,929 | 47.97 | 10,326 | 49.89 | 443 | 2.14 |

| Aguadilla | Total | PPD | | PNP | | PIP | | INDPTE | |
|------------------------------|---------------|-------------------------|--------------|-------------------------|--------------|------------------------|-------------|---------------|-------------|
| | | Noemí Cardona Tomassini | | Carlos Méndez (Gracias) | | Rafael Boglió Martínez | | Ivette Mejias | |
| | | Votos | Por ciento | Votos | Por ciento | Votos | Por ciento | Votos | Por ciento |
| Aguadilla 035 | 23,037 | 7,269 | 31.55 | 15,119 | 65.63 | 418 | 1.81 | 231 | 1.00 |
| Totales del Municipio | 23,037 | 7,269 | 31.55 | 15,119 | 65.63 | 418 | 1.81 | 231 | 1.00 |

| Aguas Buenas | Total | PPD | | PNP | | PIP | |
|------------------------------|---------------|----------------------|--------------|---------------------|--------------|----------------------|-------------|
| | | Nilsa Garcia Cabrera | | Javler Garcia Pérez | | Luis (Cocotazo) Díaz | |
| | | Votos | Por ciento | Votos | Por ciento | Votos | Por ciento |
| Aguas Buenas 081 | 12,870 | 3,749 | 29.13 | 8,005 | 62.20 | 1,116 | 8.67 |
| Totales del Municipio | 12,870 | 3,749 | 29.13 | 8,005 | 62.20 | 1,116 | 8.67 |

| Aibonito | Total | PPD | | PNP | | PIP | |
|------------------------------|---------------|----------------------------|--------------|-------------------------------|--------------|------------------|-------------|
| | | Izael Omar Santiago Rivera | | William (Willie) Alicea Pérez | | Graciela Rosario | |
| | | Votos | Por ciento | Votos | Por ciento | Votos | Por ciento |
| Aibonito 069 | 12,716 | 3,334 | 26.22 | 9,062 | 71.26 | 320 | 2.52 |
| Totales del Municipio | 12,716 | 3,334 | 26.22 | 9,062 | 71.26 | 320 | 2.52 |

| Añasco | Total | PPD | | PNP | | PIP | |
|------------------------------|---------------|---------------------------|--------------|---------------------|--------------|------------------------|-------------|
| | | Jorge E. Estévez Martínez | | Pablo Crespo Torres | | Antonio Vargas Morales | |
| | | Votos | Por ciento | Votos | Por ciento | Votos | Por ciento |
| Añasco 040 | 14,139 | 7,614 | 53.85 | 6,301 | 44.56 | 224 | 1.58 |
| Totales del Municipio | 14,139 | 7,614 | 53.85 | 6,301 | 44.56 | 224 | 1.58 |

| Arecibo | Total | PPD | | PNP | | PIP | |
|------------------------------|---------------|-----------------|--------------|---------------|--------------|-------------------------|-------------|
| | | Lourdes Acevedo | | Carlos Molina | | Javier Biaggi Caballero | |
| | | Votos | Por ciento | Votos | Por ciento | Votos | Por ciento |
| Arecibo 026 | 5,627 | 1,378 | 24.49 | 4,084 | 72.58 | 165 | 2.93 |
| Arecibo 027 | 33,321 | 8,410 | 25.24 | 24,005 | 72.04 | 906 | 2.72 |
| Totales del Municipio | 38,948 | 9,788 | 25.13 | 28,089 | 72.12 | 1,071 | 2.75 |

| Arroyo | Total | PPD | | PNP | | PIP | |
|------------------------------|--------------|--------------------|--------------|--------------------|--------------|-------------------------|-------------|
| | | Eric Bachier Román | | Edwin Santell Cora | | Anselmo (Pompo) Mariani | |
| | | Votos | Por ciento | Votos | Por ciento | Votos | Por ciento |
| Arroyo 080 | 9,086 | 4,950 | 54.48 | 3,968 | 43.67 | 168 | 1.85 |
| Totales del Municipio | 9,086 | 4,950 | 54.48 | 3,968 | 43.67 | 168 | 1.85 |

| Barceloneta | Total | PPD | | PNP | | PIP | |
|------------------------------|---------------|----------------------------|--------------|----------------------|--------------|---------------------------------|-------------|
| | | Wanda (Tata) Soler Rosario | | (Nel) Balseiro Ángel | | Coralys Del Mar Marrero Córdova | |
| | | Votos | Por ciento | Votos | Por ciento | Votos | Por ciento |
| Barceloneta 025 | 11,985 | 6,790 | 56.65 | 5,065 | 42.26 | 130 | 1.08 |
| Totales del Municipio | 11,985 | 6,790 | 56.65 | 5,065 | 42.26 | 130 | 1.08 |

| Barranquitas | Total | PPD | | PNP | | PIP | |
|------------------------------|---------------|------------------------------|--------------|------------------------------|--------------|--------------------|-------------|
| | | Ardyce (Dichy) Rivera Guzmán | | Francisco López López (Paco) | | Elsa Berrios López | |
| | | Votos | Por ciento | Votos | Por ciento | Votos | Por ciento |
| Barranquitas 070 | 11,600 | 4,488 | 38.69 | 6,818 | 58.78 | 294 | 2.53 |
| Barranquitas 071 | 2,818 | 685 | 24.31 | 2,051 | 72.78 | 82 | 2.91 |
| Totales del Municipio | 14,418 | 5,173 | 35.88 | 8,869 | 61.51 | 376 | 2.61 |

continuación; VOTOS PARA CANDIDATOS A CARGOS MUNICIPALES / ALCALDE

| Bayamón | Total | PPD | | PNP | | PIP | |
|------------------------------|---------------|--------------------|--------------|------------------------|--------------|------------------------|-------------|
| | | Jaime Otero Sempit | | Ramón Luis Rivera Cruz | | Félix (Paki) Rodríguez | |
| | | Votos | Por ciento | Votos | Por ciento | Votos | Por ciento |
| Bayamón 009 | 1,673 | 421 | 25.16 | 1,186 | 70.89 | 66 | 3.95 |
| Bayamón 010 | 36,877 | 8,463 | 22.95 | 27,285 | 73.99 | 1,129 | 3.06 |
| Bayamón 011 | 35,674 | 8,243 | 23.11 | 26,360 | 73.89 | 1,071 | 3.00 |
| Bayamón 012 | 7,722 | 2,288 | 29.63 | 5,284 | 68.43 | 150 | 1.94 |
| Totales del Municipio | 81,946 | 19,415 | 23.69 | 60,115 | 73.36 | 2,416 | 2.95 |

| Cabo Rojo | Total | PPD | | PNP | | PIP | |
|------------------------------|---------------|-------------------------------|--------------|---------------------------------------|--------------|-----------------------|-------------|
| | | Roberto (Bobby) Ramirez Kurtz | | Jorge A. (Jorgito) Morales Wiscovitch | | Anagaly Bracero Pérez | |
| | | Votos | Por ciento | Votos | Por ciento | Votos | Por ciento |
| Cabo Rojo 046 | 20,942 | 11,127 | 53.13 | 9,022 | 43.08 | 793 | 3.79 |
| Totales del Municipio | 20,942 | 11,127 | 53.13 | 9,022 | 43.08 | 793 | 3.79 |

| Caguas | Total | PPD | | PNP | | PIP | |
|------------------------------|---------------|------------------------|--------------|---------------|--------------|-------------------------|-------------|
| | | William Miranda Torres | | Roberto López | | Luis Domenech Sepúlveda | |
| | | Votos | Por ciento | Votos | Por ciento | Votos | Por ciento |
| Caguas 082 | 20,230 | 14,430 | 71.33 | 5,292 | 26.16 | 508 | 2.51 |
| Caguas 083 | 37,670 | 25,053 | 66.51 | 11,755 | 31.21 | 862 | 2.29 |
| Totales del Municipio | 57,900 | 39,483 | 68.19 | 17,047 | 29.44 | 1,370 | 2.37 |

| Camuy | Total | PPD | | PNP | | PIP | |
|------------------------------|---------------|----------------------|--------------|------------------------|--------------|----------------------------|-------------|
| | | Iván Serrano Cordero | | Edwin García Feliciano | | Fernando Babilonia Aguilar | |
| | | Votos | Por ciento | Votos | Por ciento | Votos | Por ciento |
| Camuy 030 | 16,783 | 7,108 | 42.35 | 9,299 | 55.41 | 376 | 2.24 |
| Totales del Municipio | 16,783 | 7,108 | 42.35 | 9,299 | 55.41 | 376 | 2.24 |

| Canóvanas | Total | PPD | | PNP | | PIP | |
|------------------------------|---------------|---------------------------------|--------------|--------------|--------------|-----------------------------------|-------------|
| | | Enrique (Ricky) Calderón Robles | | Lornna Soto | | Reginald M. Carrasquillo Maisonet | |
| | | Votos | Por ciento | Votos | Por ciento | Votos | Por ciento |
| Canóvanas 104 | 8,393 | 4,032 | 48.04 | 4,181 | 49.82 | 180 | 2.14 |
| Canóvanas 105 | 9,421 | 4,156 | 44.11 | 5,043 | 53.53 | 222 | 2.36 |
| Totales del Municipio | 17,814 | 8,188 | 45.96 | 9,224 | 51.78 | 402 | 2.26 |

| Carolina | Total | PPD | | PNP | | PIP | |
|------------------------------|---------------|---------------------------|--------------|----------------------------------|--------------|-------------------------|-------------|
| | | José Carlos Aponte Dalmau | | Eduardo González Antelo (Fatboy) | | Myrta B. Cintrón Piñero | |
| | | Votos | Por ciento | Votos | Por ciento | Votos | Por ciento |
| Carolina 106 | 14,535 | 10,682 | 73.49 | 3,663 | 25.20 | 190 | 1.31 |
| Carolina 107 | 20,529 | 15,340 | 74.72 | 4,831 | 23.53 | 358 | 1.74 |
| Carolina 108 | 32,970 | 23,210 | 70.40 | 9,040 | 27.42 | 720 | 2.18 |
| Totales del Municipio | 68,034 | 49,232 | 72.36 | 17,534 | 25.77 | 1,268 | 1.86 |

| Cataño | Total | PPD | | PNP | | PIP | |
|------------------------------|---------------|--------------------------|--------------|----------------------------------|--------------|---------------------------|-------------|
| | | José A. Rosario Meléndez | | Félix (El Cano) Delgado Montalvo | | Yolanda Ortiz Del Rosario | |
| | | Votos | Por ciento | Votos | Por ciento | Votos | Por ciento |
| Cataño 008 | 12,778 | 4,264 | 33.37 | 8,265 | 64.68 | 249 | 1.95 |
| Totales del Municipio | 12,778 | 4,264 | 33.37 | 8,265 | 64.68 | 249 | 1.95 |

| Cayey | Total | PPD | | PNP | | PIP | |
|------------------------------|---------------|-------------------------|--------------|-------------------------|--------------|---------------------------|-------------|
| | | Rolando Ortiz Velázquez | | Von Marie Rivera Rivera | | Migdonio (Tony) Hernández | |
| | | Votos | Por ciento | Votos | Por ciento | Votos | Por ciento |
| Cayey 077 | 20,313 | 15,043 | 74.06 | 4,640 | 22.84 | 630 | 3.10 |
| Totales del Municipio | 20,313 | 15,043 | 74.06 | 4,640 | 22.84 | 630 | 3.10 |

| Ceiba | Total | PPD | | PNP | | PIP | |
|------------------------------|--------------|---------------|--------------|-------------------|--------------|-------------------|-------------|
| | | Melinda Ramos | | Angelo Cruz Ramos | | Carlos Pino Pagán | |
| | | Votos | Por ciento | Votos | Por ciento | Votos | Por ciento |
| Ceiba 098 | 5,432 | 1,973 | 36.32 | 3,380 | 62.22 | 79 | 1.45 |
| Totales del Municipio | 5,432 | 1,973 | 36.32 | 3,380 | 62.22 | 79 | 1.45 |

| Ciales | Total | PPD | | PNP | | PIP | |
|------------------------------|---------------|---------------------------|--------------|------------------------|--------------|----------------------------|-------------|
| | | Juan José Rodríguez Pérez | | Luis (Rolan) Maldonado | | Francisco C. Vicéns (Paco) | |
| | | Votos | Por ciento | Votos | Por ciento | Votos | Por ciento |
| Ciales 023 | 11,039 | 5,372 | 48.66 | 5,566 | 50.42 | 101 | 0.91 |
| Totales del Municipio | 11,039 | 5,372 | 48.66 | 5,566 | 50.42 | 101 | 0.91 |

continuación; VOTOS PARA CANDIDATOS A CARGOS MUNICIPALES / ALCALDE

| Cidra | Total | PPD | | PNP | | PIP | |
|------------------------------|---------------|--------------------|--------------|---------------------|--------------|-------------------------|-------------|
| | | Rudy Santos García | | Javier Carrasquillo | | Alberto Santiago Rivera | |
| | | Votos | Por ciento | Votos | Por ciento | Votos | Por ciento |
| Cidra 076 | 19,174 | 6,319 | 32.96 | 12,139 | 63.31 | 716 | 3.73 |
| Totales del Municipio | 19,174 | 6,319 | 32.96 | 12,139 | 63.31 | 716 | 3.73 |

| Coamo | Total | PPD | | PNP | | PIP | |
|------------------------------|---------------|---------------------------|--------------|-----------------------------|--------------|---------------------------------|-------------|
| | | Juan Carlos (Tato) García | | Manuel O. Claudio Rodríguez | | Rolando (Rolín) Cartagena Ramos | |
| | | Votos | Por ciento | Votos | Por ciento | Votos | Por ciento |
| Coamo 068 | 7,597 | 4,028 | 53.02 | 3,447 | 45.37 | 122 | 1.61 |
| Coamo 075 | 9,388 | 5,834 | 62.14 | 3,413 | 36.35 | 141 | 1.50 |
| Totales del Municipio | 16,985 | 9,862 | 58.06 | 6,860 | 40.39 | 263 | 1.55 |

| Comerio | Total | PPD | | PNP | | PIP | |
|------------------------------|---------------|------------------------|--------------|---------------------------|--------------|--------------------|-------------|
| | | José (Josian) Santiago | | Ricardo (Ricky) Rodríguez | | Roy M. Ayala Pérez | |
| | | Votos | Por ciento | Votos | Por ciento | Votos | Por ciento |
| Comerio 074 | 10,170 | 5,779 | 56.82 | 4,267 | 41.96 | 124 | 1.22 |
| Totales del Municipio | 10,170 | 5,779 | 56.82 | 4,267 | 41.96 | 124 | 1.22 |

| Corozal | Total | PPD | | PNP | | PIP | |
|------------------------------|---------------|---------------------------|--------------|-----------------------------|--------------|-----------------------|-------------|
| | | Sergio Luis Torres Torres | | Manolo Martín Landrón Ángel | | Andrés Miranda Rosado | |
| | | Votos | Por ciento | Votos | Por ciento | Votos | Por ciento |
| Corozal 072 | 18,402 | 10,018 | 54.44 | 8,152 | 44.30 | 232 | 1.26 |
| Totales del Municipio | 18,402 | 10,018 | 54.44 | 8,152 | 44.30 | 232 | 1.26 |

| Culebra | Total | PPD | | PNP | | PIP | |
|------------------------------|--------------|---------------------|--------------|--------------------------|--------------|------------------|-------------|
| | | Iván Solís Bermúdez | | Basilio Graciani Pereira | | Ángel Luis Sanes | |
| | | Votos | Por ciento | Votos | Por ciento | Votos | Por ciento |
| Culebra 097 | 1,244 | 714 | 57.40 | 522 | 41.96 | 8 | 0.64 |
| Totales del Municipio | 1,244 | 714 | 57.40 | 522 | 41.96 | 8 | 0.64 |

| Dorado | Total | PPD | | PNP | | PIP | |
|------------------------------|---------------|-------------------------|--------------|-----------------------------------|--------------|---------------------|-------------|
| | | Carlos (Carlitos) López | | Waldemar Volmar Méndez (Waldemar) | | Josué Rafael Correa | |
| | | Votos | Por ciento | Votos | Por ciento | Votos | Por ciento |
| Dorado 015 | 17,607 | 9,053 | 51.42 | 8,228 | 46.73 | 326 | 1.85 |
| Totales del Municipio | 17,607 | 9,053 | 51.42 | 8,228 | 46.73 | 326 | 1.85 |

| Fajardo | Total | PPD | | PNP | | PIP | |
|------------------------------|---------------|----------------|--------------|------------------------|--------------|-----------------------------|-------------|
| | | Jaime Laureano | | Anibal Meléndez Rivera | | Rosa M. Rodríguez Peñalbert | |
| | | Votos | Por ciento | Votos | Por ciento | Votos | Por ciento |
| Fajardo 099 | 12,439 | 3,403 | 27.36 | 8,627 | 69.35 | 240 | 1.93 |
| Totales del Municipio | 12,439 | 3,403 | 27.36 | 8,627 | 69.35 | 240 | 1.93 |

| Florida | Total | PPD | | PNP | | PIP | |
|------------------------------|--------------|------------------|--------------|------------------------|--------------|---------------------------|-------------|
| | | Carlos Tato Ruiz | | José E. Gerena Polanco | | Beverly Rivera Echevarría | |
| | | Votos | Por ciento | Votos | Por ciento | Votos | Por ciento |
| Florida 024 | 6,480 | 2,942 | 45.40 | 3,418 | 52.75 | 120 | 1.85 |
| Totales del Municipio | 6,480 | 2,942 | 45.40 | 3,418 | 52.75 | 120 | 1.85 |

| Guánica | Total | PPD | | PNP | | PIP | |
|------------------------------|--------------|-----------------------|--------------|-----------------------|--------------|---------------------------------|-------------|
| | | Martín Vargas Morales | | Santos Seda (Papichy) | | Tasha Marie Rodríguez Feliciano | |
| | | Votos | Por ciento | Votos | Por ciento | Votos | Por ciento |
| Guánica 048 | 9,376 | 3,695 | 39.41 | 5,501 | 58.67 | 180 | 1.92 |
| Totales del Municipio | 9,376 | 3,695 | 39.41 | 5,501 | 58.67 | 180 | 1.92 |

| Guayama | Total | PPD | | PNP | | PIP | |
|------------------------------|---------------|-----------------|--------------|-----------------|--------------|------------------------------------|-------------|
| | | Eduardo Cintrón | | Glorimari Jaime | | José Enrique (Pepín) De Jesús Peña | |
| | | Votos | Por ciento | Votos | Por ciento | Votos | Por ciento |
| Guayama 079 | 18,096 | 9,497 | 52.48 | 8,233 | 45.50 | 366 | 2.02 |
| Totales del Municipio | 18,096 | 9,497 | 52.48 | 8,233 | 45.50 | 366 | 2.02 |

continuación; VOTOS PARA CANDIDATOS A CARGOS MUNICIPALES / ALCALDE

| Guayanilla | Total | PPD | | PNP | | PIP | |
|------------------------------|---------------|----------------------|--------------|----------------------------|--------------|--------------------|-------------|
| | | Nelson Torres Yordán | | Héctor Rodríguez Rodríguez | | Antonio Broco Soto | |
| | | Votos | Por ciento | Votos | Por ciento | Votos | Por ciento |
| Guayanilla 058 | 10,581 | 5,545 | 52.41 | 4,798 | 45.35 | 238 | 2.25 |
| Totales del Municipio | 10,581 | 5,545 | 52.41 | 4,798 | 45.35 | 238 | 2.25 |

| Guaynabo | Total | PPD | | PNP | | PIP | | PPT | |
|------------------------------|---------------|-------------------------|--------------|-----------------------|--------------|----------------------|-------------|--------------------------------|-------------|
| | | Ricardo (Richie) Vicéns | | Héctor O'Neill García | | Jaime Alonso Sánchez | | Héctor Juan Montalvo Rodríguez | |
| | | Votos | Por ciento | Votos | Por ciento | Votos | Por ciento | Votos | Por ciento |
| Guaynabo 006 | 16,636 | 3,549 | 21.33 | 12,427 | 74.70 | 481 | 2.89 | 179 | 1.08 |
| Guaynabo 007 | 24,573 | 5,752 | 23.41 | 17,344 | 70.58 | 1,064 | 4.33 | 413 | 1.68 |
| Totales del Municipio | 41,209 | 9,301 | 22.57 | 29,771 | 72.24 | 1,545 | 3.75 | 592 | 1.44 |

| Gurabo | Total | PPD | | PNP | | PIP | |
|------------------------------|---------------|------------------------|--------------|---------------------------------|--------------|-----------------------|-------------|
| | | Raúl Méndez Candelaria | | Víctor M. Ortiz Díaz (Manolito) | | Eduardo Figueroa Rosa | |
| | | Votos | Por ciento | Votos | Por ciento | Votos | Por ciento |
| Gurabo 084 | 18,010 | 5,953 | 33.05 | 11,313 | 62.82 | 744 | 4.13 |
| Totales del Municipio | 18,010 | 5,953 | 33.05 | 11,313 | 62.82 | 744 | 4.13 |

| Hatillo | Total | PPD | | PNP | | PIP | |
|------------------------------|---------------|-----------------------------|--------------|-------------------------|--------------|-----------------------|-------------|
| | | José (Chely) Rodríguez Cruz | | Wenceslao (Wency) López | | Ubaldo Rosario Nieves | |
| | | Votos | Por ciento | Votos | Por ciento | Votos | Por ciento |
| Hatillo 028 | 4,604 | 2,914 | 63.29 | 1,644 | 35.71 | 46 | 1.00 |
| Hatillo 029 | 13,455 | 9,407 | 69.91 | 3,880 | 28.84 | 168 | 1.25 |
| Totales del Municipio | 18,059 | 12,321 | 68.23 | 5,524 | 30.59 | 214 | 1.19 |

| Hormigueros | Total | PPD | | PNP | | PIP | |
|------------------------------|--------------|--------------|--------------|-----------------------------|--------------|--------------------|-------------|
| | | Pedro García | | Augustine (Chito) Olivencia | | Luis Mario Acevedo | |
| | | Votos | Por ciento | Votos | Por ciento | Votos | Por ciento |
| Hormigueros 045 | 8,285 | 5,737 | 69.25 | 2,342 | 28.27 | 206 | 2.49 |
| Totales del Municipio | 8,285 | 5,737 | 69.25 | 2,342 | 28.27 | 206 | 2.49 |

| Humacao | Total | PPD | | PNP | | PIP | | PPT | |
|------------------------------|---------------|--------------------------|--------------|-----------------------|--------------|------------------------|-------------|-----------------------------|-------------|
| | | Marcelo Trujillo Panisse | | Reinaldo (Rey) Vargas | | Ricardo Díaz Maldonado | | Luz Virginia Camacho Rivera | |
| | | Votos | Por ciento | Votos | Por ciento | Votos | Por ciento | Votos | Por ciento |
| Humacao 094 | 23,086 | 13,092 | 56.71 | 9,375 | 40.61 | 420 | 1.82 | 199 | 0.86 |
| Totales del Municipio | 23,086 | 13,092 | 56.71 | 9,375 | 40.61 | 420 | 1.82 | 199 | 0.86 |

| Isabela | Total | PPD | | PNP | | PIP | |
|------------------------------|---------------|----------------------------------|--------------|--------------------------------|--------------|---------------------|-------------|
| | | Carlos (Charlie) Delgado Altieri | | Juvencio (Papo) Méndez Mercado | | Fidelio Román Zamot | |
| | | Votos | Por ciento | Votos | Por ciento | Votos | Por ciento |
| Isabela 032 | 19,930 | 12,521 | 62.82 | 7,154 | 35.90 | 255 | 1.28 |
| Totales del Municipio | 19,930 | 12,521 | 62.82 | 7,154 | 35.90 | 255 | 1.28 |

| Jayuya | Total | PPD | | PNP | | PIP | |
|------------------------------|--------------|--------------------------|--------------|--------------------|--------------|----------------------------------|-------------|
| | | Jorge (Georgie) González | | Felix Morales Cruz | | Ernesto Luis (Cobi) Dávila Marín | |
| | | Votos | Por ciento | Votos | Por ciento | Votos | Por ciento |
| Jayuya 056 | 3,968 | 2,117 | 53.35 | 1,808 | 45.56 | 43 | 1.08 |
| Jayuya 057 | 4,703 | 2,635 | 56.03 | 2,022 | 42.99 | 46 | 0.98 |
| Totales del Municipio | 8,671 | 4,752 | 54.80 | 3,830 | 44.17 | 89 | 1.03 |

| Juana Díaz | Total | PPD | | PNP | | PIP | |
|------------------------------|---------------|--------------------------------|--------------|--------------------|--------------|---------------------------------|-------------|
| | | Ramón A. (Ramoncito) Hernández | | Ariel Rivera Zayas | | Rafael Alejandro Rosario Rivera | |
| | | Votos | Por ciento | Votos | Por ciento | Votos | Por ciento |
| Juana Díaz 063 | 13,364 | 8,086 | 60.51 | 4,891 | 36.60 | 387 | 2.90 |
| Juana Díaz 064 | 6,959 | 4,400 | 63.23 | 2,305 | 33.12 | 254 | 3.65 |
| Totales del Municipio | 20,323 | 12,486 | 61.44 | 7,196 | 35.41 | 641 | 3.15 |

| Juncos | Total | PPD | | PNP | | PIP | |
|------------------------------|---------------|--------------------------|--------------|----------------------------|--------------|-------------------------|-------------|
| | | Alfredo (Papo) Alejandro | | Irma Nidia Beltrán Sánchez | | Carolina González Colón | |
| | | Votos | Por ciento | Votos | Por ciento | Votos | Por ciento |
| Juncos 088 | 15,910 | 9,432 | 59.28 | 6,068 | 38.14 | 410 | 2.58 |
| Totales del Municipio | 15,910 | 9,432 | 59.28 | 6,068 | 38.14 | 410 | 2.58 |

continuación; VOTOS PARA CANDIDATOS A CARGOS MUNICIPALES / ALCALDE

| Lajas | Total | PPD | | PNP | | PIP | |
|------------------------------|---------------|---------------------------------|--------------|------------------------|--------------|---------------------|-------------|
| | | Marcos A (Turin) Irizarry Pagán | | Erwin (Farito) Álvarez | | Jaime Camacho Román | |
| | | Votos | Por ciento | Votos | Por ciento | Votos | Por ciento |
| Lajas 047 | 10,863 | 6,204 | 57.11 | 4,392 | 40.43 | 267 | 2.46 |
| Totales del Municipio | 10,863 | 6,204 | 57.11 | 4,392 | 40.43 | 267 | 2.46 |

| Lares | Total | PPD | | PNP | | PIP | |
|------------------------------|---------------|----------------------------|--------------|-----------------------|--------------|---------------|-------------|
| | | José Luis (Chely) González | | Roberto Pagán Centeno | | Edia Quiñones | |
| | | Votos | Por ciento | Votos | Por ciento | Votos | Por ciento |
| Lares 053 | 15,785 | 7,428 | 47.06 | 8,109 | 51.37 | 248 | 1.57 |
| Totales del Municipio | 15,785 | 7,428 | 47.06 | 8,109 | 51.37 | 248 | 1.57 |

| Las Marías | Total | PPD | | PNP | | PIP | |
|------------------------------|--------------|-----------------------|--------------|---------------------|--------------|---------------------------|-------------|
| | | José Javier Rodríguez | | Edwin Soto Santiago | | Carlos Ramón Cruz Carrión | |
| | | Votos | Por ciento | Votos | Por ciento | Votos | Por ciento |
| Las Marías 034 | 6,163 | 2,979 | 48.34 | 3,106 | 50.40 | 78 | 1.27 |
| Totales del Municipio | 6,163 | 2,979 | 48.34 | 3,106 | 50.40 | 78 | 1.27 |

| Las Piedras | Total | PPD | | PNP | | PIP | |
|------------------------------|---------------|---------------------|--------------|----------------------|--------------|-----------------------------|-------------|
| | | Julio (Julito) Díaz | | Miguel (Micky) López | | Gloria E. Santana Velázquez | |
| | | Votos | Por ciento | Votos | Por ciento | Votos | Por ciento |
| Las Piedras 089 | 13,518 | 5,272 | 39.00 | 7,946 | 58.78 | 300 | 2.22 |
| Las Piedras 090 | 2,878 | 1,433 | 49.79 | 1,390 | 48.30 | 55 | 1.91 |
| Totales del Municipio | 16,396 | 6,705 | 40.89 | 9,336 | 56.94 | 355 | 2.17 |

| Loíza | Total | PPD | | PNP | | PIP | |
|------------------------------|---------------|-------------------------|--------------|------------------------|--------------|--------------------------|-------------|
| | | Julia M Nazario Fuentes | | Eddie M. Manso Fuentes | | Samuel Quiñones Iglesias | |
| | | Votos | Por ciento | Votos | Por ciento | Votos | Por ciento |
| Loíza 103 | 11,023 | 5,956 | 54.03 | 4,880 | 44.27 | 187 | 1.70 |
| Totales del Municipio | 11,023 | 5,956 | 54.03 | 4,880 | 44.27 | 187 | 1.70 |

| Luquillo | Total | PPD | | PNP | | PIP | |
|------------------------------|--------------|---------------------------------|--------------|----------------------------|--------------|--------------------------------|-------------|
| | | Jesús (Jerry) Márquez Rodríguez | | Carlos A. Rodríguez Rivera | | Gloria Esther Escobar Skerrett | |
| | | Votos | Por ciento | Votos | Por ciento | Votos | Por ciento |
| Luquillo 100 | 8,479 | 4,924 | 58.07 | 3,400 | 40.10 | 155 | 1.83 |
| Totales del Municipio | 8,479 | 4,924 | 58.07 | 3,400 | 40.10 | 155 | 1.83 |

| Manatí | Total | PPD | | PNP | | PIP | |
|------------------------------|---------------|---------------------|--------------|---------------|--------------|------------------|-------------|
| | | Brian Casais García | | José Sánchez | | María Digma Rosa | |
| | | Votos | Por ciento | Votos | Por ciento | Votos | Por ciento |
| Manatí 021 | 8,532 | 1,582 | 18.54 | 6,722 | 78.79 | 228 | 2.67 |
| Manatí 022 | 10,300 | 2,036 | 19.77 | 8,043 | 78.09 | 221 | 2.15 |
| Totales del Municipio | 18,832 | 3,618 | 19.21 | 14,765 | 78.40 | 449 | 2.38 |

| Maricao | Total | PPD | | PNP | | PIP | |
|------------------------------|--------------|----------------------|--------------|-------------------------|--------------|-----------------------|-------------|
| | | Wilfredo (Juny) Ruiz | | Gilberto Pérez Valentín | | Maximino Rivera López | |
| | | Votos | Por ciento | Votos | Por ciento | Votos | Por ciento |
| Maricao 050 | 3,511 | 1,675 | 47.71 | 1,818 | 51.78 | 18 | 0.51 |
| Totales del Municipio | 3,511 | 1,675 | 47.71 | 1,818 | 51.78 | 18 | 0.51 |

| Maunabo | Total | PPD | | PNP | | PIP | |
|------------------------------|--------------|------------------------|--------------|-----------------------|--------------|---------------------------|-------------|
| | | Jorge L. Márquez Pérez | | Eric Fernández García | | Juan (Cholo) Lebrón López | |
| | | Votos | Por ciento | Votos | Por ciento | Votos | Por ciento |
| Maunabo 092 | 6,406 | 3,199 | 49.94 | 3,048 | 47.58 | 159 | 2.48 |
| Totales del Municipio | 6,406 | 3,199 | 49.94 | 3,048 | 47.58 | 159 | 2.48 |

| Mayagüez | Total | PPD | | PNP | | PIP | |
|------------------------------|---------------|-------------------------------------|--------------|------------------|--------------|----------------------|-------------|
| | | Jose Guillermo Rodríguez (Guillíto) | | Tania Lugo López | | Orlando Ruiz Pesante | |
| | | Votos | Por ciento | Votos | Por ciento | Votos | Por ciento |
| Mayagüez 041 | 1,406 | 911 | 64.79 | 469 | 33.36 | 26 | 1.85 |
| Mayagüez 042 | 30,800 | 19,075 | 61.93 | 10,494 | 34.07 | 1,231 | 4.00 |
| Totales del Municipio | 32,206 | 19,986 | 62.06 | 10,963 | 34.04 | 1,257 | 3.90 |

continuación; VOTOS PARA CANDIDATOS A CARGOS MUNICIPALES / ALCALDE

| Moca | Total | PPD | | PNP | | PIP | |
|------------------------------|---------------|-----------------------|--------------|--------------------------------|--------------|-----------------------------|-------------|
| | | Domingo (Isin) Méndez | | José E. (Kiko) Avilés Santiago | | Carlos Juan Hernández Seguí | |
| | | Votos | Por ciento | Votos | Por ciento | Votos | Por ciento |
| Moca 036 | 16,387 | 7,545 | 46.04 | 8,628 | 52.65 | 214 | 1.31 |
| Moca 037 | 2,528 | 1,093 | 43.24 | 1,420 | 56.17 | 15 | 0.59 |
| Totales del Municipio | 18,916 | 8,638 | 45.67 | 10,048 | 53.12 | 229 | 1.21 |

| Morovis | Total | PPD | | PNP | | PIP | |
|------------------------------|---------------|------------------|--------------|---------------|--------------|-------------------------------|-------------|
| | | Carmen Maldonado | | Héctor Torres | | Oscar Luis Fontán La Fontaine | |
| | | Votos | Por ciento | Votos | Por ciento | Votos | Por ciento |
| Morovis 020 | 15,139 | 7,753 | 51.21 | 7,233 | 47.78 | 153 | 1.01 |
| Totales del Municipio | 15,139 | 7,753 | 51.21 | 7,233 | 47.78 | 153 | 1.01 |

| Naguabo | Total | PPD | | PNP | | PIP | |
|------------------------------|---------------|-----------------------------|--------------|--------------------|--------------|--------------------------|-------------|
| | | Wilma Jeannette Rosa Méndez | | Noé Marcano Rivera | | Giovanni (Gini) Montañez | |
| | | Votos | Por ciento | Votos | Por ciento | Votos | Por ciento |
| Naguabo 095 | 10,461 | 2,190 | 20.93 | 8,081 | 77.25 | 190 | 1.82 |
| Totales del Municipio | 10,461 | 2,190 | 20.93 | 8,081 | 77.25 | 190 | 1.82 |

| Naranjito | Total | PPD | | PNP | | PIP | | INDPTE | |
|------------------------------|---------------|----------------------------|--------------|-----------------------|--------------|-------------------------------|-------------|-------------------------|-------------|
| | | Jordan Rodríguez Rodríguez | | Orlando Ortiz Chevres | | William (Willy) Correa Rivera | | Efrain Negrón Rodríguez | |
| | | Votos | Por ciento | Votos | Por ciento | Votos | Por ciento | Votos | Por ciento |
| Naranjito 073 | 16,166 | 6,361 | 39.35 | 9,486 | 58.68 | 241 | 1.49 | 78 | 0.48 |
| Totales del Municipio | 16,166 | 6,361 | 39.35 | 9,486 | 58.68 | 241 | 1.49 | 78 | 0.48 |

| Orocovis | Total | PPD | | PNP | | PIP | |
|------------------------------|---------------|------------------------|--------------|-----------------------------------|--------------|---------------------------|-------------|
| | | Angelys (Angie) Rivera | | Jesús E. Colón Berlingeri (Gardy) | | Oscar Figueroa Betancourt | |
| | | Votos | Por ciento | Votos | Por ciento | Votos | Por ciento |
| Orocovis 066 | 13,356 | 5,549 | 41.55 | 7,663 | 57.37 | 144 | 1.08 |
| Totales del Municipio | 13,356 | 5,549 | 41.55 | 7,663 | 57.37 | 144 | 1.08 |

| Patillas | Total | PPD | | PNP | | PIP | |
|------------------------------|--------------|------------------------|--------------|-----------------------|--------------|----------------------|-------------|
| | | Norberto Soto Figueroa | | Maritza Sánchez Neris | | Luis A. Lebrón Ayala | |
| | | Votos | Por ciento | Votos | Por ciento | Votos | Por ciento |
| Patillas 091 | 9,589 | 5,304 | 55.31 | 4,108 | 42.84 | 177 | 1.85 |
| Totales del Municipio | 9,589 | 5,304 | 55.31 | 4,108 | 42.84 | 177 | 1.85 |

| Peñuelas | Total | PPD | | PNP | | PIP | |
|------------------------------|---------------|-------------------------|--------------|------------------------|--------------|----------------------|-------------|
| | | Walter Torres Maldonado | | Rafael (Felo) Martínez | | Jimmy Borrero Costas | |
| | | Votos | Por ciento | Votos | Por ciento | Votos | Por ciento |
| Peñuelas 059 | 10,992 | 5,950 | 54.13 | 4,541 | 41.31 | 501 | 4.56 |
| Totales del Municipio | 10,992 | 5,950 | 54.13 | 4,541 | 41.31 | 501 | 4.56 |

| Ponce | Total | PPD | | PNP | | PIP | | PPT | |
|------------------------------|---------------|--------------------------------|--------------|---------------------------------|--------------|----------------------|-------------|-----------------------|-------------|
| | | Victor (Cacho) Vassallo Anadón | | Maria (Mayita) Meléndez Altieri | | José R. Escabi Pérez | | Ramón Rodríguez Ramos | |
| | | Votos | Por ciento | Votos | Por ciento | Votos | Por ciento | Votos | Por ciento |
| Ponce 060 | 6,858 | 2,826 | 41.21 | 3,417 | 49.83 | 166 | 2.42 | 449 | 6.55 |
| Ponce 061 | 35,718 | 14,771 | 41.35 | 17,795 | 49.82 | 1,195 | 3.35 | 1,957 | 5.48 |
| Ponce 062 | 19,437 | 8,201 | 42.19 | 9,690 | 49.85 | 603 | 3.10 | 943 | 4.85 |
| Totales del Municipio | 62,013 | 25,798 | 41.60 | 30,902 | 49.83 | 1,964 | 3.17 | 3,349 | 5.40 |

| Quebradillas | Total | PPD | | PNP | | PIP | |
|------------------------------|---------------|-----------------------|--------------|---------------------------------|--------------|--------------------------|-------------|
| | | Heriberto Vélez Vélez | | Jeron (Jeroncito) Muñiz Lasalle | | Haydee Jiménez Hernández | |
| | | Votos | Por ciento | Votos | Por ciento | Votos | Por ciento |
| Quebradillas 031 | 12,902 | 7,181 | 55.66 | 5,485 | 42.51 | 236 | 1.83 |
| Totales del Municipio | 12,902 | 7,181 | 55.66 | 5,485 | 42.51 | 236 | 1.83 |

| Rincón | Total | PPD | | PNP | | PIP | | PPT | |
|------------------------------|--------------|------------------------------------|--------------|--------------------------|--------------|---------------------|-------------|----------------|-------------|
| | | Carlos D. López Bonilla (Carlitos) | | Roberto Feliciano Rosado | | Rogelio Bonet Aybar | | Suhaey Rosario | |
| | | Votos | Por ciento | Votos | Por ciento | Votos | Por ciento | Votos | Por ciento |
| Rincón 039 | 7,436 | 4,344 | 58.42 | 2,943 | 39.58 | 119 | 1.60 | 30 | 0.40 |
| Totales del Municipio | 7,436 | 4,344 | 58.42 | 2,943 | 39.58 | 119 | 1.60 | 30 | 0.40 |

continuación; VOTOS PARA CANDIDATOS A CARGOS MUNICIPALES / ALCALDE

| Río Grande | Total | PPD | | PNP | | PIP | |
|------------------------------|---------------|-----------------------------|--------------|------------------------|--------------|-----------------------|-------------|
| | | Ángel (Bori) González Damud | | David Acosta Rodríguez | | Gaddier García García | |
| | | Votos | Por ciento | Votos | Por ciento | Votos | Por ciento |
| Río Grande 101 | 3,435 | 2,077 | 60.47 | 1,269 | 36.94 | 89 | 2.59 |
| Río Grande 102 | 15,879 | 8,596 | 54.13 | 6,895 | 43.42 | 388 | 2.44 |
| Totales del Municipio | 19,314 | 10,673 | 55.26 | 8,164 | 42.27 | 477 | 2.47 |

| Sabana Grande | Total | PPD | | PNP | | PIP | |
|------------------------------|---------------|----------------------|--------------|----------------------|--------------|-------------------------|-------------|
| | | Miguel (Papín) Ortiz | | Alex López Rodríguez | | José (Maché) Ortiz Lugo | |
| | | Votos | Por ciento | Votos | Por ciento | Votos | Por ciento |
| Sabana Grande 049 | 11,964 | 6,668 | 55.73 | 4,979 | 41.62 | 317 | 2.65 |
| Totales del Municipio | 11,964 | 6,668 | 55.73 | 4,979 | 41.62 | 317 | 2.65 |

| Salinas | Total | PPD | | PNP | | PIP | |
|------------------------------|---------------|-----------------------|--------------|------------------|--------------|------------------------|-------------|
| | | Karilyn Bonilla Colón | | Rafael Picó Seda | | Victor Alvarado Guzmán | |
| | | Votos | Por ciento | Votos | Por ciento | Votos | Por ciento |
| Salinas 078 | 11,342 | 7,150 | 63.04 | 3,884 | 34.24 | 308 | 2.72 |
| Salinas 085 | 1,508 | 936 | 62.07 | 533 | 35.34 | 39 | 2.59 |
| Totales del Municipio | 12,850 | 8,086 | 62.93 | 4,417 | 34.37 | 347 | 2.70 |

| San Germán | Total | PPD | | PNP | | PIP | |
|------------------------------|---------------|------------------------|--------------|--------------------------|--------------|---------------------------|-------------|
| | | Isidro Negrón Irizarry | | Virgilio Olivera Olivera | | Gregorio Oliveras Llantín | |
| | | Votos | Por ciento | Votos | Por ciento | Votos | Por ciento |
| San Germán 043 | 3,949 | 1,997 | 50.57 | 1,859 | 47.08 | 93 | 2.36 |
| San Germán 044 | 11,363 | 6,404 | 56.36 | 4,569 | 40.21 | 390 | 3.43 |
| Totales del Municipio | 15,312 | 8,401 | 54.87 | 6,428 | 41.98 | 483 | 3.15 |

| San Juan | Total | PPD | | PNP | | PIP | | PPT | |
|------------------------------|----------------|------------------------|--------------|-----------------|--------------|-----------------------|-------------|----------------------|-------------|
| | | Carmen Yulin Cruz Soto | | Leo Díaz Urbina | | Adrián González Costa | | Antonio Carmona Báez | |
| | | Votos | Por ciento | Votos | Por ciento | Votos | Por ciento | Votos | Por ciento |
| San Juan 001 | 33,051 | 16,099 | 48.71 | 15,784 | 47.76 | 860 | 2.60 | 308 | 0.93 |
| San Juan 002 | 33,431 | 18,865 | 56.43 | 13,290 | 39.75 | 975 | 2.92 | 301 | 0.90 |
| San Juan 003 | 32,778 | 16,689 | 50.92 | 14,914 | 45.50 | 888 | 2.71 | 287 | 0.88 |
| San Juan 004 | 39,542 | 21,031 | 53.19 | 16,938 | 42.84 | 1,229 | 3.11 | 344 | 0.87 |
| San Juan 005 | 11,199 | 6,124 | 54.68 | 4,728 | 42.22 | 275 | 2.46 | 72 | 0.64 |
| Totales del Municipio | 150,001 | 78,808 | 52.54 | 65,654 | 43.77 | 4,227 | 2.82 | 1,312 | 0.87 |

| San Lorenzo | Total | PPD | | PNP | | PIP | |
|------------------------------|---------------|------------------------|--------------|--------------------|--------------|----------------------|-------------|
| | | José (Joe) Román Abreu | | Omar Galarza Pagán | | José Raúl Dávila Jr. | |
| | | Votos | Por ciento | Votos | Por ciento | Votos | Por ciento |
| San Lorenzo 086 | 9,157 | 5,177 | 56.54 | 3,803 | 41.53 | 177 | 1.93 |
| San Lorenzo 087 | 10,118 | 5,822 | 57.54 | 4,164 | 41.15 | 132 | 1.30 |
| Totales del Municipio | 19,275 | 10,999 | 57.06 | 7,967 | 41.33 | 309 | 1.60 |

| San Sebastián | Total | PPD | | PNP | | PIP | |
|------------------------------|---------------|------------------|--------------|----------------|--------------|--------------------------|-------------|
| | | Samuel Vega Orta | | Javier Jiménez | | Pedro Juan Méndez Acosta | |
| | | Votos | Por ciento | Votos | Por ciento | Votos | Por ciento |
| San Sebastián 033 | 19,570 | 5,755 | 29.41 | 13,277 | 67.84 | 538 | 2.75 |
| Totales del Municipio | 19,570 | 5,755 | 29.41 | 13,277 | 67.84 | 538 | 2.75 |

| Santa Isabel | Total | PPD | | PNP | | PIP | |
|------------------------------|---------------|-----------------|--------------|----------------------------------|--------------|--------------------------|-------------|
| | | Marcos Martínez | | Enrique Quique Questell Alvarado | | Héctor Mercado (Cornier) | |
| | | Votos | Por ciento | Votos | Por ciento | Votos | Por ciento |
| Santa Isabel 067 | 10,077 | 4,734 | 46.98 | 5,174 | 51.34 | 169 | 1.68 |
| Totales del Municipio | 10,077 | 4,734 | 46.98 | 5,174 | 51.34 | 169 | 1.68 |

| Toa Alta | Total | PPD | | PNP | | PIP | |
|------------------------------|---------------|-------------------------|--------------|----------------------|--------------|---------------------------|-------------|
| | | Clemente (Chito) Agosto | | Ángel Gary Rodríguez | | Ediberto (Beto) Rodríguez | |
| | | Votos | Por ciento | Votos | Por ciento | Votos | Por ciento |
| Toa Alta 013 | 28,701 | 14,870 | 51.81 | 13,186 | 45.94 | 645 | 2.25 |
| Totales del Municipio | 28,701 | 14,870 | 51.81 | 13,186 | 45.94 | 645 | 2.25 |

continuación; VOTOS PARA CANDIDATOS A CARGOS MUNICIPALES / ALCALDE

| Toa Baja | Total | PPD | | PNP | | PIP | |
|------------------------------|---------------|-------------------------------|--------------|---------------------------|--------------|----------------------|-------------|
| | | Carlos Juan Costales González | | Bernardo (Betito) Márquez | | Justo Lozada Sánchez | |
| | | Votos | Por ciento | Votos | Por ciento | Votos | Por ciento |
| Toa Baja 014 | 34,439 | 7,986 | 23.19 | 25,544 | 74.17 | 909 | 2.64 |
| Totales del Municipio | 34,439 | 7,986 | 23.19 | 25,544 | 74.17 | 909 | 2.64 |

| Trujillo Alto | Total | PPD | | PNP | | PIP | |
|------------------------------|---------------|---------------------|--------------|------------------|--------------|-----------------|-------------|
| | | José Luis Cruz Cruz | | Emmanuel Huertas | | Wanda N. Alemán | |
| | | Votos | Por ciento | Votos | Por ciento | Votos | Por ciento |
| Trujillo Alto 109 | 13,703 | 8,557 | 62.45 | 4,379 | 31.96 | 767 | 5.60 |
| Trujillo Alto 110 | 14,894 | 9,582 | 64.33 | 4,646 | 31.19 | 666 | 4.47 |
| Totales del Municipio | 28,597 | 18,139 | 63.43 | 9,025 | 31.56 | 1,433 | 5.01 |

| Utua | Total | PPD | | PNP | | PIP | |
|------------------------------|---------------|-------------------------------|--------------|-----------------|--------------|---------------------|-------------|
| | | Ernesto Samuel Irizarry Salva | | Jonathan Tossas | | Jean Viruet Serrano | |
| | | Votos | Por ciento | Votos | Por ciento | Votos | Por ciento |
| Utua 054 | 15,600 | 8,181 | 52.44 | 7,247 | 46.46 | 172 | 1.10 |
| Totales del Municipio | 15,600 | 8,181 | 52.44 | 7,247 | 46.46 | 172 | 1.10 |

| Vega Alta | Total | PPD | | PNP | | PIP | |
|------------------------------|---------------|----------------------|--------------|--------------------------|--------------|-----------------------------|-------------|
| | | Oscar (Can) Santiago | | Isabelo (Chabelo) Molina | | Luis Felipe Mercado Rosario | |
| | | Votos | Por ciento | Votos | Por ciento | Votos | Por ciento |
| Vega Alta 016 | 11,669 | 5,383 | 46.13 | 6,000 | 51.42 | 286 | 2.45 |
| Vega Alta 017 | 3,730 | 2,224 | 59.62 | 1,450 | 38.87 | 56 | 1.50 |
| Totales del Municipio | 15,399 | 7,607 | 49.40 | 7,450 | 48.38 | 342 | 2.22 |

| Vega Baja | Total | PPD | | PNP | | PIP | |
|------------------------------|---------------|--------------------|--------------|--------------|--------------|-------------------------|-------------|
| | | Marcos Cruz Molina | | José Galán | | Yalivette Valentin Vega | |
| | | Votos | Por ciento | Votos | Por ciento | Votos | Por ciento |
| Vega Baja 018 | 11,551 | 7,795 | 67.48 | 3,576 | 30.96 | 180 | 1.56 |
| Vega Baja 019 | 13,264 | 8,995 | 67.82 | 3,989 | 30.07 | 280 | 2.11 |
| Totales del Municipio | 24,815 | 16,790 | 67.66 | 7,565 | 30.49 | 460 | 1.85 |

| Vieques | Total | PPD | | PNP | | PIP | | INDPTE | |
|------------------------------|--------------|------------------|--------------|------------------------|--------------|-----------------------|-------------|-----------------------|-------------|
| | | Víctor M. Emeric | | Evelyn Delorme Camacho | | Indalecio Tirado Rosa | | Teodoro Escobar Ayala | |
| | | Votos | Por ciento | Votos | Por ciento | Votos | Por ciento | Votos | Por ciento |
| Vieques 096 | 3,947 | 2,215 | 56.12 | 1,505 | 38.13 | 46 | 1.17 | 181 | 4.59 |
| Totales del Municipio | 3,947 | 2,215 | 56.12 | 1,505 | 38.13 | 46 | 1.17 | 181 | 4.59 |

| Villalba | Total | PPD | | PNP | | PIP | |
|------------------------------|---------------|------------------------------------|--------------|----------------------|--------------|----------------------|-------------|
| | | Luis Javier (Javy) Hernández Ortiz | | Melvin Vázquez Roche | | Neisha Vázquez Muñoz | |
| | | Votos | Por ciento | Votos | Por ciento | Votos | Por ciento |
| Villalba 065 | 15,237 | 7,702 | 50.55 | 7,367 | 48.35 | 168 | 1.10 |
| Totales del Municipio | 15,237 | 7,702 | 50.55 | 7,367 | 48.35 | 168 | 1.10 |

| Yabucoa | Total | PPD | | PNP | | PIP | |
|------------------------------|---------------|-----------------------|--------------|-----------------------|--------------|------------------------------|-------------|
| | | Rafael (Rafy) Surillo | | Javier Colón González | | Ángel Luis (Mr. Colón) Colón | |
| | | Votos | Por ciento | Votos | Por ciento | Votos | Por ciento |
| Yabucoa 093 | 18,277 | 10,416 | 56.99 | 7,651 | 41.86 | 210 | 1.15 |
| Totales del Municipio | 18,277 | 10,416 | 56.99 | 7,651 | 41.86 | 210 | 1.15 |

| Yauco | Total | PPD | | PNP | | PIP | |
|------------------------------|---------------|---------------------------|--------------|----------------------|--------------|------------------------|-------------|
| | | Pedro Jaime Torres Rivera | | Ángel (Luigi) Torres | | Luis (Luiche) Santiago | |
| | | Votos | Por ciento | Votos | Por ciento | Votos | Por ciento |
| Yauco 051 | 7,011 | 2,291 | 32.68 | 4,427 | 63.14 | 293 | 4.18 |
| Yauco 052 | 11,672 | 4,190 | 35.90 | 6,928 | 59.36 | 554 | 4.75 |
| Totales del Municipio | 18,683 | 6,481 | 34.69 | 11,355 | 60.78 | 847 | 4.53 |

VOTOS PARA CANDIDATOS A CARGOS MUNICIPALES LEGISLADORES MUNICIPALES

Adjuntas

| Electos* | Nombre de los Candidatos | Partido | Votos |
|----------|----------------------------------|---------|-------|
| 1. | Noralys Lamboy López | PNP | 5,595 |
| 2. | Enrique Puig Colón | PNP | 5,537 |
| 3. | Arcelio González Vélez | PNP | 5,517 |
| 4. | Deborah Antongiorgi Santiago | PNP | 5,499 |
| 5. | Verónica López Callejo | PNP | 5,498 |
| 6. | Aida Mirta Rivera Irizarry | PNP | 5,488 |
| 7. | Leonides Torre Avilés | PNP | 5,486 |
| 8. | Illis S. Rivera Rodríguez | PNP | 5,466 |
| 9. | Oscar Lionel Orengo Torres | PNP | 5,448 |
| 10. | Javier Lamboy Hernández | PPD | 3,631 |
| 11. | Cristina María Santiago Riutort | PPD | 3,579 |
| | Waleska Ivelisse Zayas Hernandez | PPD | 3,562 |
| | Jaime Dario Vélez Ramos | PPD | 3,557 |
| | Samuel (Samuelito) Pérez Colón | PPD | 3,552 |
| | Félix Alberto Santiago Román | PPD | 3,529 |
| | Héctor Pedro Torres García | PPD | 3,521 |
| | Maruxa Díaz Pagan | PPD | 3,501 |
| | Ernesto L. Santiago Figueroa | PPD | 3,436 |
| 12. | Carlos Antonio Sanabria Plaza | PIP | 296 |
| | Elizabeth Massol Santana | PIP | 274 |
| | Carmen María Rivera Rivera | PIP | 271 |
| | Doel Antonio Lugo Irizarry | PIP | 269 |
| | Carmen Cotty Pabón | PIP | 261 |
| | Madeline Massol Ortiz | PIP | 254 |
| | Mariella Angelique Negro Vega | PIP | 218 |
| | Manuel Anzalota Rodríguez | PIP | 207 |
| | José Rodríguez Pabón | PIP | 203 |
| | Tery Angeli Vélez Lamboy | PPT | 90 |
| | Nominación(es) Directa(s) | Otros | 187 |

Aguada

| Electos* | Nombre de los Candidatos | Partido | Votos |
|----------|------------------------------|---------|-------|
| 1. | Wilbert Nieves Chaparro | PNP | 9,232 |
| 2. | Hilda Rosa García | PNP | 9,190 |
| 3. | María Del C. Román Santiago | PNP | 9,134 |
| 4. | Diana Galloza Ramírez | PNP | 9,102 |
| 5. | Berenith Román Valle | PNP | 9,054 |
| 6. | Enrique Santiago Chaparro | PNP | 9,017 |
| 7. | Wesley Vega López | PNP | 9,017 |
| 8. | Christian Joel Pérez Cardona | PNP | 9,011 |
| 9. | Luis A. Negrón Feliciano | PNP | 9,007 |
| 10. | Osvaldo Sánchez Galloza | PNP | 9,001 |
| 11. | Arcelia Figueroa Varela | PNP | 8,987 |

| | | | |
|-----|--------------------------------|-------|-------|
| 12. | Aurelio López Hernández | PNP | 8,920 |
| 13. | Gaddiel Feliciano Rivera | PNP | 8,882 |
| 14. | Miguel A Ruiz Acevedo | PPD | 8,128 |
| 15. | Christian Cortés Feliciano | PPD | 8,102 |
| | José E. González Lorenzo | PPD | 8,057 |
| | Nilsa Cruz Varela | PPD | 8,031 |
| | César Mercado Cuevas | PPD | 7,993 |
| | Héctor Manuel Aponte Hernández | PPD | 7,981 |
| | Luis A Acevedo Jiménez | PPD | 7,978 |
| | Efraín Acevedo Rivera | PPD | 7,969 |
| | Obdulía Ruiz Soto | PPD | 7,940 |
| | Ricardo Villanueva Cortes | PPD | 7,930 |
| | Francisco S Bonilla Gonzalez | PPD | 7,912 |
| | Heri Antonio Soto Lopez | PPD | 7,887 |
| | Iván Ramírez Valle | PPD | 7,721 |
| 16. | Héctor E. González Moret | PIP | 766 |
| | Evaristo Quiñones Ruiz | PIP | 718 |
| | Sonia Muñoz Lorenzo | PIP | 577 |
| | Cristian Lorenzo Lorenzo | PIP | 554 |
| | Valerie Román Echevarría | PIP | 539 |
| | Olga Lydia Morales Carrero | PIP | 524 |
| | Jorge Luis Agudo Santoni | PIP | 524 |
| | Elba (Mabel) Quiñones Rosado | PIP | 522 |
| | Myma Grisel Méndez González | PIP | 512 |
| | Carmen María Echevarría Soto | PIP | 512 |
| | Carmen Martínez Rosario | PIP | 496 |
| | Luis González Ruiz | PIP | 468 |
| | Angélica Marie Colón Agront | PPT | 449 |
| | Rafael Roger Alfaro | PIP | 441 |
| | Nominación(es) Directa(s) | Otros | 87 |

Aguadilla

| Electos* | Nombre de los Candidatos | Partido | Votos |
|----------|---------------------------------|---------|--------|
| 1. | Rafael A. Fernández Nadal | PNP | 12,529 |
| 2. | Mirta Sotomayor González | PNP | 12,501 |
| 3. | Davis González Pumarejo | PNP | 12,484 |
| 4. | Edwin Matos Cardona | PNP | 12,478 |
| 5. | Mirelys Cruz Cortés | PNP | 12,472 |
| 6. | Ana Nilsa Méndez Barreto | PNP | 12,454 |
| 7. | Evelyn Hernández Talavera | PNP | 12,449 |
| 8. | Julianna María Aldarondo Vargas | PNP | 12,429 |
| 9. | Alberto Luis Torres Torres | PNP | 12,428 |
| 10. | José R. Barradas Mejías | PNP | 12,428 |
| 11. | Isabel Gómez Ortiz | PNP | 12,426 |
| 12. | David Morales Feliciano | PNP | 12,369 |
| 13. | Melvin Barreto Ruiz | PNP | 12,198 |
| 14. | Milton Morales Perez | PPD | 6,601 |
| 15. | Miriam Torres Ramos | PPD | 6,450 |
| | José A Benedetti Galarza | PPD | 6,444 |
| | Noemi Cabrera Garces | PPD | 6,437 |
| | Luis Antonio Ferrer Rivera | PPD | 6,431 |

| | | | |
|-----|--------------------------------|--------|-------|
| | Nitzaida Quintana Ramos | PPD | 6,422 |
| | Omar Javier González Medina | PPD | 6,408 |
| | Wilson Morales Pedroza | PPD | 6,384 |
| | Soniris Irizarry Gonzalez | PPD | 6,376 |
| | Monserate Ramos Sein | PPD | 6,370 |
| | Rafael Valle Ortiz | PPD | 6,364 |
| | Luis Alfredo Acevedo Mendez | PPD | 6,327 |
| | David Elias Rodriguez Ramos | PPD | 6,290 |
| 16. | Eliezer Rios Santiago | PIP | 673 |
| | Mildred Cintrón Alemañy | PIP | 615 |
| | Michelle Adel Alers Méndez | PIP | 600 |
| | Jesús Manuel Alers Méndez | PIP | 593 |
| | Brunilda Sanabria Mercado | PIP | 587 |
| | Lilia M. Otero Rodríguez | PIP | 582 |
| | Héctor Manuel Rivera Viera | PIP | 571 |
| | Osvaldo Nieves Vélez | PIP | 555 |
| | Melquiades Cruz Hernández | PIP | 542 |
| | Arayaveska Soto Sanabria | PIP | 540 |
| | Héctor E. Águila García | PIP | 534 |
| | Ana Lydia Blas Rosado | PIP | 533 |
| | Edwin Daniel Díaz González | PIP | 519 |
| | Carlos Enrique Hernández Ponce | PPT | 315 |
| | Xavier Colon Maldonado | INDPTE | 276 |
| | Evie Maldonado Gonzalez | INDPTE | 259 |
| | Reinaldo Hernandez Morales | INDPTE | 254 |
| | Nominación(es) Directa(s) | Otros | 182 |

Aguas Buenas

| Electos* | Nombre de los Candidatos | Partido | Votos |
|----------|-------------------------------|---------|-------|
| 1. | Kelvin Luis Ortiz Vergara | PNP | 6,895 |
| 2. | Aida M. Urbina Rivas | PNP | 6,857 |
| 3. | Rafael Medina López | PNP | 6,840 |
| 4. | María Quiles Torres | PNP | 6,836 |
| 5. | José B. Canino Laporte | PNP | 6,825 |
| 6. | Aurea E. Rivera Colón | PNP | 6,801 |
| 7. | Miguel Resto Mejías | PNP | 6,787 |
| 8. | Rubén Alfonso Pérez Hernández | PNP | 6,785 |
| 9. | Ángel Luis Merced Rosario | PNP | 6,765 |
| 10. | José Manuel Sánchez Pérez | PNP | 6,735 |
| 11. | Edward Alvarado Rivera | PNP | 6,716 |
| 12. | Nayda Rodríguez Hernández | PPD | 3,544 |
| 13. | Rafael Angel Cardona Carvajal | PPD | 3,541 |
| | Luis Angel Hernandez Lopez | PPD | 3,520 |
| | Emma L. Nevarez Torres | PPD | 3,495 |
| | Harry Olivero Rodriguez | PPD | 3,492 |
| | Carmen J Alamo Ortiz | PPD | 3,487 |
| | Edmundo Cid Nieves | PPD | 3,486 |
| | Idania Lee Oyola | PPD | 3,478 |
| | Marangely Urtiadez Rodriguez | PPD | 3,471 |
| | Fernando Ortiz Fontanez | PPD | 3,469 |
| | Angel Luis Marquez | PPD | 3,401 |

* NOTA: Los candidatos enumerados fueron certificados electos.

continuación; VOTOS PARA CANDIDATOS A CARGOS MUNICIPALES / LEGISLADORES MUNICIPALES

| | | | |
|-----|---------------------------------|-------|-------|
| 14. | Roberto Velázquez Nieves | PIP | 1,023 |
| | Cindaly Cancel Negrón | PIP | 957 |
| | Reina Eugenia Velázquez Correa | PIP | 941 |
| | Edna Matos Cruz | PIP | 917 |
| | Melvin Negrón Rivera | PIP | 909 |
| | Luz María Rosa Reyes | PIP | 904 |
| | Sianais Ocasio Coriano | PIP | 903 |
| | María Milagros Molina Nuñez | PIP | 892 |
| | Luis Ángel Malave Ramos | PIP | 890 |
| | Juan R. Valdés Sierra | PIP | 886 |
| | Juan Francisco Hernández Mattos | PIP | 884 |
| | Nominación(es) Directa(s) | Otros | 52 |

Aibonito

| Electos* | Nombre de los Candidatos | Partido | Votos |
|----------|---------------------------------------|---------|-------|
| 1. | Carmen María Ayala Rosado | PNP | 6,658 |
| 2. | Santos Solivan Rolón | PNP | 6,653 |
| 3. | Gerardo Zayas Martínez | PNP | 6,643 |
| 4. | Wilfredo Tristani Rodríguez | PNP | 6,626 |
| 5. | Noel (Caculito) Morales Rivera | PNP | 6,621 |
| 6. | Miguel (Tato) Bisbal | PNP | 6,615 |
| 7. | Humberto (Berty) Cruz Fuentes | PNP | 6,568 |
| 8. | Marta V. González Rodríguez | PNP | 6,541 |
| 9. | Edgardo (Egui) Medina Rolón | PNP | 6,422 |
| 10. | Carlos R. Colón Miranda | PNP | 6,300 |
| 11. | Ricardo Rolón Morales | PNP | 6,277 |
| 12. | Tomas (Tommy) Alvarado Colon | PPD | 3,754 |
| 13. | Jose A Veguilla Cartagena | PPD | 3,604 |
| | Joanna M Rodriguez Nieves | PPD | 3,549 |
| | Ruth Delia Rivera Cabrera | PPD | 3,484 |
| | Samuel Vazquez Rosado | PPD | 3,438 |
| | Carlos Alexis Colon Benitez | PPD | 3,397 |
| | Myleishka Torres Agosto | PPD | 3,396 |
| | Brian Sanchez Rolon | PPD | 3,379 |
| | Julio Rodriguez Jr Landin | PPD | 3,337 |
| | Gloria Hayde Hernandez Rivera | PPD | 3,331 |
| | Roberto Colón Morales | PPD | 3,308 |
| 14. | Michelle Martínez Rivera | PIP | 552 |
| | Peter Mario Mattina | PIP | 545 |
| | Lymari Collazo Reyes | PIP | 495 |
| | Efrain Rivera Ortiz | PIP | 494 |
| | Jose Agustín De La Texera Rojas | PIP | 478 |
| | Lizzette Collazo Reyes | PIP | 454 |
| | Jaime Rivera Ortiz | PIP | 422 |
| | Francisco Javier González Rosario | PIP | 401 |
| | Juan Alberto Collazo Pagán | PIP | 398 |
| | Ariana Enid Vega Rodríguez | PIP | 376 |
| | Nominación(es) Directa(s) | Otros | 70 |

Añasco

| Electos* | Nombre de los Candidatos | Partido | Votos |
|----------|-------------------------------------|---------|-------|
| 1. | Waleska Aviles Medina | PPD | 6,551 |
| 2. | Reinaldo Irizarry Ruiz | PPD | 6,547 |
| 3. | Maridan Hernandez Lamberty | PPD | 6,479 |
| 4. | Gerardo (Gery) Vega | PPD | 6,476 |
| 5. | Pedro Nieves Sanchez | PPD | 6,475 |
| 6. | Wilson Ramos Rodriguez | PPD | 6,465 |
| 7. | Pablo Israel Guash Vega | PPD | 6,448 |
| 8. | María A Ortiz Sanchez | PPD | 6,441 |
| 9. | Milagros Velez Alvarez | PPD | 6,432 |
| 10. | Americo Sanchez | PPD | 6,424 |
| 11. | Elsa N Perez Roman | PPD | 6,367 |
| 12. | David (Kimby) Cruz | PNP | 5,848 |
| 13. | Francisco Ruiz (Jr. Pistola) | PNP | 5,846 |
| | Abraham (Alex) Valentín | PNP | 5,788 |
| | Juan Morales Lugo | PNP | 5,776 |
| | María Del Carmen Rivera Cancel | PNP | 5,744 |
| | Samuel Salazar Soto | PNP | 5,737 |
| | Diana M. Cortés Mangual | PNP | 5,736 |
| | Brendalee Torrellas González | PNP | 5,721 |
| | Roberto Talavera Soto | PNP | 5,721 |
| | Luis Oscar Aldebol Aldea | PNP | 5,691 |
| | Gerardo Antonio Méndez Morales | PNP | 5,659 |
| 14. | Daizabath M. Fred García | PIP | 344 |
| | Jaime Luis Vargas Fernández | PIP | 269 |
| | Génesis Colón García | PIP | 267 |
| | Rafael Salas Chaparro | PIP | 261 |
| | Carlos Urayoan Santiago García | PIP | 258 |
| | José L. Pérez Cortés | PIP | 252 |
| | Roberto Ayala Torres | PIP | 250 |
| | Juan M. Valentín Feliciano | PIP | 249 |
| | José M. Benítez Vivas | PIP | 232 |
| | José García Ramírez | PIP | 224 |
| | Jorge L. Carreras Rodríguez | PPT | 161 |
| | Nominación(es) Directa(s) | Otros | 84 |

Arecibo

| Electos* | Nombre de los Candidatos | Partido | Votos |
|----------|-------------------------------------------|---------|--------|
| 1. | Cynthia Marie Garrastegui Martínez | PNP | 23,134 |
| 2. | David Azzaro Gonzalez | PNP | 22,993 |
| 3. | Brenda Pérez Soto | PNP | 22,974 |
| 4. | Héctor 'Gaby' González López | PNP | 22,952 |
| 5. | Sol Amparo Rivera López | PNP | 22,929 |
| 6. | Jorge M. Jiménez Martínez | PNP | 22,916 |
| 7. | Wilson Benito Marrero Pérez | PNP | 22,888 |
| 8. | Héctor Martínez Centeno | PNP | 22,868 |
| 9. | Elsyres Santiago López | PNP | 22,851 |
| 10. | Wilfredo Ríos Rosario | PNP | 22,849 |
| 11. | Edgar Ortiz Ahorrio | PNP | 22,794 |
| 12. | Carmelo Suárez Rivera | PNP | 22,736 |
| 13. | Tamara Ivette Silva Llanera | PNP | 22,563 |

| | | | |
|-----|-----------------------------------|-------|-------|
| 14. | Orlando J. Colón Soto | PPD | 9,354 |
| 15. | María Gonzalez Colon | PPD | 9,342 |
| | Joaquin Faria Serrano | PPD | 9,306 |
| | Ivelisse Arroyo Aguirrechea | PPD | 9,293 |
| | Virgilio Jr. Gonzalez Perez | PPD | 9,274 |
| | Rita M Arrigoitia Pargas | PPD | 9,273 |
| | Joshuan R. Feliciano Cosme | PPD | 9,225 |
| | Nelson Isaac Rivera Soto | PPD | 9,201 |
| | Pedro J Vega Torres | PPD | 9,183 |
| | Rolando Serrano Acevedo | PPD | 9,168 |
| | Ivan Jose Nora Lezcano | PPD | 9,161 |
| | Carlos Alberto Rodriguez Casanova | PPD | 9,068 |
| | Diana S Soto Acosta | PPD | 9,034 |
| 16. | Apollinar Cintrón Pérez | PIP | 1,347 |
| | Marta L. Lima Miranda | PIP | 1,314 |
| | Juan Manuel Mercado Nieves | PIP | 1,280 |
| | Alexandra Reyes Delgado | PIP | 1,219 |
| | Melissa Marie Villanueva Sánchez | PIP | 1,195 |
| | Guimazoa Miranda Hernández | PIP | 1,192 |
| | Héctor Guillermo Díaz Tapia | PIP | 1,174 |
| | Juan Chacón Soto | PIP | 1,147 |
| | Luis F. Mercado Méndez | PIP | 1,146 |
| | Gabriela Reyes Delgado | PIP | 1,141 |
| | Ramón Luis Ruiz González | PIP | 1,137 |
| | Pedro Sebastien Ortiz Marrero | PIP | 1,102 |
| | José A. Marrero Rodríguez | PIP | 1,102 |
| | Nominación(es) Directa(s) | Otros | 149 |

Arroyo

| Electos* | Nombre de los Candidatos | Partido | Votos |
|----------|-----------------------------------------|---------|-------|
| 1. | Américo Guzmán Caraballo | PPD | 4,287 |
| 2. | Manuel Ortiz Cruz | PPD | 4,271 |
| 3. | José A. Bilbraut Montañez (Aeto) | PPD | 4,266 |
| 4. | José Cheo Cora | PPD | 4,261 |
| 5. | Norka I. Hernández Quirindongo | PPD | 4,257 |
| 6. | Angel L. Ramos Gonzalez | PPD | 4,247 |
| 7. | Cesar (Panchito) Díaz | PPD | 4,235 |
| 8. | Jose A. Díaz Peña | PPD | 4,234 |
| 9. | Victor Juan (Tito) Bilbraut Cora | PPD | 4,192 |
| 10. | Eduardo (Edwin) Sánchez | PNP | 3,664 |
| 11. | Armando Sánchez Nazario | PNP | 3,631 |
| | Norberto Morales Valles | PNP | 3,625 |
| | Reyes A. Defendini Rivera | PNP | 3,618 |
| | Margaret Torres Rivera | PNP | 3,613 |
| | Andrés (Andri) Ramos | PNP | 3,613 |
| | Auristella (Tita) Figueroa | PNP | 3,599 |
| | Carlos (Pareja) Morales | PNP | 3,596 |
| | Wilfredo Rivera Valentín | PNP | 3,525 |
| 12. | Verónica Cora | PIP | 291 |
| | Justo Enrique Echevarría Figueroa | PIP | 266 |
| | Miguel Adolfo Sánchez Clavell | PIP | 245 |

* NOTA: Los candidatos enumerados fueron certificados electos.

continuación; VOTOS PARA CANDIDATOS A CARGOS MUNICIPALES / LEGISLADORES MUNICIPALES

Arroyo

| | | |
|-----------------------------------|-------|-----|
| Frances Jomary De Jesús Velázquez | PIP | 241 |
| Tomás O. Rodríguez Acosta | PIP | 236 |
| José Iván Díaz De Jesús | PIP | 223 |
| Carmen María De Jesús Figueroa | PIP | 222 |
| Fredy Manuel Feliciano Márquez | PIP | 217 |
| Samuel Serrano Rivera | PIP | 209 |
| Nominación(es) Directa(s) | Otros | 5 |

Barceloneta

| Electos* | Nombre de los Candidatos | Partido | Votos |
|----------|----------------------------------|---------|-------|
| 1. | Nestor Vargas Feliciano | PPD | 5,759 |
| 2. | Joseline Rivera Rosario | PPD | 5,759 |
| 3. | Amadis Cruz (Sin Impedimentos) | PPD | 5,706 |
| 4. | Baltazar Sanchez Serrano | PPD | 5,701 |
| 5. | Felix Hiram Ramirez Torres | PPD | 5,700 |
| 6. | Milagros Batista Cordero | PPD | 5,698 |
| 7. | María Miranda | PPD | 5,664 |
| 8. | Felix (Popo) Vargas | PPD | 5,664 |
| 9. | Miguel (Papoli) Ramos | PPD | 5,655 |
| 10. | Raul Javier Rodríguez Vidal | PPD | 5,614 |
| 11. | Emma Cancel Marquez | PPD | 5,442 |
| 12. | Luis Felipe Cabrera Cancel | PNP | 4,578 |
| 13. | Juan Portalatín Rosario | PNP | 4,465 |
| | Maribel Calderón Colón | PNP | 4,459 |
| | Neftali Cruz Negrón | PNP | 4,408 |
| | Yomara Guanina Salcedo Santiago | PNP | 4,406 |
| | Héctor Y. López Pelet | PNP | 4,396 |
| | José Antonio Meléndez Bravo | PNP | 4,362 |
| | Rolando Antonio Arroyo Meléndez | PNP | 4,359 |
| | Ángel Alberto Rivera Vargas | PNP | 4,332 |
| | Hilario Gil Mercedes | PNP | 4,253 |
| | Narciso Goñez Goñez | PNP | 4,169 |
| 14. | Adalberto Luis Rodríguez Galarza | PIP | 269 |
| | Juan Rivera Matías | PIP | 209 |
| | Carla Patricia Matos Olmo | PIP | 209 |
| | Elsa N. Figueroa Ríos | PIP | 208 |
| | Guarionex Albizu Acosta Figueroa | PIP | 199 |
| | Dolly Janet Rodríguez Aguayo | PIP | 190 |
| | Carmen Enid Echevarría González | PIP | 187 |
| | Manuel A. Del Olmo Olmo | PIP | 185 |
| | Jorge A. Rosario Galíndez | PIP | 182 |
| | Luis A. Urbistondo González | PIP | 181 |
| | Carmen Clotilde González Colón | PIP | 164 |
| | Nominación(es) Directa(s) | Otros | 296 |

Barranquitas

| Electos* | Nombre de los Candidatos | Partido | Votos |
|----------|----------------------------|---------|-------|
| 1. | María I. Torres González | PNP | 7,851 |
| 2. | Jacinto Santos Colón | PNP | 7,837 |
| 3. | Juan Carlos Torres Cintrón | PNP | 7,833 |

| | | | |
|-----|---------------------------------|-------|-------|
| 4. | Jose Martín González Santos | PNP | 7,812 |
| 5. | Alberto Luis Rosario Rivera | PNP | 7,806 |
| 6. | Jovita Flores Palos | PNP | 7,800 |
| 7. | Miguel Ángel Santini Colón | PNP | 7,800 |
| 8. | José L. Alvarado Arroyo | PNP | 7,799 |
| 9. | Rafael Rodríguez Santiago | PNP | 7,799 |
| 10. | Valeria Marie González Oliveras | PNP | 7,798 |
| 11. | Viviana López Martínez | PNP | 7,735 |
| 12. | Kelvin Martin Melendez Cruz | PPD | 4,958 |
| 13. | Hector Luis Santiago Torres | PPD | 4,954 |
| | Leyda Marrero Vargas | PPD | 4,929 |
| | Jacqueline Berrios Rivera | PPD | 4,925 |
| | Awilda Rodríguez Rosado | PPD | 4,923 |
| | Carlos R Colon Rosario | PPD | 4,914 |
| | Josellito Santiago Ortiz | PPD | 4,910 |
| | Francisco J Garay Font | PPD | 4,908 |
| | Hector Javier Rodríguez Santos | PPD | 4,902 |
| | Angel M Rios Torres | PPD | 4,881 |
| | Nereida Pagan Alvarado | PPD | 4,848 |
| 14. | Arnaldo Berrios López | PIP | 429 |
| | María De Los A. Zayas Rodríguez | PIP | 390 |
| | Angélica Zayas Maldonado | PIP | 380 |
| | Edna Iris Meléndez Berrios | PIP | 365 |
| | Brunilda Zayas Rodríguez | PIP | 365 |
| | Israel Ríos López | PIP | 349 |
| | Orestes Alicea Ortiz | PIP | 347 |
| | Glorimar Meléndez Berrios | PIP | 347 |
| | Jorge Luis Colón Rodríguez | PIP | 340 |
| | Luz Raquel Noque Figueroa | PIP | 333 |
| | Amoz Rivera Vázquez | PIP | 310 |
| | Nominación(es) Directa(s) | Otros | 30 |

Bayamón

| Electos* | Nombre de los Candidatos | Partido | Votos |
|----------|----------------------------------|---------|--------|
| 1. | Magaly Rivera Rivera | PNP | 48,325 |
| 2. | Angel D. Figueroa Cruz | PNP | 48,150 |
| 3. | Ángel Jesús Vélez Vargas | PNP | 47,936 |
| 4. | Ana I. Colón Rivera | PNP | 47,903 |
| 5. | Manuel J. Camacho Córdova | PNP | 47,850 |
| 6. | Lilybeth Martínez Cosme | PNP | 47,833 |
| 7. | Rolando Meléndez Martínez | PNP | 47,818 |
| 8. | Magali Nieves Montalvo | PNP | 47,817 |
| 9. | Carmen J. Ingles Lucret | PNP | 47,801 |
| 10. | Jose A. Lugo Vega | PNP | 47,727 |
| 11. | Elba Pintado Meléndez | PNP | 47,689 |
| 12. | Jowen Santos Hilerio | PNP | 47,645 |
| 13. | Carlos Yamil Rivera Vázquez | PNP | 47,270 |
| 14. | Juan Ramon (Chiki) Torres Rivera | PPD | 20,117 |
| 15. | Erica Cristina Colon Ortega | PPD | 19,972 |
| | Eric Colon Rodriguez | PPD | 19,922 |
| | Emanuel Acosta Alvarado | PPD | 19,895 |

| | | | |
|-----|----------------------------------|-------|--------|
| | Sheiley Marie Huertas Alicea | PPD | 19,888 |
| | Yomarys Carlee Muñiz Rivera | PPD | 19,867 |
| | Erica Adelaida Colon Ortega | PPD | 19,833 |
| | Angel Antonio Cintron Rivera | PPD | 19,827 |
| | Zullymar Maldonado Rivera | PPD | 19,774 |
| | Luis Javier Echeagaray Lopez | PPD | 19,773 |
| | Juan Alexis Del Valle Melendez | PPD | 19,746 |
| | Turey Marie De Jesus Medina | PPD | 19,688 |
| | Wanda Ivelisse Hornedo Polanco | PPD | 19,600 |
| 16. | Annabelle Rivera Santiago | PIP | 3,378 |
| | Natalia Acosta Torres | PIP | 3,329 |
| | Carmen Socorro Guadalupe Allende | PIP | 3,273 |
| | María M. Rodríguez González | PIP | 3,241 |
| | Gladys Astacio Burgos | PIP | 3,224 |
| | Jesús Dávila Molina | PIP | 3,194 |
| | Rodrigo Báez Serrano | PIP | 3,188 |
| | Ramón Méndez Cruz | PIP | 3,156 |
| | Héctor M. Ocasio Andino | PIP | 3,092 |
| | Juan Héctor Matos Rodríguez | PIP | 3,020 |
| | Carlos G. Elías Velázquez | PIP | 3,008 |
| | Vidal Cintrón Marrero | PIP | 2,873 |
| | Reynaldo Merino Rivera | PIP | 2,821 |
| | Carmen J. Pagán Cabrera | PPT | 2,166 |
| | Juan Carlos Collazo Vázquez | PPT | 1,974 |
| | Nominación(es) Directa(s) | Otros | 775 |

Cabo Rojo

| Electos* | Nombre de los Candidatos | Partido | Votos |
|----------|-----------------------------------|---------|-------|
| 1. | Evelyn Alicea Gonzalez | PPD | 9,032 |
| 2. | Wilmer Morales Aymat | PPD | 8,922 |
| 3. | Josue Fas Ramirez | PPD | 8,907 |
| 4. | Roberto Franqui Palermo | PPD | 8,872 |
| 5. | Ermes Morales Matos | PPD | 8,858 |
| 6. | Efrain (Frau) Negrón Cruz | PPD | 8,799 |
| 7. | Damaris Toro Maldonado | PPD | 8,774 |
| 8. | Grelaine Rodriguez Feliciano | PPD | 8,769 |
| 9. | Monserate (Chispa) Aponte Ramirez | PPD | 8,767 |
| 10. | Gil G Jusino Mendez | PPD | 8,765 |
| 11. | Kebin Andres Maldonado Martiz | PPD | 8,742 |
| 12. | Alex G Piñeiro Andujar | PPD | 8,740 |
| 13. | Heriberto Jose Vargas Zapata | PPD | 8,696 |
| 14. | Agustin Silva Montalvo | PNP | 7,753 |
| 15. | María M. González Bracero | PNP | 7,673 |
| | Carlos R Wiscovich Teruel | PNP | 7,669 |
| | Adalberto Ramirez Ortiz | PNP | 7,666 |
| | Nereida Gelabert Cardoza | PNP | 7,665 |
| | Efren E Mangual Cordero | PNP | 7,654 |
| | Monserate Lozada Mercado | PNP | 7,579 |
| | Manuel Alejandr Padilla Flores | PNP | 7,576 |
| | Joanie Vélez Albino | PNP | 7,572 |
| | Migda Isabel Martínez Padilla | PNP | 7,564 |

* NOTA: Los candidatos enumerados fueron certificados electos.

continuación; VOTOS PARA CANDIDATOS A CARGOS MUNICIPALES / LEGISLADORES MUNICIPALES

| | | | |
|-----|------------------------------------|-------|-------|
| | Candido Rosado Acosta | PNP | 7,543 |
| | José Zavala Ramos | PNP | 7,490 |
| | Edwin Torres Ayala | PNP | 7,417 |
| 16. | Jaime Creitoff Vargas | PIP | 1,127 |
| | Guarionex Padilla Marty | PIP | 1,099 |
| | Dagoberto Montalvo Ignacio | PIP | 1,097 |
| | Fabiola Alexandra Martínez Fagundo | PIP | 1,017 |
| | Willidy Bracero Pérez | PIP | 974 |
| | Oswaldo Rivera Marty | PIP | 938 |
| | Yolanda Irizarry González | PIP | 900 |
| | Gríselle Lozada Rivera | PIP | 898 |
| | Glorie M. Albino Caraballo | PIP | 893 |
| | Miguel Ángel Negrón García | PIP | 878 |
| | Josefa Binet Pérez | PIP | 867 |
| | Edgar Rodríguez Cabassa | PIP | 863 |
| | Joshua Ureña Montalvo | PIP | 823 |
| | Joaquín García Morales | PPT | 336 |
| | Nominación(es) Directa(s) | Otros | 103 |

Caguas

| Electos* | Nombre de los Candidatos | Partido | Votos |
|----------|---------------------------------------|---------|--------|
| 1. | Jose Ramon Torres Torres | PPD | 31,901 |
| 2. | Sylvia Rodriguez De Corrujo | PPD | 31,702 |
| 3. | Vilma S Muñoz Diaz | PPD | 31,548 |
| 4. | Rafael A Carballo Collazo | PPD | 31,341 |
| 5. | Victoria Cintron De Azize | PPD | 31,323 |
| 6. | Alberto R Costa Berrios | PPD | 31,240 |
| 7. | Felix Guzman Alejandro | PPD | 31,153 |
| 8. | Antonio Cruz Gorritz | PPD | 31,123 |
| 9. | Ismael Gonzalez Rivera | PPD | 31,107 |
| 10. | Esteban Ramirez Del Valle | PPD | 31,081 |
| 11. | Juan (Juaniquillo) Velazquez Villares | PPD | 31,055 |
| 12. | Mario E Manrique Gonzalez | PPD | 30,958 |
| 13. | Juan Manuel Aguayo Leal | PPD | 30,659 |
| 14. | Jose Ramon Camino Landron | PNP | 17,068 |
| 15. | Evelin Puig Roman | PNP | 17,054 |
| | Maria Del Carmen Carrion Vazquez | PNP | 16,954 |
| | Nydia Luiggi Lopez | PNP | 16,891 |
| | José Ángel Santos Navarro (Josean) | PNP | 16,814 |
| | Luis Burgos Rodriguez | PNP | 16,802 |
| | Juan L Padilla Morales | PNP | 16,794 |
| | José Toño Monroig | PNP | 16,771 |
| | Raquel Cumba Sanchez | PNP | 16,739 |
| | Cynthia Ivelisse Rivera Morales | PNP | 16,736 |
| | Norma Iris Roldán Rosario | PNP | 16,714 |
| | José Emanuel Cabán | PNP | 16,707 |
| | Christian Emili Rodriguez Rivera | PNP | 16,662 |
| 16. | Jason Luis Domenech Miller | PIP | 2,229 |
| | Nancy Soto Peña | PIP | 2,226 |
| | Alina Rivera Noa | PIP | 2,219 |
| | Gabriela Deliz Ramos | PIP | 2,205 |

| | | | |
|--|------------------------------|-------|-------|
| | Rafael Archilla Isern | PIP | 2,196 |
| | Michael Arroyo Boada | PIP | 2,055 |
| | Jane Miller Rosenberg | PIP | 2,052 |
| | Ismael Coriano Colón | PIP | 2,041 |
| | David Rafael López Faura | PIP | 2,036 |
| | Luis López Martínez | PIP | 2,008 |
| | Javier Sánchez Mercado | PIP | 1,930 |
| | Shantall Laracunte Soto | PIP | 1,911 |
| | Venancio Vélez Nuñez | PIP | 1,817 |
| | Alba I. Muñiz Quirós | PPT | 1,495 |
| | Víctor Manuel Luciano Bernal | PPT | 1,440 |
| | Nominación(es) Directa(s) | Otros | 310 |

Camuy

| Electos* | Nombre de los Candidatos | Partido | Votos |
|----------|------------------------------------|---------|-------|
| 1. | Manuel A Hermina Cajigas | PNP | 8,580 |
| 2. | Gabriel (Gaby) Hernández | PNP | 8,566 |
| 3. | Mildred Caceres Ramos | PNP | 8,540 |
| 4. | Tomas Fernando Delgado Irizarry | PNP | 8,504 |
| 5. | Elliot M Cordero Hernandez | PNP | 8,498 |
| 6. | José A. Morell Pérez | PNP | 8,490 |
| 7. | Antonio { Tony } Román Nieves | PNP | 8,485 |
| 8. | Maria Jimenez Mendez | PNP | 8,471 |
| 9. | Jose A Martinez Lopez | PNP | 8,456 |
| 10. | Wilson Juan Rosales Concepcion | PNP | 8,442 |
| 11. | Pedro Morales Riollano | PNP | 8,435 |
| 12. | Juan A. Sonera Méndez | PPD | 6,151 |
| 13. | Melanie Tua González | PPD | 6,046 |
| | Fernando Amador Cajigas | PPD | 6,041 |
| | David Hernández Román | PPD | 6,033 |
| | Manuel Angel Acevedo Mercado | PPD | 6,012 |
| | Olga Virgen Méndez Martínez | PPD | 6,006 |
| | Dalissa María Avilés Vega | PPD | 5,999 |
| | Luis Joel Zepeda | PPD | 5,997 |
| | Leslie Nanette Cajigas Quijano | PPD | 5,989 |
| | Mirelsa Del Car García Pérez | PPD | 5,979 |
| | Elias Serrano Cordero | PPD | 5,883 |
| 14. | Raisa Isabel Barreto Canals | PIP | 526 |
| | Monserrate Méndez Ramos | PIP | 458 |
| | Pablo Antonio Maysonet Ortiz | PIP | 435 |
| | Arcadio Alicea Padilla | PIP | 430 |
| | Gloria C. López Estrella | PIP | 419 |
| | Luis Antonio López Tosado | PIP | 413 |
| | Joshua Méndez Cuevas | PIP | 407 |
| | Santiago Hernández López | PIP | 398 |
| | Ángel M. Trinidad Hernández | PIP | 388 |
| | Félix Adorno Soto | PIP | 387 |
| | Ana Gómez Afanador | PIP | 378 |
| | Nominación(es) Directa(s) | Otros | 85 |

Canóvanas

| Electos* | Nombre de los Candidatos | Partido | Votos |
|----------|----------------------------------------|---------|-------|
| 1. | Carmen Vargas Maldonado | PNP | 7,906 |
| 2. | Nydia Pagán Hernández | PNP | 7,891 |
| 3. | Onel Febo Rivera | PNP | 7,882 |
| 4. | Miguel A. Ayala Betancourt | PNP | 7,869 |
| 5. | Edna Cardona Ferrer | PNP | 7,855 |
| 6. | Alicia Salicrup Rivera | PNP | 7,850 |
| 7. | María Angela Mulero Pastrana | PNP | 7,848 |
| 8. | Salvador Benítez Nieves | PNP | 7,835 |
| 9. | Manuel A. Sanjurjo Carrión | PNP | 7,825 |
| 10. | Juan Pizarro Sánchez | PNP | 7,825 |
| 11. | Juan F. Rosa Delgado | PNP | 7,797 |
| 12. | Miguel Ángel Jiménez Carrión | PNP | 7,779 |
| 13. | Charles Anthony Pérez Rodríguez | PNP | 7,741 |
| 14. | Roberto Albandoz Calzada | PPD | 6,834 |
| 15. | Lilliam Diaz Carrasquillo | PPD | 6,828 |
| | Maribel Gonzalez Ayala | PPD | 6,802 |
| | Carmen B Rosario Corchado | PPD | 6,792 |
| | Luis Enrique Rios Saldaña | PPD | 6,777 |
| | Bienvenido Agosto Rodriguez | PPD | 6,755 |
| | Ramon Miguel Hiraldo | PPD | 6,753 |
| | Raul Alvarez Perez | PPD | 6,725 |
| | Angel Miguel Quiñones Cobeo | PPD | 6,721 |
| | David Medina Rodríguez | PPD | 6,714 |
| | Luis Figueroa Rojas | PPD | 6,689 |
| | Zaida Garay Gonzalez | PPD | 6,688 |
| | Carlos Juan Negrón Rivera | PPD | 6,685 |
| 16. | Elizabeth Walker Salamán | PIP | 592 |
| | Genesis Marie Contreras Rodríguez | PIP | 535 |
| | Sarymar Morales Carrasquillo | PIP | 535 |
| | Luz D. González Encarnación | PIP | 529 |
| | Jesús Pagán Morales | PIP | 524 |
| | Nahir Marie Contreras Rodríguez | PIP | 503 |
| | Roberto Sisco Vélez | PIP | 502 |
| | Víctor Manuel Figueroa Rentas | PIP | 500 |
| | Milton Miles Rodríguez Corchado | PIP | 493 |
| | Víctor Manuel Torres Delgado | PIP | 489 |
| | Taize Sisco Carbonell | PIP | 479 |
| | Víctor Jesus Ma Torres Delgado | PIP | 471 |
| | Yaddiel José Contreras Rodríguez | PIP | 468 |
| | Carlos De León Martínez | PPT | 273 |
| | Nominación(es) Directa(s) | Otros | 79 |

Carolina

| Electos* | Nombre de los Candidatos | Partido | Votos |
|----------|---------------------------------|---------|--------|
| 1. | Carmelo Rivera Rivera | PPD | 38,080 |
| 2. | Maria E Rodriguez Rohena | PPD | 37,765 |
| 3. | Mirta Andrades Ruiz | PPD | 37,758 |
| 4. | Ivette Pagan Montalvo | PPD | 37,752 |
| 5. | Reinaldo L. Castellanos | PPD | 37,739 |

* NOTA: Los candidatos enumerados fueron certificados electos.

continuación; VOTOS PARA CANDIDATOS A CARGOS MUNICIPALES / LEGISLADORES MUNICIPALES

Caguas

| | | | |
|-----|----------------------------------|-------|--------|
| 6. | Danilo Carmona Castro | PPD | 37,679 |
| 7. | Angel F. Viera | PPD | 37,678 |
| 8. | Maribel Lopez Vazquez | PPD | 37,649 |
| 9. | Luis M. Mangual Ocasio | PPD | 37,606 |
| 10. | Anibal Carrion Lopez | PPD | 37,561 |
| 11. | Aidyn Alers Talavera | PPD | 37,408 |
| 12. | Jose E Rivera Verdejo | PPD | 37,360 |
| 13. | Lissette Rosario Guzman | PPD | 37,009 |
| 14. | Milagros López Campos (Milly) | PNP | 19,367 |
| 15. | Héctor Pio Falú | PNP | 19,002 |
| | Vilmarie Font Rosario | PNP | 18,999 |
| | Damaris Colón Acevedo | PNP | 18,986 |
| | Arleen L. Valcarcel Delgado | PNP | 18,839 |
| | Tania I. González Marrero | PNP | 18,831 |
| | Julio J. Papo Figueroa | PNP | 18,801 |
| | Odeitt Liccett Rivera Falu | PNP | 18,750 |
| | José V. Martínez Martínez | PNP | 18,748 |
| | Luis (Magu) Del Valle Ortiz | PNP | 18,728 |
| | William Morales De León | PNP | 18,674 |
| | Leandro Pineda Feliz | PNP | 18,599 |
| | Eugenio Sanchez | PNP | 18,473 |
| 16. | María I. Vargas Cáceres | PIP | 2,384 |
| | Cruz Cecilia López Falú | PIP | 2,239 |
| | Ana Luisa Merced Torres | PIP | 2,207 |
| | Tirsa Ivonne Rodríguez Rodríguez | PIP | 2,121 |
| | José R. Medina Oliveras | PIP | 2,077 |
| | Lucila Zambrana Font | PIP | 2,058 |
| | Loumar Del Valle Morales | PIP | 2,027 |
| | Elsie López Mercado | PIP | 2,027 |
| | Jomary Annette Torres Merced | PIP | 2,017 |
| | Domingo Elías Velázquez | PIP | 1,956 |
| | Carlos Yariel Vázquez Chalas | PIP | 1,929 |
| | Johannes's Kal Díaz Merced | PIP | 1,904 |
| | Héctor Luis Rosario Rodríguez | PIP | 1,894 |
| | Alexis Manuel García Soto | PPT | 1,536 |
| | Nominación(es) Directa(s) | Otros | 417 |

Cataño

| Electos* | Nombre de los Candidatos | Partido | Votos |
|----------|--------------------------------|---------|-------|
| 1. | Jorge Malave Santiago | PNP | 7,009 |
| 2. | Luis Aponte Lopez | PNP | 6,992 |
| 3. | Mildred M Morales Rosa | PNP | 6,974 |
| 4. | Rafael A Diez De Andino Rivera | PNP | 6,958 |
| 5. | David Negron Santos | PNP | 6,952 |
| 6. | Delia Fiore Vega | PNP | 6,951 |
| 7. | Bermarie Morales Rosa | PNP | 6,947 |
| 8. | Francisco Rivera Sánchez | PNP | 6,932 |
| 9. | Félix Alberto Matias Rodríguez | PNP | 6,927 |
| 10. | Ruben Medina Cabassa | PNP | 6,917 |
| 11. | Irma Rivera Aviles | PNP | 6,878 |
| 12. | José A. Rosario Rodríguez | PPD | 3,765 |

| | | | |
|-----|----------------------------------|-------|-------|
| 13. | Zaida Inés Sánchez Canino | PPD | 3,758 |
| | Ana María Suárez Caballero | PPD | 3,757 |
| | Mariano Cruz Montañez | PPD | 3,753 |
| | David García Otero | PPD | 3,740 |
| | Raudel (Nono) Solis Cardona | PPD | 3,738 |
| | Julio J. Reyes Bayrón | PPD | 3,735 |
| | Omar Josué Claudio Llopiz | PPD | 3,722 |
| | Benjamín Ortega Vázquez | PPD | 3,712 |
| | Jack Serrano Solis | PPD | 3,695 |
| | Roberto Meléndez Cabrera | PPD | 3,667 |
| 14. | Natalia Candelario Velázquez | PIP | 342 |
| | Flor E. Narváz Álvarez | PIP | 340 |
| | William Candelario Nazario | PIP | 331 |
| | Claribel Rodríguez Nelson | PIP | 321 |
| | Coral Candelario Velázquez | PIP | 318 |
| | Ariel Candelario Velázquez | PIP | 314 |
| | Eduardo Vega Gracia | PIP | 312 |
| | Romeo González Rosario | PIP | 304 |
| | Miguel Ángel Castillo Candelario | PIP | 302 |
| | Mario Jesús Salgado Robles | PIP | 295 |
| | Héctor L. Rodríguez Rodríguez | PIP | 291 |
| | Gilberto Robles Corchado | PPT | 227 |
| | Nominación(es) Directa(s) | Otros | 114 |

Cayey

| Electos* | Nombre de los Candidatos | Partido | Votos |
|----------|---------------------------------|---------|--------|
| 1. | Lyda Marta Rivera Rivera | PPD | 11,935 |
| 2. | Carmen S Reillo Rivera | PPD | 11,765 |
| 3. | Eva Luz Leon Colon | PPD | 11,724 |
| 4. | Awilda Rodríguez Sanchez | PPD | 11,713 |
| 5. | Fernando Aponte Ramirez | PPD | 11,702 |
| 6. | Miguel Torres Colon | PPD | 11,699 |
| 7. | Hector Luis Sanchez Haddock | PPD | 11,688 |
| 8. | Teodoro Santiago Leon | PPD | 11,651 |
| 9. | Luis A Rivera Torres | PPD | 11,649 |
| 10. | Domingo Melendez Lozada | PPD | 11,617 |
| 11. | Fidel Vazquez Rodriguez | PPD | 11,613 |
| 12. | Artemio Almeda Cruz | PPD | 11,557 |
| 13. | Jose Luis Arocho Rivera | PPD | 11,450 |
| 14. | Maribel Ramos Vazquez | PNP | 4,636 |
| 15. | Félix Burgos Guzmán | PNP | 4,615 |
| | Marielena Meléndez Ortiz | PNP | 4,611 |
| | María M. Padilla Lleras | PNP | 4,604 |
| | Ildefonso Martínez López | PNP | 4,594 |
| | Miguel Roque Hernández | PNP | 4,588 |
| | Christian José Alvarado Ortiz | PNP | 4,586 |
| | Jesús Miguel Berríos Soto | PNP | 4,580 |
| | Ruth Ginel Cruz Diaz | PNP | 4,561 |
| | Stephanie Marie Solivan Serrano | PNP | 4,551 |
| | Charol Marie Alvarado Ortiz | PNP | 4,531 |
| | Miguel Malave Ortiz | PNP | 4,529 |

| | | | |
|-----|-----------------------------|-------|-------|
| 16. | Shaun Anibal Melendez Diaz | PNP | 4,469 |
| | Rosalía Rodríguez Mendoza | PIP | 977 |
| | Norma Pomales Rolón | PIP | 806 |
| | Wilda Rodríguez Robles | PIP | 800 |
| | Justiniano García Rosario | PIP | 781 |
| | Carlos Allen Rivera Díaz | PIP | 768 |
| | Jacinto Soto Luna | PIP | 763 |
| | Wanda I. Seda Romero | PIP | 746 |
| | José Daniel Lamboy Montañez | PIP | 734 |
| | Manuel Trujillo Rodríguez | PIP | 721 |
| | José Antonio Cruz Ríos | PIP | 720 |
| | Israel Madera Rivera | PIP | 716 |
| | Saúl Gutierrez Arguinzoni | PIP | 716 |
| | Luis G. Collazo Torres | PIP | 710 |
| | Alexa Figueroa Carrasquillo | PPT | 425 |
| | Nominación(es) Directa(s) | Otros | 104 |

Ceiba

| Electos* | Nombre de los Candidatos | Partido | Votos |
|----------|--------------------------------|---------|-------|
| 1. | Victor Martes Soto | PNP | 2,804 |
| 2. | Giselle Cordero Cordero | PNP | 2,785 |
| 3. | Joel Felix Peña | PNP | 2,776 |
| 4. | Victor A Melendez Ayala | PNP | 2,761 |
| 5. | Victor Meléndez Class | PNP | 2,756 |
| 6. | Francisco Bruno Orellano | PNP | 2,742 |
| 7. | María De Los A Salgado Serrano | PNP | 2,732 |
| 8. | Ignacio Reinoso Laureano | PNP | 2,677 |
| 9. | Migdalia Centeno Robles | PNP | 2,671 |
| 10. | César Rivera Tiburcio | PPD | 1,717 |
| 11. | Ángel García Hernández (Unca) | PPD | 1,713 |
| | Sandra Lee Astacio Avilés | PPD | 1,706 |
| | Myriam Camacho Aquino | PPD | 1,696 |
| | Hiram Rivera | PPD | 1,659 |
| | Lydia E. García (Liyi) | PPD | 1,650 |
| | Moirá Grusheska Rivera Rivera | PPD | 1,635 |
| | Loida Soto Astacio | PPD | 1,622 |
| | Samary Tirado García | PPD | 1,610 |
| 12. | Idalmis García Corchado | PIP | 151 |
| | Jesús Resto Carmona | PIP | 141 |
| | Juliana Elaine Rivera | PIP | 139 |
| | Israel Rosario Mercado | PIP | 127 |
| | Yassir Ettien Fontanez Garcia | PIP | 124 |
| | Nominación(es) Directa(s) | Otros | 29 |

Ciales

| Electos* | Nombre de los Candidatos | Partido | Votos |
|----------|----------------------------------------|---------|-------|
| 1. | Ramón Enrique Martes Negrón (Monchito) | PNP | 5,207 |
| 2. | Alexander Burgos Otero | PNP | 5,196 |
| 3. | Nirma Yari Sánchez Olivo | PNP | 5,169 |
| 4. | Ángel L. (Ali) Domínguez Cristóbal | PNP | 5,150 |

* NOTA: Los candidatos enumerados fueron certificados electos.

continuación; VOTOS PARA CANDIDATOS A CARGOS MUNICIPALES / LEGISLADORES MUNICIPALES

| | | | |
|-----|---------------------------------|-------|-------|
| 5. | Ana M Santiago Rivera | PNP | 5,144 |
| 6. | Angel R Rivera Stella | PNP | 5,138 |
| 7. | Irma M Miranda Pagan | PNP | 5,138 |
| 8. | Lydia De Jesus Oliveras | PNP | 5,130 |
| 9. | Israel Chevere Marrero | PNP | 5,114 |
| 10. | Juan Ramon Luquis Rivera | PPD | 4,808 |
| 11. | Edwin A Aviles Vega | PPD | 4,788 |
| | Sonia Ruiz Alvarez | PPD | 4,777 |
| | Hector A Rodriguez Vega | PPD | 4,749 |
| | Oscar Javier Rodriguez Rivera | PPD | 4,746 |
| | Jacqueline Gonzalez Rodriguez | PPD | 4,742 |
| | Victor Manuel Pagan Rivera | PPD | 4,737 |
| | Ramon Burgos La Luz | PPD | 4,737 |
| | Nadira Ismet Nazario Ortiz | PPD | 4,646 |
| 12. | Lourdes Raquel La Luz Ayala | PIP | 196 |
| | Ana Mercedes Villalobos Robles | PIP | 189 |
| | María De Guadalupe Villa Rios | PIP | 181 |
| | José J. Ríos Piñeiro | PIP | 173 |
| | Juan G. Calderón González | PIP | 161 |
| | Ángel Luis Trinidad García | PIP | 148 |
| | José J. Rivera Rosado | PIP | 146 |
| | Francisco Javier Vicéns Acevedo | PIP | 143 |
| | Leticia Jiménez Rivera | PIP | 123 |
| | Nominación(es) Directa(s) | Otros | 49 |

Cidra

| Electos* | Nombre de los Candidatos | Partido | Votos |
|----------|---------------------------------|---------|--------|
| 1. | Delvis Jose Pagan Clavijo | PNP | 10,018 |
| 2. | Anibal Baez Rivera | PNP | 9,968 |
| 3. | Ariel Maldonado Berrios | PNP | 9,965 |
| 4. | Talia Méndez Hernández | PNP | 9,922 |
| 5. | Jannira Colon Cruz | PNP | 9,899 |
| 6. | Lourdes L Vazquez Santiago | PNP | 9,890 |
| 7. | Carmen Iris Montalvan Ruiz | PNP | 9,869 |
| 8. | Praxedes Pedraza Santiago | PNP | 9,868 |
| 9. | Armando Sanchez Gonzalez | PNP | 9,848 |
| 10. | Rafael A Ramos Nuñez | PNP | 9,830 |
| 11. | Anibal Vazquez Carrion | PNP | 9,810 |
| 12. | Hector M Cintron Molina | PNP | 9,802 |
| 13. | Nicolas Y Ortiz Concepcion | PNP | 9,720 |
| 14. | Juan Rolon Ortiz | PPD | 5,583 |
| 15. | Heyda D. Torres Rivera | PPD | 5,563 |
| | Carlos Cruz Rivera | PPD | 5,543 |
| | Luis A Rivera Pedraza | PPD | 5,515 |
| | Antonia Ortega Rodriguez (Tata) | PPD | 5,486 |
| | Pedro Luis Rivera Rolon | PPD | 5,475 |
| | Dialma Ortiz Rivera | PPD | 5,475 |
| | Hector Luis Olmeda Reyes | PPD | 5,472 |
| | Marta Disla | PPD | 5,465 |
| | Carlos M Santos Colon | PPD | 5,464 |
| | Lorna Eliz Ramirez Rivera | PPD | 5,453 |

| | | | |
|-----|------------------------------|-------|-------|
| | Norberto Merced Rodriguez | PPD | 5,449 |
| | Amir F Bechara Cruz | PPD | 5,374 |
| 16. | Javier Rodríguez Cotto | PIP | 1,069 |
| | Rubén Hernández Rosario | PIP | 933 |
| | Aida L. Luna González | PIP | 912 |
| | Lizmary Rodríguez Franco | PIP | 910 |
| | Leisally Oyola Rivera | PIP | 886 |
| | Alejandra Oyola Rivera | PIP | 879 |
| | Mariana Rivera Camacho | PIP | 847 |
| | Karol S. Ramírez Delgado | PIP | 844 |
| | Rubén Ortiz Cruz | PIP | 826 |
| | Jose L. Santiago Ruiz | PIP | 816 |
| | José Gilberto Bonilla Rivera | PIP | 792 |
| | Pedro Alexander Alicea López | PIP | 791 |
| | Fidel López Vega | PIP | 788 |
| | Nominación(es) Directa(s) | Otros | 216 |

Coamo

| Electos* | Nombre de los Candidatos | Partido | Votos |
|----------|------------------------------------|---------|-------|
| 1. | Damaris Figueroa Santiago | PPD | 8,588 |
| 2. | Luis Ramon Torres Borges | PPD | 8,526 |
| 3. | Carmen L Colon Padilla | PPD | 8,525 |
| 4. | Edwin J Echevarria Ortiz | PPD | 8,508 |
| 5. | Lourdes L Arce Jimenez | PPD | 8,489 |
| 6. | Francisco Cruz Burgos | PPD | 8,483 |
| 7. | Aitza Loren Martinez Martinez | PPD | 8,477 |
| 8. | Teresa Santiago Torres | PPD | 8,474 |
| 9. | Gabriel Franco Marrero | PPD | 8,469 |
| 10. | Raquel Rodríguez Rivera | PPD | 8,464 |
| 11. | Carmen J Kookie Colon Colon | PPD | 8,457 |
| 12. | Carlos Anibal Reyes Rivera | PPD | 8,457 |
| 13. | Gilberto Luis Rodríguez Padilla | PPD | 8,352 |
| 14. | Miguel Dávila | PNP | 6,455 |
| 15. | Merlyn Jacet Rivera Zayas | PNP | 6,420 |
| | Damaris Santini Martinez | PNP | 6,419 |
| | Ida Yolanda Alvarado Collazo | PNP | 6,381 |
| | Mircia M. López Caraballo | PNP | 6,380 |
| | Elvis Alvarado | PNP | 6,380 |
| | Félix Antonio Sánchez Rivera | PNP | 6,379 |
| | Antonio Vázquez Olivencia (Toñito) | PNP | 6,376 |
| | Carlos Cardona Cardona (Iván) | PNP | 6,367 |
| | Jose I (Raye) Negron Nieves | PNP | 6,365 |
| | Adriach Armando Bermudez Ortiz | PNP | 6,360 |
| | Maria M (Guary) Rivera Ortiz | PNP | 6,344 |
| | Leonardo Vázquez Colón | PNP | 6,281 |
| 16. | Pedro José Cruz Segarra | PIP | 335 |
| | Nelson Rodríguez Bonilla | PIP | 335 |
| | Ivette Bonilla Aponte | PIP | 332 |
| | José Luis Cartagena Rodríguez | PIP | 331 |
| | Abisai I. Vélez Vázquez | PIP | 316 |
| | Carlos Rafael Negrón López | PIP | 314 |

| | | | |
|--|-----------------------------------------|-------|-----|
| | Christian Xavier Colón Marrero | PIP | 314 |
| | Marta L. Aponte Meléndez | PIP | 312 |
| | Rosa Flores Franco | PIP | 306 |
| | José Antonio López De Victoria Santiago | PIP | 306 |
| | Wilfrido Burgos Rodríguez | PIP | 292 |
| | Diego Ismael Miranda Ortiz | PIP | 291 |
| | José G. Pérez Ortiz | PIP | 280 |
| | Nominación(es) Directa(s) | Otros | 77 |

Comerio

| Electos* | Nombre de los Candidatos | Partido | Votos |
|----------|---------------------------------|---------|-------|
| 1. | Rafael A Rodriguez Santiago | PPD | 5,063 |
| 2. | Juan B Padilla Cosme | PPD | 5,039 |
| 3. | Cynthia B Garcia Rivera | PPD | 5,022 |
| 4. | Carmen M Tañon Gonzalez | PPD | 5,019 |
| 5. | Carlos Eduardo Lugo Rodriguez | PPD | 5,014 |
| 6. | Mary Carmen Rodriguez Alejandro | PPD | 5,011 |
| 7. | Juan De Jesus Rosario | PPD | 5,009 |
| 8. | Jose A Rodriguez Otero | PPD | 5,004 |
| 9. | Elba Emilia Martinez Melendez | PPD | 4,997 |
| 10. | Dalila Santana Diaz | PPD | 4,994 |
| 11. | Jose Antonio Flores Gonzalez | PPD | 4,939 |
| 12. | Randy Reyes Pimentel | PNP | 4,079 |
| 13. | Sol Edwin Berrios Febo | PNP | 4,070 |
| | Jesus Perez Nieves | PNP | 4,040 |
| | Madeline Rivera Carrucini | PNP | 4,024 |
| | Luis A Rivera Torres | PNP | 4,023 |
| | Judith Alicea Ayala | PNP | 4,018 |
| | Luis Andres Alicea Maldonado | PNP | 4,013 |
| | Migdalia Cosme Morales | PNP | 4,011 |
| | Carmen Jiménez | PNP | 4,005 |
| | Emilia Vicente Vargas | PNP | 3,990 |
| | Javier Antonio Brañuelas Nieves | PNP | 3,977 |
| 14. | Lisandra Agosto Rodriguez | PIP | 191 |
| | Manuel Agapito Gorritz Ayala | PIP | 188 |
| | Rosa Ivonne Cruz Gorritz | PIP | 178 |
| | Cristina Imar Pérez Cruz | PIP | 175 |
| | Juan Humberto Malave Colón | PIP | 164 |
| | Isaías Agosto Sánchez | PIP | 162 |
| | Carlos Julián Colón López | PIP | 156 |
| | Ángel L. Morales Ortega | PIP | 154 |
| | Nominación(es) Directa(s) | Otros | 31 |

Corozal

| Electos* | Nombre de los Candidatos | Partido | Votos |
|----------|-----------------------------|---------|-------|
| 1. | Jose D Diaz Rivera | PPD | 8,590 |
| 2. | Zaida Mabel Rivera Gonzalez | PPD | 8,585 |
| 3. | Norma Matos Perez | PPD | 8,551 |
| 4. | Noel Ortiz Mediavilla | PPD | 8,545 |
| 5. | Hector Luis Gonzalez Rivera | PPD | 8,530 |

* NOTA: Los candidatos enumerados fueron certificados electos.

continuación; VOTOS PARA CANDIDATOS A CARGOS MUNICIPALES / LEGISLADORES MUNICIPALES

| Corozal | | | |
|---------|-----------------------------|-------|-------|
| 6. | José Eugenio Marrero | PPD | 8,529 |
| 7. | Sandra J Fuentes Silva | PPD | 8,528 |
| 8. | Ileana García Rodríguez | PPD | 8,521 |
| 9. | Jorge David Delgado Ortiz | PPD | 8,497 |
| 10. | Roberto Santos Miranda | PPD | 8,467 |
| 11. | Iris Judith Vazquez Nieves | PPD | 8,420 |
| 12. | Héctor Reyes | PNP | 7,694 |
| 13. | Rosa (Bruny) Berrios | PNP | 7,688 |
| | María De Lourdes Rolón | PNP | 7,683 |
| | Hiram Berrios | PNP | 7,680 |
| | Emileidy García Sandoval | PNP | 7,668 |
| | Omayra Vázquez González | PNP | 7,651 |
| | Adymar Vélez | PNP | 7,650 |
| | Rosa (Rosita) Sostre | PNP | 7,647 |
| | Reggy Torres | PNP | 7,636 |
| | Amaury Javier Walker Fargas | PNP | 7,612 |
| | Luis M. Rivera | PNP | 7,600 |
| 14. | Rosalina Vega Rivera | PIP | 421 |
| | Esteban Ocasio Ortiz | PIP | 343 |
| | Gisela Soler Román | PIP | 338 |
| | Ana Luz Ortiz Rivera | PIP | 309 |
| | Ana Rosa Santiago Guzmán | PIP | 308 |
| | David Marrero Marrero | PIP | 299 |
| | Ángel R. Negrón Rodríguez | PIP | 297 |
| | Edgardo Hernández Pérez | PIP | 292 |
| | Julio Sánchez Ramos | PIP | 287 |
| | Wigberto Berrios Berrios | PIP | 276 |
| | Rafael Rivera Torres | PIP | 266 |
| | Nominación(es) Directa(s) | Otros | 38 |

| Culebra | | | |
|----------|------------------------------|---------|-------|
| Electos* | Nombre de los Candidatos | Partido | Votos |
| 1. | Néstor H. González Peña | PPD | 575 |
| 2. | José (Toño) Munet | PPD | 565 |
| 3. | Rubén Vargas Padín | PPD | 544 |
| 4. | Sylvia Vázquez Feliciano | PPD | 529 |
| 5. | Misael Feliciano Monell | PNP | 489 |
| | Carlos T. Carrión Colón | PNP | 484 |
| | Edilberto Romero Lovet | PNP | 476 |
| | Merangeli Villanueva Álvarez | PNP | 437 |
| | Jacinto A. Jiménez Carlo | PIP | 44 |
| | Dolly Camareno Díaz | PIP | 41 |
| | Jorge Luis Rivera Munet | PIP | 34 |
| | Porfirio Padrón Ortiz | PIP | 26 |
| | Nominación(es) Directa(s) | Otros | 4 |

| Dorado | | | |
|----------|------------------------------|---------|-------|
| Electos* | Nombre de los Candidatos | Partido | Votos |
| 1. | Miguel Angel Concepcion Baez | PPD | 7,599 |
| 2. | Ramon Hernandez Morales | PPD | 7,513 |

| | | | |
|-----|---------------------------------------|-------|-------|
| 3. | Hector J Lopez Salgado | PPD | 7,507 |
| 4. | Daisy Rios Isern | PPD | 7,501 |
| 5. | Milagros Borrero Pacheco | PPD | 7,480 |
| 6. | Gloria C Perez Reyes | PPD | 7,477 |
| 7. | Carlos Alberto Lopez Roman | PPD | 7,460 |
| 8. | Adrian Edgardo Huertas Lopez | PPD | 7,455 |
| 9. | Freyda V Miranda Rios | PPD | 7,445 |
| 10. | Jose E Cartagena Rodriguez | PPD | 7,417 |
| 11. | Joan Manuel Rodriguez Bloise | PPD | 7,331 |
| 12. | Noel Matta Rodriguez | PNP | 6,766 |
| 13. | Adalberto Maldonado (El Bejuco) | PNP | 6,755 |
| | Valeria Paulett Matta De Jesus | PNP | 6,735 |
| | Yolanda De Jesus Soto | PNP | 6,712 |
| | Damaris I. Vélez Fernández (Tatita) | PNP | 6,703 |
| | Juan (Jovito) Reyes | PNP | 6,678 |
| | Carmen D. Pérez Cuascut | PNP | 6,661 |
| | Luis Manuel Torres Pérez | PNP | 6,657 |
| | Hecma Idanis Ramos Meléndez | PNP | 6,649 |
| | Héctor Luis Rodríguez Figueroa (Toly) | PNP | 6,630 |
| | Miriam Leticia Colón Roselló | PNP | 6,624 |
| 14. | Elizabeth Martínez Fonalledas | PIP | 627 |
| | Rebecca Martínez Fonalledas | PIP | 593 |
| | Juana Marzán Concepción | PIP | 583 |
| | Yvonne Rivera Picorelli | PIP | 570 |
| | Rafael Ángel Meléndez Pacheco | PIP | 569 |
| | Guillermo Martínez Rivera | PIP | 564 |
| | Trinidad Pérez García | PIP | 562 |
| | Rosario Córdova Otero | PIP | 553 |
| | Roberto M. Rivera Olivencia | PIP | 548 |
| | Luis Enrique Romero Nieves | PIP | 541 |
| | Jaime García Rodríguez | PIP | 536 |
| | Nominación(es) Directa(s) | Otros | 57 |

| Fajardo | | | |
|----------|--------------------------------------|---------|-------|
| Electos* | Nombre de los Candidatos | Partido | Votos |
| 1. | Luis Eugenio Matta Donatui | PNP | 7,143 |
| 2. | Nilda Vázquez | PNP | 7,138 |
| 3. | María I. (Chavela) Cintrón Rodríguez | PNP | 7,109 |
| 4. | Victor Torres Santiago | PNP | 7,085 |
| 5. | Evelyn Carrión Bonano | PNP | 7,080 |
| 6. | Billy Boy Flores Piña | PNP | 7,050 |
| 7. | Julio Febo Febo | PNP | 7,046 |
| 8. | Héctor M. Montañez Ramos | PNP | 7,044 |
| 9. | Wilfredo Lugo Fabre | PNP | 7,024 |
| 10. | Edgardo Pimentel Vázquez | PNP | 7,002 |
| 11. | Ana Delia Monge Cruz | PNP | 6,910 |
| 12. | Fabian Velazquez Lopez | PPD | 3,075 |
| 13. | William La Santa Morales | PPD | 3,058 |
| | Pablo Garay Mercado | PPD | 2,996 |
| | Raul Carrasquillo Pizarro | PPD | 2,981 |
| | Rafael (Rafa) Marrero | PPD | 2,966 |

| | | | |
|-----|--------------------------------|--------|-------|
| | Ramon David Figueroa Santiago | PPD | 2,966 |
| | Janilette Rivera Ramos | PPD | 2,954 |
| | Elizabeth Sanchez Gonzalez | PPD | 2,954 |
| | Myrta Beatri Garcia Hernandez | PPD | 2,951 |
| | Beatris Raquel Ramos Perez | PPD | 2,944 |
| | Hilda Iris Collado Baez | PPD | 2,895 |
| 14. | Ivonne Vanesa Colón Rodríguez | PIP | 494 |
| | Nilsa Ivette Centeno Curbelo | PIP | 343 |
| | Rafael A. Díaz Morales | PIP | 320 |
| | Jorge Martínez Maldonado | PIP | 313 |
| | Antonio Flores Ponce | PIP | 311 |
| | José M. Rivera Gauthier | PIP | 301 |
| | Jaime Antonio Ayala López | PIP | 293 |
| | Raphael Dominguez Carrillo | PIP | 292 |
| | Antonio Manuel Colón Rodríguez | PIP | 289 |
| | José Manuel Rivera Corchado | PIP | 275 |
| | Roberto Vázquez Anduze | PIP | 274 |
| | Zulma Rexach Vazquez | INDPTE | 183 |
| | Karen Sanchez Lebron | INDPTE | 146 |
| | Wilfredo Muñiz Madera | INDPTE | 135 |
| | Maria J Melendez Murphy | INDPTE | 126 |
| | Abner Abiezer Cruz Pomales | INDPTE | 123 |
| | Margarita Pacheco Ramirez | INDPTE | 117 |
| | Edwin Blanco Garcia | INDPTE | 112 |
| | Luis Angel De Jesus Miranda | INDPTE | 108 |
| | Ronald Frank Hvasta Piñero | INDPTE | 100 |
| | Jose Bernardo Carrasco Guerra | INDPTE | 99 |
| | Nominación(es) Directa(s) | Otros | 39 |

| Florida | | | |
|----------|---------------------------------|---------|-------|
| Electos* | Nombre de los Candidatos | Partido | Votos |
| 1. | Raúl Noguerras Terron | PNP | 2,960 |
| 2. | Angel Nino Cedeño | PNP | 2,955 |
| 3. | Aryam Limarys Lourido Vidal | PNP | 2,951 |
| 4. | Blanca Iris Perales Marrero | PNP | 2,943 |
| 5. | Miguel Angel Vega Rivera | PNP | 2,939 |
| 6. | Ivette Romero Cordero | PNP | 2,916 |
| 7. | Enrique Rodriguez Santiago | PNP | 2,913 |
| 8. | Manolin Rodriguez Santiago | PNP | 2,906 |
| 9. | Jose Juan Ruiz Vazquez | PNP | 2,886 |
| 10. | Julito Gomez Portalatin | PPD | 2,595 |
| 11. | Aslin Zamaris Barreto Usino | PPD | 2,540 |
| | Luis R Rivera Rodriguez | PPD | 2,534 |
| | Juan F Fernandez Rodriguez | PPD | 2,533 |
| | Rafael Orlando Alicea Barreto | PPD | 2,533 |
| | Rafael Angel Cartagena Martinez | PPD | 2,527 |
| | Jaylin Soler Perez | PPD | 2,516 |
| | Juan M Ramos Crespo | PPD | 2,499 |
| | Rigo Luis Aponte Santiago | PPD | 2,477 |
| 12. | Luciano Colón Declat | PIP | 241 |
| | Israel Vega Santiago | PIP | 205 |

* NOTA: Los candidatos enumerados fueron certificados electos.

continuación; VOTOS PARA CANDIDATOS A CARGOS MUNICIPALES / LEGISLADORES MUNICIPALES

| | | |
|---------------------------|-------|-----|
| Jaime Vega Santiago | PIP | 193 |
| Emma I. Mestey Bergollo | PIP | 190 |
| Edris Adalid Colón Declat | PIP | 157 |
| Ismael Rivera Girona | PIP | 149 |
| José A. Cruz Echevarría | PIP | 139 |
| Héctor R. Pagán Reina | PIP | 139 |
| Juan F. Rodríguez Avilés | PIP | 133 |
| Nominación(es) Directa(s) | Otros | 8 |

Guánica

| Electos* | Nombre de los Candidatos | Partido | Votos |
|----------|--------------------------------------|---------|-------|
| 1. | Carmen M Vargas Nazario | PNP | 4,882 |
| 2. | Anthony Perez Arce | PNP | 4,876 |
| 3. | Walter Rosado Rodríguez | PNP | 4,876 |
| 4. | Francisco J Medina Ayala | PNP | 4,874 |
| 5. | Rafael L Balaguer Santiago | PNP | 4,856 |
| 6. | Sylvia E Lopez Quiles | PNP | 4,847 |
| 7. | Sandra Berenguer Berrocales | PNP | 4,835 |
| 8. | Wilfredo Baez Guzman | PNP | 4,832 |
| 9. | Carlos Martin Del Valle Melendez | PNP | 4,828 |
| 10. | Maria De Los Angeles Ortiz Rodriguez | PPD | 3,428 |
| 11. | Martin Vargas (Jr) | PPD | 3,425 |
| | Juan (Wachin) Montalvo | PPD | 3,397 |
| | Virginia Martinez Gonzalez | PPD | 3,387 |
| | Alejandro Soto Ortiz | PPD | 3,386 |
| | Edgar (Eggie) Pacheco Irizarry | PPD | 3,386 |
| | Maria A Rodriguez Toledo | PPD | 3,384 |
| | Jose Quiles Ortiz | PPD | 3,380 |
| | Edwin Alicea Padilla | PPD | 3,355 |
| 12. | Marta Maribel Claudio Montalvo | PIP | 254 |
| | Edna Iris Barrios Claudio | PIP | 237 |
| | Eni López Barrios | PIP | 235 |
| | Selma López Barrios | PIP | 213 |
| | Ramón Feliciano Sánchez | PIP | 208 |
| | María J. Ruiz Ramos | PIP | 200 |
| | Ramona Camacho Vega | PIP | 197 |
| | Aníbal Camacho Ortiz | PIP | 195 |
| | José Antonio Seda Sanoguel | PIP | 184 |
| | Nominación(es) Directa(s) | Otros | 46 |

Guayama

| Electos* | Nombre de los Candidatos | Partido | Votos |
|----------|---------------------------------------|---------|-------|
| 1. | José Daniel González Ramos | PPD | 7,721 |
| 2. | Fernando (Nandy) Vives Gual | PPD | 7,712 |
| 3. | Jannice S. Pérez Figueroa | PPD | 7,649 |
| 4. | Víctor C. Rodríguez Cintrón | PPD | 7,627 |
| 5. | Francisca M. (Paquita) Pomales Suárez | PPD | 7,586 |
| 6. | Enid M. González Rivera | PPD | 7,571 |
| 7. | Carlos M. Enchautegui Rivera | PPD | 7,570 |
| 8. | Everida Tírado Santiago | PPD | 7,560 |

| | | | |
|-----|---------------------------------|-------|-------|
| 9. | José E. Martínez Rivera | PPD | 7,545 |
| 10. | Félix C. Lara Alvarado | PPD | 7,536 |
| 11. | Carlos Acosta Meléndez | PPD | 7,511 |
| 12. | Félix A. Ortiz Collazo | PPD | 7,510 |
| 13. | Jeffrey Quiñones González | PNP | 7,446 |
| 14. | Francisco (Paquito) Cintrón Bou | PNP | 7,423 |
| 15. | Samuel Alexis Saldaña Báez | PNP | 7,357 |
| | Neftali Ortiz Ortiz | PNP | 7,349 |
| | Ruth M. García Meléndez | PPD | 7,327 |
| | Rayssa Corujo Rivera | PNP | 7,317 |
| | Odalys Kuang | PNP | 7,250 |
| | Josimar Bonilla Reyes | PNP | 7,242 |
| | Pablo Valentín Díaz | PNP | 7,211 |
| | Victor Manuel Vázquez Suren | PNP | 7,192 |
| | Francisco Cruz | PNP | 7,150 |
| | Nyrma Elisa Jordan Ramos | PNP | 7,130 |
| | Jannet Martínez Colón | PNP | 7,120 |
| | Le Roy Alexander Pérez Haddock | PNP | 7,097 |
| 16. | Jaime Mora Arroyo | PIP | 596 |
| | Basilia Silva Guilfu | PIP | 585 |
| | Daniel González Cruz | PIP | 579 |
| | Wanda Ivelisse Ortiz Lugo | PIP | 478 |
| | José Sánchez De Jesús | PIP | 471 |
| | José Claudio Seda | PIP | 444 |
| | Joaquín Rivera Rivera | PIP | 433 |
| | Carlos Antonio Colón Díaz | PIP | 428 |
| | Elias Carmelo Colón Torres | PIP | 424 |
| | Roberto Luis Vázquez Figueroa | PIP | 411 |
| | Víctor Manuel Vázquez Vázquez | PIP | 407 |
| | Ramiro González Jiménez | PIP | 398 |
| | Ildephonso León | PIP | 397 |
| | Nominación(es) Directa(s) | Otros | 98 |

Guayanilla

| Electos* | Nombre de los Candidatos | Partido | Votos |
|----------|-------------------------------|---------|-------|
| 1. | Lynnette Pagan Lopez | PPD | 4,655 |
| 2. | Walter Diaz Rivera | PPD | 4,633 |
| 3. | Edna E Figueroa Munoz | PPD | 4,609 |
| 4. | Asdrubal Pascual Rodriguez | PPD | 4,597 |
| 5. | Maury Segarra Torres | PPD | 4,585 |
| 6. | Adan Joel Feliciano Padilla | PPD | 4,577 |
| 7. | Pedro A Blasini Gonzalez | PPD | 4,567 |
| 8. | Luis N Torres Muñiz | PPD | 4,555 |
| 9. | Marisol Luciano Correa | PPD | 4,548 |
| 10. | Nelson Luis Santiago Serrano | PPD | 4,506 |
| 11. | Ronald Orlando Olivieri Perez | PPD | 4,458 |
| 12. | Francisco Quirós Orenge | PNP | 4,244 |
| 13. | Raúl Rivera Rodríguez | PNP | 4,211 |
| | Javier Soto Méndez | PNP | 4,163 |
| | Olga López Giudicelli | PNP | 4,160 |
| | Luz E. Torres Camacho | PNP | 4,157 |

| | | | |
|-----|-----------------------------------|-------|-------|
| | Nelly Rivera Ortiz | PNP | 4,134 |
| | Nancy Segarra Pola | PNP | 4,134 |
| | Juan Luis Montalvo Caraballo | PNP | 4,130 |
| | Geraldo Cintrón Correa | PNP | 4,127 |
| | Manuel Martínez Feliciano | PNP | 4,118 |
| | Luis Federico Rodríguez Rivera | PNP | 4,022 |
| 14. | Hilda Marrero Alonso | PIP | 438 |
| | Janice Marie Matos Marrero | PIP | 377 |
| | Maribel Velázquez Nieves | PIP | 372 |
| | Ogimer Torres Velázquez | PIP | 364 |
| | José A. Sierra Ruiz | PIP | 335 |
| | Miguel A. Figueroa Kilgore | PIP | 333 |
| | Rosa Leomaris Hernández González | PIP | 303 |
| | Claritza Marie González Velázquez | PIP | 301 |
| | Luis Manuel González Velázquez | PIP | 287 |
| | Mahalia Rodríguez Tijerino | PIP | 280 |
| | Úrsula Santiago Hernández | PIP | 272 |
| | Nominación(es) Directa(s) | Otros | 65 |

Guaynabo

| Electos* | Nombre de los Candidatos | Partido | Votos |
|----------|---------------------------------|---------|--------|
| 1. | Natalia Rosado Lebrón | PNP | 23,615 |
| 2. | Liliana Alejandra Vega González | PNP | 23,608 |
| 3. | Antonio O'Neill Cancel | PNP | 23,531 |
| 4. | Carmen Báez Pagán | PNP | 23,524 |
| 5. | Javier Capestany Figueroa | PNP | 23,437 |
| 6. | Carlos M. Santos Otero | PNP | 23,381 |
| 7. | Miguel Negrón Rivera | PNP | 23,380 |
| 8. | Luis A. Rodríguez Díaz | PNP | 23,365 |
| 9. | Carlos H. Martínez Pérez | PNP | 23,355 |
| 10. | Guillermo Urbina Machuca | PNP | 23,334 |
| 11. | Luis Carlos Maldonado Padilla | PNP | 23,329 |
| 12. | Carlos Juan Alvarez González | PNP | 23,288 |
| 13. | Roberto Lefranc Fortuño | PNP | 23,076 |
| 14. | Angel O'Neill Perez | PPD | 9,389 |
| 15. | Hector M Landrau Clemente | PPD | 9,371 |
| | Edwin Catala Rivera | PPD | 9,172 |
| | Niurka Del Valle Colon | PPD | 9,150 |
| | Marisol Velazquez Morganti | PPD | 9,104 |
| | Daniel Felipe Colberg Vilanova | PPD | 9,093 |
| | Omar Rafael Llopiz Burgos | PPD | 9,048 |
| | Helen Mayble Santos Rivera | PPD | 9,030 |
| | Carmen Rosa Cotte Cintron | PPD | 8,987 |
| | Jose Manuel Velez Alicea | PPD | 8,934 |
| | Fernando Martinez Muñoz | PPD | 8,866 |
| | Jaime Romero Cedeño | PPD | 8,821 |
| | Edgardo Almodovar Martinez | PPD | 8,775 |
| 16. | Alexandra Rodríguez Burgos | PIP | 2,128 |
| | Ada Nibia Reyes Jiménez | PIP | 2,109 |
| | Wanda I. Burgos Medero | PIP | 2,087 |
| | Pedro Enrique Vidal Pagán | PIP | 2,042 |

* NOTA: Los candidatos enumerados fueron certificados electos.

continuación; VOTOS PARA CANDIDATOS A CARGOS MUNICIPALES / LEGISLADORES MUNICIPALES

| Guaynabo | | | |
|--------------------------------|-------|-------|--|
| Yelitza Lucena Quiles | PIP | 2,004 | |
| Bertis María Delgado Figueroa | PIP | 1,947 | |
| José Alfredo Ribas Reyes | PIP | 1,943 | |
| José F. Borges Bonilla | PIP | 1,921 | |
| Andrés Rodríguez Rivera | PIP | 1,875 | |
| Carlos Calero López | PIP | 1,872 | |
| José R. Muñiz Menéndez | PIP | 1,852 | |
| Carlos Zayas Cruz | PIP | 1,843 | |
| Andrés Javier Rodríguez Burgos | PIP | 1,793 | |
| Néstor M. Pérez Escolar | PPT | 1,290 | |
| Nominación(es) Directa(s) | Otros | 336 | |

| Gurabo | | | |
|----------|-----------------------------------|---------|-------|
| Electos* | Nombre de los Candidatos | Partido | Votos |
| 1. | Linette M. Rodríguez Benítez | PNP | 9,425 |
| 2. | Pedro J. (Peyo) Sánchez | PNP | 9,423 |
| 3. | María E. Rodríguez Ortiz | PNP | 9,417 |
| 4. | Ramón García Caraballo | PNP | 9,388 |
| 5. | Carlos Rivera Mercado | PNP | 9,341 |
| 6. | José Manuel Carrasquillo Figueroa | PNP | 9,338 |
| 7. | Raquel Martínez Carrillo | PNP | 9,326 |
| 8. | Víctor Vázquez Cruz | PNP | 9,322 |
| 9. | John Corales Cabrera | PNP | 9,320 |
| 10. | Francisco Bezares Torres | PNP | 9,296 |
| 11. | José Raúl Castro Benjamín | PNP | 9,286 |
| 12. | Enrique Guadalupe Ríger | PNP | 9,280 |
| 13. | Guillermo Díaz Molina | PNP | 9,170 |
| 14. | Daisy Pérez Montañez | PPD | 5,455 |
| 15. | Yaridsa Collazo Perdomo | PPD | 5,387 |
| | Orlando (Nandy) Díaz Flores | PPD | 5,384 |
| | Julia Cruz López | PPD | 5,353 |
| | María A (Mayti) Merced Mateo | PPD | 5,340 |
| | Laura Enid Santos Peña | PPD | 5,331 |
| | Heriberto Martínez Madera | PPD | 5,324 |
| | Edwin Rodríguez Colon | PPD | 5,319 |
| | Javier (Javi) Santiago Nuñez | PPD | 5,299 |
| | Margieliz Quiñones Rodríguez | PPD | 5,281 |
| | Jorge (Antares) Rodríguez | PPD | 5,261 |
| | Edgardo González Ramírez | PPD | 5,256 |
| | Luis Carlos Cruz García | PPD | 5,219 |
| 16. | María S. Resto Castro | PIP | 952 |
| | Yolanda Pereira Lozada | PIP | 947 |
| | Yoan Vélez Murillo | PIP | 871 |
| | Ericca Vélez Díaz | PIP | 860 |
| | Verónica Román | PIP | 846 |
| | Héctor Rodríguez Delgado | PIP | 826 |
| | José M. García Leduc | PIP | 826 |
| | Juan Alemán Morales | PIP | 794 |
| | Luis Alberto González Carrión | PIP | 791 |
| | William Morales Ortiz | PIP | 781 |
| | Carlos Manuel Ramírez González | PIP | 779 |

| | | |
|---------------------------|-------|-----|
| Wexil Morales Nieves | PIP | 747 |
| Efraín López Goitia | PIP | 732 |
| Maricarmen Flores Gómez | PPT | 493 |
| Nominación(es) Directa(s) | Otros | 251 |

| Hatillo | | | |
|----------|------------------------------------------------|---------|-------|
| Electos* | Nombre de los Candidatos | Partido | Votos |
| 1. | Luis G Hernandez Alvarez | PPD | 9,554 |
| 2. | Pedro L Ruiz Soto | PPD | 9,531 |
| 3. | Brunilda Soto Lopez | PPD | 9,506 |
| 4. | Javier Arroyo Pagan | PPD | 9,498 |
| 5. | Juan González Rodríguez | PPD | 9,483 |
| 6. | Luis A Colon Toledo | PPD | 9,474 |
| 7. | Wilfredo Gerena Gonzalez | PPD | 9,470 |
| 8. | Orlando Candelaria Torres | PPD | 9,462 |
| 9. | María (Margarita) Navedo Rivera | PPD | 9,446 |
| 10. | Alberto Santiago Soto | PPD | 9,431 |
| 11. | Juana Rodríguez Cruz | PPD | 9,417 |
| 12. | Antonio Medina Matias | PPD | 9,284 |
| 13. | Ángel R. Vales Medina | PPD | 8,435 |
| 14. | Alberto J. Torrado Delgado | PNP | 6,173 |
| 15. | José Ramón Nieves Moya | PNP | 6,145 |
| | Angel G. Atilas Rodríguez | PNP | 6,126 |
| | Josué Reyes Tirado | PNP | 6,099 |
| | Juan José Peraza Batista | PNP | 6,067 |
| | Justo Alexis Soto Pérez | PNP | 6,049 |
| | María Luisa Monrouzeau López | PNP | 6,045 |
| | Juan Manuel Hernández Román | PNP | 5,998 |
| | Marilyn Colón Ramos | PNP | 5,980 |
| | Elvis Morales Vélez | PNP | 5,968 |
| | Sheni Martínez | PNP | 5,929 |
| | Emmanuel López Nieves | PNP | 5,923 |
| | James Torres | PNP | 5,808 |
| 16. | José A. (Freddy Bizcochito) Candelaria Curbelo | PPT | 1,155 |
| | Felipe Muñiz Bonilla | PIP | 401 |
| | Nancy Ivette Mora Martínez | PIP | 397 |
| | Sigfredo Aguilar Llanes | PIP | 330 |
| | Zoraída Martínez Mora | PIP | 311 |
| | Carmen Martínez Mora | PIP | 307 |
| | Keila Marie Gutiérrez Martínez | PIP | 296 |
| | Lymary Aguilar Marrero | PIP | 296 |
| | Xavier Ruiz Reyes | PIP | 295 |
| | Omar Méndez Mora | PIP | 294 |
| | Jorge Saavedra Osorio | PIP | 287 |
| | Wilfredo Martínez Mora | PIP | 272 |
| | Juan B. Ruiz Román | PIP | 269 |
| | Wilfredo Vélez Maldonado | PIP | 265 |
| | Nominación(es) Directa(s) | Otros | 122 |

| Hormigueros | | | |
|-------------|----------------------------------|---------|-------|
| Electos* | Nombre de los Candidatos | Partido | Votos |
| 1. | Rosanna Ramos Martell | PPD | 4,399 |
| 2. | Ricardo Maurosa Bonilla | PPD | 4,398 |
| 3. | Israel Peña Mercado | PPD | 4,382 |
| 4. | Wilma E Sanchez Cruz | PPD | 4,366 |
| 5. | Ivelisse Durand Velez | PPD | 4,348 |
| 6. | Madelyn Bonilla Alicea | PPD | 4,324 |
| 7. | Israel Rivera | PPD | 4,317 |
| 8. | Maida Jimenez Rodriguez | PPD | 4,281 |
| 9. | Edward Cancel Rodriguez | PPD | 4,181 |
| 10. | Primitivo Irizarry Flores | PNP | 2,355 |
| 11. | Nicolás Toro Pérez | PNP | 2,246 |
| | Julio César Toro Feliciano | PNP | 2,233 |
| | Paul Torres Rodríguez | PNP | 2,228 |
| | Daisy Rivera González | PNP | 2,227 |
| | Omar Martínez Pagán | PNP | 2,223 |
| | Denisse Flores Rodríguez | PNP | 2,215 |
| | Carlos J. Bonilla González | PNP | 2,186 |
| | Agustín De L. Vélez Cancel | PNP | 2,103 |
| 12. | Ángel Luis Morot Ramos | PIP | 475 |
| | Milagros Martínez Pérez | PIP | 319 |
| | Judith Martí Pratts | PIP | 299 |
| | Alma Daimy González Vélez | PIP | 283 |
| | Magaly Noemi Vélez Rosario | PIP | 281 |
| | Alberto Fuentes Lorenzo | PIP | 280 |
| | William Vélez Pérez | PIP | 273 |
| | Isaac Martínez Pérez | PIP | 272 |
| | Carlos Lorenzo Segarra Rodríguez | PIP | 259 |
| | Elvin Ayala Lugo | PPT | 107 |
| | Nominación(es) Directa(s) | Otros | 33 |

| Humacao | | | |
|----------|------------------------------------|---------|--------|
| Electos* | Nombre de los Candidatos | Partido | Votos |
| 1. | Olga Del Moral Sánchez | PPD | 10,738 |
| 2. | Julio César Burgos Gutierrez | PPD | 10,620 |
| 3. | Willie A. Rosario Arroyo | PPD | 10,612 |
| 4. | Grace Napolitano Matta | PPD | 10,576 |
| 5. | Daniel Santiago Rojas | PPD | 10,571 |
| 6. | Roberto Díaz Díaz | PPD | 10,570 |
| 7. | Zayra Enid Delgado Almódovar | PPD | 10,566 |
| 8. | Narciso Javier Rodríguez Velázquez | PPD | 10,536 |
| 9. | Ángel Gabriel Rodríguez Medina | PPD | 10,521 |
| 10. | José Cheo González Hernández | PPD | 10,507 |
| 11. | Victor M. Velázquez Casillas | PPD | 10,472 |
| 12. | Miguel Rodríguez Vega | PPD | 10,461 |
| 13. | Héctor Elías Sepúlveda Ramos | PPD | 10,328 |
| 14. | Nydia María Vega Cintrón | PNP | 8,330 |
| 15. | Alejandro Martínez Burgos | PNP | 8,229 |
| | Norma Casanova Delgado | PNP | 8,224 |
| | Sol Iris Ortiz Bruno | PNP | 8,203 |
| | Jose Burgos Millet | PNP | 8,183 |

* NOTA: Los candidatos enumerados fueron certificados electos.

continuación; VOTOS PARA CANDIDATOS A CARGOS MUNICIPALES / LEGISLADORES MUNICIPALES

| | | |
|-----------------------------------|------------|------------|
| Sara Martínez Ayala | PNP | 8,176 |
| Ana I. Claudio Contreras | PNP | 8,158 |
| Christian Muñoz Vargas | PNP | 8,119 |
| Reyes Camacho Rivera | PNP | 8,117 |
| Hermínio Olmeda Marcano | PNP | 8,085 |
| Jaime Ruiz Aguirre | PNP | 8,064 |
| Jesús G. López Correa | PNP | 8,063 |
| Oswaldo Cruz Durán | PNP | 8,036 |
| 16. William Márquez Mulero | PIP | 681 |
| Francisco Díaz Jaime | PIP | 663 |
| Beatriz Díaz Maldonado | PIP | 654 |
| Ninoshka Díaz Torres | PIP | 617 |
| Francisco J. Díaz Maldonado | PIP | 616 |
| Noé Medina López | PIP | 602 |
| Natanael Guadalupe Negrón | PIP | 598 |
| Luz Paquita Maldonado Cardona | PIP | 591 |
| Mario Morales Hernández | PIP | 574 |
| Richard Cruz | PIP | 567 |
| Adrián Lebrón López | PIP | 559 |
| Yomara Delgado Pérez | PIP | 546 |
| José Edwin Rodríguez Sellas | PIP | 501 |
| María Del Pilar Rodríguez Vélez | PPT | 488 |
| Idalia Ramos Colón | PPT | 424 |
| Adam Phillip Astacio Velázquez | PPT | 404 |
| Félix Avilés Ortiz | PPT | 385 |
| Nominación(es) Directa(s) | Otros | 128 |

Isabela

| Electos* | Nombre de los Candidatos | Partido | Votos |
|----------|---------------------------------|---------|--------|
| 1. | Jose A Ponce Abreu | PPD | 10,432 |
| 2. | Brenda Liz Bonilla Irizarry | PPD | 10,359 |
| 3. | Jaime (Jimmy) Vélez Quiñones | PPD | 10,354 |
| 4. | Norma Iris Medina Siberio | PPD | 10,341 |
| 5. | Damaris Montalvo Melon | PPD | 10,319 |
| 6. | William Lopez Santiago | PPD | 10,293 |
| 7. | Eduardo Jose Medina Ramos | PPD | 10,291 |
| 8. | Juan Eduardo Vega Quiñones | PPD | 10,276 |
| 9. | Jose Oscar Medina Ramos | PPD | 10,264 |
| 10. | Javier Arce Lopez | PPD | 10,259 |
| 11. | Jose R Torres Mena | PPD | 10,252 |
| 12. | Waldemar Crespo Rivera | PPD | 10,250 |
| 13. | Gabriel Enrique Corchado Mendez | PPD | 10,129 |
| 14. | Julisa A. Corchado Juarbe | PNP | 7,233 |
| 15. | Eddie Nelson Tavarez Santiago | PNP | 7,107 |
| | Héctor Romero Feliciano | PNP | 7,105 |
| | Carolyn J. Mercado Rosado | PNP | 7,060 |
| | Edna Deliz García | PNP | 7,057 |
| | Juan Alberto Corchado Maldonado | PNP | 7,044 |
| | Juan Carlos Cruz Cintrón | PNP | 7,043 |
| | Ada Cecilia Vargas Mantilla | PNP | 7,024 |
| | Noel Nieves Hernández | PNP | 6,998 |

| | | |
|-----------------------------------|------------|------------|
| Roberto Martínez González | PNP | 6,991 |
| Shaquille Mercado Rivera | PNP | 6,989 |
| José A. Moreno Gutierrez | PNP | 6,977 |
| Mariangela Soto Mercado | PNP | 6,932 |
| 16. Pablo Galarza Saavedra | PIP | 521 |
| Haydelis Acevedo | PIP | 432 |
| David Velázquez Vélez | PIP | 429 |
| Zenaida Machado Mercado | PIP | 428 |
| Dioselina Arroyo Rosa | PIP | 420 |
| Juan B. Melón Rivera | PIP | 396 |
| César Alexis Rosa Pumarejo | PIP | 390 |
| Santos M. González Pagán | PIP | 380 |
| Isaias Roldán Morell | PIP | 379 |
| Robin Torres Rodríguez | PIP | 378 |
| Miguel Ángel Vargas Cortés | PIP | 373 |
| George Edward Rosa | PIP | 370 |
| Félix Robles Torres | PIP | 361 |
| José M. Burgos Moreno | PPT | 216 |
| Nominación(es) Directa(s) | Otros | 94 |

Jayuya

| Electos* | Nombre de los Candidatos | Partido | Votos |
|------------|-----------------------------------|------------|------------|
| 1. | Jose Alberto Gonzalez Gilbes | PPD | 4,268 |
| 2. | Carlos Juan Torres Acosta | PPD | 4,184 |
| 3. | Francisco (Frankie) Pagan Torres | PPD | 4,171 |
| 4. | Francisco G Aponte Hernandez | PPD | 4,165 |
| 5. | Jerry Louis Medina Arroyo | PPD | 4,137 |
| 6. | Nitza Magaly Colon Carrion | PPD | 4,130 |
| 7. | Juan (El Negro) Rivera Soto | PPD | 4,126 |
| 8. | Wilfredo Gonzalez Gonzalez | PPD | 4,112 |
| 9. | Wilfredo Rivera Rosy | PPD | 4,042 |
| 10. | Pedro Dedós Pérez | PNP | 3,777 |
| 11. | Roberto A. Padua Irizarry | PNP | 3,716 |
| | Gerardo Figueroa Molina | PNP | 3,686 |
| | Henry Rodríguez Gracia | PNP | 3,619 |
| | Carmen C. Rivera Alfonso | PNP | 3,611 |
| | Magdalena (Len) Soto Medina | PNP | 3,572 |
| | Aracelis Cruz Villafane | PNP | 3,557 |
| | Miguel G. Rodríguez Pérez | PNP | 3,546 |
| | Lisedia Figueroa Cruz | PNP | 3,466 |
| 12. | Félix González | PIP | 289 |
| | José Enrique Castro Cotto | PIP | 229 |
| | Juan Gelpi Candelario | PIP | 211 |
| | Yaritza Limarie Santiago González | PIP | 211 |
| | Hilda M. Ramos Torres | PIP | 167 |
| | Alfonso Santiago Cruz | PIP | 153 |
| | Joel Ramos Vargas | PIP | 148 |
| | José Antonio Arroyo De Jesús | PIP | 137 |
| | Guillermo Ramos Hernández | PIP | 129 |
| | Félix Xavier Rivera Rivera | PPT | 90 |
| | Nominación(es) Directa(s) | Otros | 36 |

Juana Díaz

| Electos* | Nombre de los Candidatos | Partido | Votos |
|------------|------------------------------------|------------|------------|
| 1. | Ramón (Ramy) Vega Santiago | PPD | 10,254 |
| 2. | Maribel Cruz Soto | PPD | 10,164 |
| 3. | Wilfredo Garriga González | PPD | 10,156 |
| 4. | Magda T Colón Correa | PPD | 10,155 |
| 5. | Homero Ramos Garcia | PPD | 10,147 |
| 6. | Fernando Alvarado Torres | PPD | 10,117 |
| 7. | Julio C Garcia González | PPD | 10,110 |
| 8. | Teresa Cruz Cruz | PPD | 10,107 |
| 9. | Nydia Meléndez Maldonado | PPD | 10,094 |
| 10. | Jorge Rodríguez Rodríguez | PPD | 10,093 |
| 11. | José A. De La Torre Sánchez | PPD | 10,084 |
| 12. | Alex Torres Luzunarís | PPD | 10,030 |
| 13. | Altagracia Roche González | PPD | 9,965 |
| 14. | Isaac Santiago Echevarria | PNP | 7,111 |
| 15. | María Del Carme Pérez Díaz | PNP | 7,044 |
| | María D. Mangual Vázquez | PNP | 6,999 |
| | Nemarie Ortiz | PNP | 6,988 |
| | Karen Ann Arevalo Santiago | PNP | 6,981 |
| | Damaris Cartagena Rosado | PNP | 6,976 |
| | Jennie Marie Torres Moró | PNP | 6,974 |
| | Carmen J. Borgos Negrón | PNP | 6,974 |
| | Xiomara Michell Santiago Rodríguez | PNP | 6,971 |
| | Pedro L. (Gui) Ostolaza León | PNP | 6,970 |
| | Ángel R. Rodríguez Perazza | PNP | 6,963 |
| | Luis Antonio Santiago Reyes | PNP | 6,936 |
| | Felix J. Alvarado Rodríguez | PNP | 6,920 |
| 16. | Anibal Diaz Hernández | PIP | 695 |
| | José Manuel Rosario Rodríguez | PIP | 648 |
| | Nereida Rivera Ruiz | PIP | 647 |
| | Guillermo Velázquez Zayas | PIP | 631 |
| | Nancy Pagán Zambrana | PIP | 631 |
| | Sara C. Rosario Ramos | PIP | 629 |
| | María T. Santos Montes | PIP | 619 |
| | Kathy Marie Torres Rodríguez | PIP | 604 |
| | José A. Figueroa Albertorio | PIP | 604 |
| | Marta Inés Muñoz Ortiz | PIP | 598 |
| | Alejandro Maldonado Torres | PIP | 591 |
| | Carlos M. Pagán Gómez | PIP | 589 |
| | Joas Eliud Rodríguez Muñoz | PIP | 580 |
| | Nominación(es) Directa(s) | Otros | 128 |

Juncos

| Electos* | Nombre de los Candidatos | Partido | Votos |
|----------|--------------------------|---------|-------|
| 1. | Ismael Mojica Gonzalez | PPD | 7,949 |
| 2. | Misael (Maiky) Rivera | PPD | 7,934 |
| 3. | Yadara Lebron Lopez | PPD | 7,917 |
| 4. | Elsie Alejandro Oyola | PPD | 7,909 |

* NOTA: Los candidatos enumerados fueron certificados electos.

continuación; VOTOS PARA CANDIDATOS A CARGOS MUNICIPALES / LEGISLADORES MUNICIPALES

| Juncos | | | |
|--------|----------------------------------|-------|-------|
| 5. | Carlos J Rodriguez Beltran | PPD | 7,904 |
| 6. | Eli Samuel Morales Morales | PPD | 7,903 |
| 7. | Carlos Luis Milian Lopez | PPD | 7,902 |
| 8. | Maria D Marquez Masa | PPD | 7,898 |
| 9. | Emmanuel Mojica Mojica | PPD | 7,896 |
| 10. | Luz Mercedes Pereira Gonzalez | PPD | 7,877 |
| 11. | Jose Oscar Reyes Mojica | PPD | 7,872 |
| 12. | Juanita Torres Peña | PPD | 7,869 |
| 13. | Ana H Sanchez Hernandez | PPD | 7,767 |
| 14. | Edgardo Rosado Alejandro | PNP | 5,570 |
| 15. | Joeshua Miguel Rodriguez Berrios | PNP | 5,559 |
| | Virginia Garcia Quintana | PNP | 5,547 |
| | Daniel Cardona Robles | PNP | 5,544 |
| | Moraima Maldonado | PNP | 5,540 |
| | Marcos Javier Ventura Sánchez | PNP | 5,522 |
| | Nelson Velázquez Algarín | PNP | 5,522 |
| | Francisco Pereira Ruiz | PNP | 5,521 |
| | Gloria M. Sánchez Rivera | PNP | 5,518 |
| | Gloribi Cosme González | PNP | 5,517 |
| | Brenddy Class Pérez | PNP | 5,509 |
| | Elisamuel Marín Cruz | PNP | 5,495 |
| | Addis Reyes Gómez | PNP | 5,452 |
| 16. | María Luz De Belén Méndez Flores | PIP | 504 |
| | Rufo Manuel Hernández De León | PIP | 468 |
| | Zulma I. Figueroa Pérez | PIP | 453 |
| | Ricardo Rafael Quiles González | PIP | 448 |
| | Carmen R. Canals Feliciano | PIP | 446 |
| | Ana Luisa Colón Fernández | PIP | 446 |
| | Edwin Velázquez Torres | PIP | 440 |
| | Milena Cáceres Cortiñas | PIP | 430 |
| | Albi Sandi Durán Canals | PIP | 429 |
| | Kendrick Vellón | PIP | 425 |
| | Max López Márquez | PIP | 424 |
| | Wilfredo Cáceres Ortiz | PIP | 418 |
| | Rafael Rivera González | PIP | 414 |
| | Nominación(es) Directa(s) | Otros | 42 |

| Lajas | | | |
|----------|------------------------------|---------|-------|
| Electos* | Nombre de los Candidatos | Partido | Votos |
| 1. | Daniel Nelson Montalvo | PPD | 5,174 |
| 2. | Marta Valentin Martinez | PPD | 5,165 |
| 3. | Robin Rivera Nazario | PPD | 5,150 |
| 4. | Miriam Ayala Valle | PPD | 5,136 |
| 5. | William Ruiz Vélez | PPD | 5,129 |
| 6. | Brunilda Rodriguez Recio | PPD | 5,127 |
| 7. | Miguel A. Rodríguez Báez | PPD | 5,116 |
| 8. | Waldo David Ortiz | PPD | 5,112 |
| 9. | Martina (Marta) Perea Zapata | PPD | 5,097 |
| 10. | Linda D. Camacho Morales | PPD | 5,064 |
| 11. | Elaine Henríquez Rivera | PPD | 5,041 |
| 12. | Edwin (Nuny) Ruiz Zapata | PNP | 4,063 |

| | | | |
|-----|-------------------------------|-------|-------|
| 13. | Iris Pérez Báez | PNP | 3,997 |
| | Angel (Nuno) Cruz | PNP | 3,947 |
| | Domingo Madera Ruiz | PNP | 3,943 |
| | Erik José Torres Lay | PNP | 3,920 |
| | Sol Bilma Vargas Zapata | PNP | 3,914 |
| | Edwin (Papo) Rivera | PNP | 3,908 |
| | Eric Vargas Vargas | PNP | 3,901 |
| | Luis Manuel Blasini Ortiz | PNP | 3,897 |
| | Cesar (Larito) Ramirez Suárez | PNP | 3,877 |
| | Carmen A. Collado Martínez | PNP | 3,851 |
| 14. | Wilson W. Sánchez Casiano | PIP | 456 |
| | Zoila Rosa Pardo Castro | PIP | 324 |
| | Carmen I. Lugo Morales | PIP | 309 |
| | Marieli Dávila Pérez | PIP | 301 |
| | Luis A. Toro Medina | PIP | 283 |
| | Felicita Cruz Bracero | PIP | 283 |
| | Miguel A. Santiago Santana | PIP | 280 |
| | José Elías Rodríguez Muñiz | PIP | 271 |
| | Santos Alfredo Laboy Pagán | PIP | 270 |
| | Candelario Espinosa Pérez | PIP | 268 |
| | Concepción Montalvo Pérez | PIP | 264 |
| | Nominación(es) Directa(s) | Otros | 74 |

| Lares | | | |
|----------|--------------------------------|---------|-------|
| Electos* | Nombre de los Candidatos | Partido | Votos |
| 1. | Carlos Roberto Pagán Crespo | PNP | 7,407 |
| 2. | Norma Pérez Colón | PNP | 7,390 |
| 3. | María Nieves Pagán | PNP | 7,382 |
| 4. | Ramón A. Marrero Paoli | PNP | 7,370 |
| 5. | Juan Manuel Mejias Rodríguez | PNP | 7,368 |
| 6. | José Luis Castro López | PNP | 7,352 |
| 7. | Edgar De Jesús Colón Alicea | PNP | 7,350 |
| 8. | Orlando Romero Exclusa | PNP | 7,340 |
| 9. | Joel Ramos Paoli | PNP | 7,339 |
| 10. | Alfredo Arce González | PNP | 7,336 |
| 11. | Luz E. Colón Beltrán | PNP | 7,301 |
| 12. | Norberto Quiles Velez | PPD | 6,627 |
| 13. | Maritza Duran Cruz | PPD | 6,584 |
| | Carlos Alberto Cardona Roman | PPD | 6,578 |
| | Yaritza Marie Ferdandini Muñoz | PPD | 6,577 |
| | Nitza Vargas Mathew | PPD | 6,575 |
| | Eduardo Yoito Ortiz | PPD | 6,559 |
| | Geraldo Gonzalez Gonzalez | PPD | 6,553 |
| | Xiomara Acevedo Ruiz | PPD | 6,547 |
| | Juan Mendez | PPD | 6,544 |
| | Francisco P. Andolz | PPD | 6,533 |
| | Betzaida Perez Arocho | PPD | 6,491 |
| 14. | Rubén Lucena Cruz | PIP | 369 |
| | Armando Román Irizarry | PIP | 364 |
| | Sherwin Quiles Delgado | PIP | 359 |
| | Gabriela Tairi Vargas Quiñones | PIP | 336 |

| | | |
|----------------------------------|-------|-----|
| Alexandra Ruiz Vargas | PIP | 325 |
| Rita María Soto Vargas | PIP | 317 |
| Laura Aldarondo Morales | PIP | 316 |
| Jeanette Vargas Quiñones | PIP | 315 |
| Ramón Ríos Ruiz | PIP | 312 |
| Ernesto L. Acevedo Castillo | PIP | 295 |
| Ángel Heriberto Hernández Torres | PIP | 286 |
| Nominación(es) Directa(s) | Otros | 21 |

| Las Marias | | | |
|------------|-----------------------------|---------|-------|
| Electos* | Nombre de los Candidatos | Partido | Votos |
| 1. | Waldemar Guilloty Ramos | PNP | 2,914 |
| 2. | Radamés Martínez Barbosa | PNP | 2,911 |
| 3. | Vidal Torres Droz | PNP | 2,911 |
| 4. | Annelie Carlo Rivera | PNP | 2,905 |
| 5. | Rosa Iris Castro Gracia | PNP | 2,896 |
| 6. | Marcos Dominicci Quiñones | PNP | 2,894 |
| 7. | Monserate Valentin Pérez | PNP | 2,893 |
| 8. | Roberto Santiago Acevedo | PNP | 2,892 |
| 9. | José Luis Cuevas Vélez | PNP | 2,874 |
| 10. | Othniel Sanchez | PPD | 2,680 |
| 11. | Jose (Tito) Campos | PPD | 2,675 |
| | Clara (Clarita) Perez | PPD | 2,675 |
| | Arcangel Bonilla Crespo | PPD | 2,652 |
| | Omualdo Rios Crespo | PPD | 2,652 |
| | Daisy Vega Vargas | PPD | 2,652 |
| | Aida Rivera Martell | PPD | 2,642 |
| | Nelson Correa Gonzalez | PPD | 2,634 |
| | Wilbert Hernandez Caraballo | PPD | 2,633 |
| 12. | Orlando Crespo Hendriecks | PIP | 116 |
| | Melissa Alequín González | PIP | 99 |
| | Carlos R. Cruz Soto | PIP | 95 |
| | Nivia I. Rodríguez Vélez | PIP | 95 |
| | Carlos Peña Marty | PIP | 88 |
| | Adolfo Crespo Vélez | PIP | 86 |
| | Ana Sonia Rosario Frank | PIP | 83 |
| | Antonio Bartolomei Ramos | PIP | 81 |
| | Carlos E. Valentin Montalvo | PIP | 76 |
| | Nominación(es) Directa(s) | Otros | 2 |

| Las Piedras | | | |
|-------------|-----------------------------|---------|-------|
| Electos* | Nombre de los Candidatos | Partido | Votos |
| 1. | Maribel Hernández Hernández | PNP | 8,213 |
| 2. | Joel Díaz Rivera | PNP | 8,151 |
| 3. | Myrna Aponte Alvarez | PNP | 8,147 |
| 4. | Manuel Cay Burgos | PNP | 8,132 |
| 5. | Liz Sheila Cruz Rivera | PNP | 8,123 |
| 6. | Sharon Rodríguez Cruz | PNP | 8,102 |
| 7. | Yamille Colón Rivera | PNP | 8,096 |
| 8. | Ameé Rodríguez Ríos | PNP | 8,057 |

* NOTA: Los candidatos enumerados fueron certificados electos.

continuación; VOTOS PARA CANDIDATOS A CARGOS MUNICIPALES / LEGISLADORES MUNICIPALES

| | | | |
|-----|--------------------------------|-------|-------|
| 9. | Luis Márquez Ruíz | PNP | 8,042 |
| 10. | Raxel Cruz Ramos | PNP | 8,032 |
| 11. | Alex II López Millán | PNP | 7,927 |
| 12. | Samuel (Sammy) Del Valle Ortiz | PPD | 5,677 |
| 13. | Hilda M. Gerena Casillas | PPD | 5,651 |
| | Alexander Velazquez Montañez | PPD | 5,613 |
| | Myrna L. Ruíz Rodríguez | PPD | 5,573 |
| | Kleysha R. Díaz Marcano | PPD | 5,548 |
| | Elsa Rojas Rivera | PPD | 5,546 |
| | Jose R (Chelo) Delgado Ubiles | PPD | 5,540 |
| | Israel Pagan Velazquez | PPD | 5,540 |
| | Glorilu Martínez Martínez | PPD | 5,539 |
| | Ismael Castro Soto | PPD | 5,500 |
| | Ramon (Guiso) Sepulveda | PPD | 5,437 |
| 14. | María Del Carmen Cáceres Ortiz | PIP | 460 |
| | Carlos Omar Mojica Torres | PIP | 450 |
| | Jonalis Figueroa Guadalupe | PIP | 450 |
| | Rosaura Jiménez Ayala | PIP | 434 |
| | Carmen Cordero Sepúlveda | PIP | 432 |
| | Francisco Vega Díaz | PIP | 423 |
| | José L. Nieves Morales | PIP | 415 |
| | Raymond González Alicea | PIP | 415 |
| | José R. Velázquez Adorno | PIP | 413 |
| | Ismael Acabeo Laboy | PIP | 399 |
| | José David Rodríguez Guzmán | PIP | 384 |
| | Nominación(es) Directa(s) | Otros | 121 |

Loiza

| Electos* | Nombre de los Candidatos | Partido | Votos |
|----------|-----------------------------------|---------|-------|
| 1. | Joel A. Osorio Chiclana | PPD | 4,638 |
| 2. | Luis (Gury) Laureano | PPD | 4,594 |
| 3. | Rafael Rivera Rivera | PPD | 4,589 |
| 4. | Denisse Lanzo Cortijo | PPD | 4,580 |
| 5. | Sylmarie Fuentes Faura | PPD | 4,567 |
| 6. | Betzaida Lopez Lopez | PPD | 4,552 |
| 7. | Irma Delgado Arroyo | PPD | 4,544 |
| 8. | Sonia E Perez Ortega | PPD | 4,528 |
| 9. | Raymond Lorenzo Cruz Hernandez | PPD | 4,526 |
| 10. | Dwight Colon Fuentes | PPD | 4,515 |
| 11. | Yolanda Pizarro Quiñones | PPD | 4,487 |
| 12. | José Gabriel Santos López | PNP | 4,355 |
| 13. | Miguel Alexis Villarán Quiñones | PNP | 4,311 |
| | Glorimar Correa Quiñones | PNP | 4,299 |
| | María Iris Ortiz Dávila | PNP | 4,291 |
| | Juan A. Cirino Martínez | PNP | 4,267 |
| | María Esther Santos Navedo | PNP | 4,265 |
| | Roberto Escobar Quiñones | PNP | 4,259 |
| | Alejandro Lanzo Osorio | PNP | 4,246 |
| | Adalberto Bultrón Escalera | PNP | 4,239 |
| | Juan Carlos Marrero Velázquez | PNP | 4,237 |
| | Marian Catalina Clemente Calderón | PNP | 4,203 |

| | | | |
|-----|--------------------------------|-------|-----|
| 14. | Cesar Augusto Díaz Osorio | PIP | 215 |
| | Carlos M. Plaza Osorio | PIP | 208 |
| | Carlos Gabriel Márquez Arroyo | PIP | 203 |
| | José Carlos Carrasquillo Arce | PIP | 192 |
| | Juanita Márquez López | PIP | 190 |
| | Ezequiel Ramos Pizarro | PIP | 183 |
| | Luis A. Ocasio Cotto | PIP | 178 |
| | José A. Plata Rivera | PIP | 177 |
| | Ramón F. Vega Concepción | PIP | 176 |
| | Aquila Lebrón Ríos | PIP | 174 |
| | Luis Antonio Rodríguez Pizarro | PIP | 161 |
| | Nominación(es) Directa(s) | Otros | 117 |

Luquillo

| Electos* | Nombre de los Candidatos | Partido | Votos |
|----------|------------------------------|---------|-------|
| 1. | Vicente Díaz Salgado | PPD | 4,038 |
| 2. | Liduvina Feliciano Parrilla | PPD | 4,003 |
| 3. | Luis A Morales Montañez | PPD | 3,994 |
| 4. | Ana Teresa Nieves Rodríguez | PPD | 3,990 |
| 5. | Ramon S Concepcion Rivera | PPD | 3,984 |
| 6. | Joaquin Gonzalez Perez | PPD | 3,977 |
| 7. | Francisco Pizarro Melendez | PPD | 3,974 |
| 8. | Cindy Fernandez De Jesus | PPD | 3,969 |
| 9. | Pedro Reyes Cruz | PPD | 3,967 |
| 10. | Santos Franco Martinez | PPD | 3,956 |
| 11. | Roberto Colon Baerga | PPD | 3,860 |
| 12. | Vicente E. (Gardo) Febo Díaz | PNP | 3,168 |
| 13. | Rosa (Rosita) Garcia Cales | PNP | 3,091 |
| | Migdalia Rosario Velázquez | PNP | 3,080 |
| | Keishla M. Torrénis López | PNP | 3,076 |
| | Wanda Nieves Calderón | PNP | 3,067 |
| | Daniel Flores Fragoso | PNP | 3,046 |
| | Nilsa Vázquez Fragosa | PNP | 3,030 |
| | Julitza M. Berrios Figueroa | PNP | 3,028 |
| | Nitza E Vazquez Melendez | PNP | 3,020 |
| | Arnaldo Rosario Casillas | PNP | 3,008 |
| | Rafael (Güiríngo) De Jesús | PNP | 2,996 |
| 14. | Vilma Skerrett Laureano | PIP | 291 |
| | Migdalia Skerrett Laureano | PIP | 241 |
| | Nydia I. Ramírez Escobar | PIP | 232 |
| | José Ramón González Vázquez | PIP | 232 |
| | María M. Rexach Osorio | PIP | 232 |
| | Coral Santiago Ramírez | PIP | 215 |
| | Juan Fernando Rivera Ramírez | PIP | 202 |
| | Héctor Baez Flores | PIP | 200 |
| | Marycely Rijos López | PIP | 199 |
| | Emma Luz Saniel Velázquez | PIP | 194 |
| | Silvia María Viera Díaz | PIP | 193 |
| | Nominación(es) Directa(s) | Otros | 9 |

Manatí

| Electos* | Nombre de los Candidatos | Partido | Votos |
|----------|-----------------------------------|---------|--------|
| 1. | María C. Robles Torres (Mery) | PNP | 11,696 |
| 2. | Ramón (Papo) Rosario | PNP | 11,682 |
| 3. | Glorimar Falconi | PNP | 11,631 |
| 4. | Cándida (Candy) Sánchez | PNP | 11,620 |
| 5. | Jerry Z. Nieves Rosario | PNP | 11,594 |
| 6. | Juan Alejandro Amador Trinidad | PNP | 11,590 |
| 7. | Vito Castro | PNP | 11,573 |
| 8. | Heriberto López González | PNP | 11,563 |
| 9. | Israel (Malavé) Malavé | PNP | 11,540 |
| 10. | Angel L. Alvarez (Pury) | PNP | 11,524 |
| 11. | Juan Francisco Ramírez Cacho | PNP | 11,522 |
| 12. | Gregorio (Goyo) Dávila | PNP | 11,487 |
| 13. | Carlos Efrain Rivera Arroyo | PNP | 11,260 |
| 14. | Bienvenido (Beny) Collazo | PPD | 3,637 |
| 15. | Ramon (Monchito) Armaiz | PPD | 3,631 |
| | Hector L. Muriel Nieves | PPD | 3,621 |
| | Jorge Feliciano Rivera | PPD | 3,490 |
| | Jose Orlando Alicea Barreto | PPD | 3,489 |
| | Héctor (Wito) Rodríguez | PPD | 3,466 |
| | Juan Carlos Guzman Jr | PPD | 3,463 |
| | Jose (Chemon) Guardioli | PPD | 3,442 |
| | María Garcia Andino | PPD | 3,438 |
| | Linda E Garcia Melendez | PPD | 3,411 |
| | Jonathan Jaime Mendoza Schelmetty | PPD | 3,404 |
| | Andres (Andy) Ramirez | PPD | 3,396 |
| | Ana Gloria Ayala Ortiz | PPD | 3,388 |
| 16. | Blanca Febles Valentín | PIP | 576 |
| | Juan Ayala Náter | PIP | 564 |
| | María M Vega Rivera | PIP | 521 |
| | Elba Y. Torres Vega | PIP | 515 |
| | Ana Landrón Vega | PIP | 513 |
| | Suannete Otero Torres | PIP | 512 |
| | William Landrón González | PIP | 505 |
| | Juan Antonio Alicea Torres | PIP | 502 |
| | Carmen Quiñones Chévere | PIP | 498 |
| | Carmen Vega Rivera | PIP | 496 |
| | Elia Valentín Morales | PIP | 491 |
| | Jorge Luis Nuñez Maysonet | PIP | 478 |
| | Raúl Colón Martínez | PIP | 446 |
| | Nominación(es) Directa(s) | Otros | 63 |

Maricao

| Electos* | Nombre de los Candidatos | Partido | Votos |
|----------|---------------------------|---------|-------|
| 1. | Ferdinand Pérez Rodríguez | PNP | 1,735 |
| 2. | Emanuel Pérez Canchany | PNP | 1,721 |
| 3. | Grisca Dolores Seda Ruiz | PNP | 1,712 |
| 4. | Elsie Martinez Lugo | PNP | 1,711 |
| 5. | Maricela Martínez Lugo | PNP | 1,711 |
| 6. | Sonia Galarza Rivera | PNP | 1,706 |

* NOTA: Los candidatos enumerados fueron certificados electos.

continuación; VOTOS PARA CANDIDATOS A CARGOS MUNICIPALES / LEGISLADORES MUNICIPALES

Maricao

| | | | |
|-----|-------------------------------------|-------|-------|
| 7. | Gualberto Santana Montañez | PNP | 1,706 |
| 8. | Luis A. Rosado | PNP | 1,702 |
| 9. | Luz Eneida Vélez García | PNP | 1,690 |
| 10. | Tirsa Victoria Enriquez Vega | PPD | 1,452 |
| 11. | José Antonio Pérez Milán | PPD | 1,438 |
| | Francisco Rivera Bayrón | PPD | 1,437 |
| | Carlos Noel Alequín Rivera | PPD | 1,435 |
| | Héctor D. Vázquez Galarza | PPD | 1,433 |
| | Redemencio Rosario Rivera | PPD | 1,432 |
| | Roberto Rodríguez Rivera | PPD | 1,427 |
| | Omar Luis Benvenuti Gómez | PPD | 1,427 |
| | Carlos Ramos Irizarry | PPD | 1,418 |
| 12. | Melanie Oms Castillo | PIP | 33 |
| | Rodney Iván Rivera Rivera | PIP | 28 |
| | Pamela Oms Castillo | PIP | 27 |
| | Iván Miguel Poggi Caraballo | PIP | 26 |
| | Emanuel José Poggi Caraballo | PIP | 25 |
| | Nilsa Caraballo Ruiz | PIP | 22 |
| | Rolsen Eduardo Rivera Rivera | PIP | 21 |
| | Isabel López Soto | PIP | 21 |
| | Ángel Luis López Soto | PIP | 18 |
| | Nominación(es) Directa(s) | Otros | 3 |

Maunabo

| Electos* | Nombre de los Candidatos | Partido | Votos |
|----------|----------------------------------------------|---------|-------|
| 1. | Miguel Angel (Miguelito) Ortiz Lebrón | PPD | 2,873 |
| 2. | Ramón (Raymond) Pinto González | PPD | 2,867 |
| 3. | Rosanna Rivera Colón | PPD | 2,866 |
| 4. | Angel Omar Lafuente Amaro | PNP | 2,861 |
| 5. | Milagros (Millie) Lebrón Lebrón | PPD | 2,857 |
| 6. | Aida (Aidita) Rivera Rosario | PPD | 2,850 |
| 7. | Norma Patrón | PPD | 2,849 |
| 8. | Joann Figueroa Lafuente | PPD | 2,848 |
| 9. | Zenaida Velázquez Salinas | PPD | 2,840 |
| 10. | Rolando León Rivera | PNP | 2,813 |
| | Xiomara Ocasio | PPD | 2,798 |
| 11. | Steven Rodríguez Figueroa | PNP | 2,782 |
| | José Antonio Meléndez Arroyo | PNP | 2,779 |
| | Dymarís Zuhei Rodríguez Fantauzzi | PNP | 2,777 |
| | Sonia Ivelisse León León | PNP | 2,774 |
| | Gil Vázquez Burgos | PNP | 2,755 |
| | Marving Manul Cruz Díaz | PNP | 2,748 |
| | Andrés Santana Morales | PNP | 2,714 |
| 12. | Carmen Amaro Morales | PIP | 239 |
| | Jesús David Lebrón Gómez | PIP | 206 |
| | Ramón Luis Fantauzzi Ramos | PIP | 188 |
| | Zoraida Torres Montes | PIP | 184 |
| | Vidal Abreu Rivera | PIP | 175 |
| | Domingo Montañez Reyes | PIP | 172 |
| | Yazmín Morales Rivera | PIP | 168 |
| | Rocío Morales Rivera | PIP | 168 |

| | | |
|---------------------------|-------|-----|
| Esther Rodríguez Ortiz | PIP | 168 |
| Sixto Camacho Meléndez | PPT | 44 |
| Nominación(es) Directa(s) | Otros | 12 |

Mayagüez

| Electos* | Nombre de los Candidatos | Partido | Votos |
|----------|---------------------------------------|---------|--------|
| 1. | Pura Beatriz Vincenty Pagán | PPD | 15,920 |
| 2. | Alfredo Irizarry Martell | PPD | 15,809 |
| 3. | Jocelyne Mary Rodriguez Negron | PPD | 15,780 |
| 4. | Carmen A Vega Olivencia | PPD | 15,746 |
| 5. | Francisco Bisbal Ramos | PPD | 15,733 |
| 6. | Manuel Pérez Sotomayor | PPD | 15,723 |
| 7. | Néstor J Cortina Alicea | PPD | 15,714 |
| 8. | Augusto López Serrano | PPD | 15,713 |
| 9. | Lissette Rodríguez Mateo | PPD | 15,699 |
| 10. | Nelson Valle Campos | PPD | 15,699 |
| 11. | Demetrio Madera Ruíz | PPD | 15,685 |
| 12. | Elsie González | PPD | 15,599 |
| 13. | Lyselle Ramírez Coriano | PPD | 15,308 |
| 14. | Israel Forestier Fradera | PNP | 10,351 |
| 15. | María Gaud Vélez | PNP | 10,338 |
| | José A. Guilloty Morales | PNP | 10,293 |
| | Magaly López Caraballo | PNP | 10,284 |
| | Rosa Esther Sepúlveda Mandia | PNP | 10,239 |
| | Arnaldo Ferrer López (Bambi) | PNP | 10,235 |
| | Lendis Fabiola Alemañy Ojeda | PNP | 10,208 |
| | Alejandro Santiago Odio | PNP | 10,196 |
| | Jacqueline Saavedra Bracero | PNP | 10,145 |
| | Gladys Olivo Valentín | PNP | 10,139 |
| | Alfredo Rodríguez Vélez (Memo) | PNP | 10,131 |
| | Jacqueline Martínez Irizarry | PNP | 10,110 |
| | Ana Teresa Valentín Acosta | PNP | 10,106 |
| 16. | René Martínez Morales | PIP | 1,739 |
| | Rosa F. Martínez Cruzado | PIP | 1,563 |
| | María Del Pilar Velázquez Rivera | PIP | 1,554 |
| | Camilly Azize Álvarez | PIP | 1,490 |
| | Vanessa Dale Austin | PIP | 1,487 |
| | Orlando Serrano Valle | PIP | 1,484 |
| | Raquel Bonilla Ortiz | PIP | 1,455 |
| | Jonathan Joel Pesante Vélez | PIP | 1,449 |
| | Mercedes Marty Pabón | PIP | 1,429 |
| | Ubaldo Soto Miranda | PIP | 1,422 |
| | Marcus Joel Ramos | PIP | 1,419 |
| | Alex Avilés Sánchez | PIP | 1,369 |
| | Gerhart Ramirez Vick | PIP | 1,281 |
| | Abdullah Amin Abuellouf | PPT | 478 |
| | Nominación(es) Directa(s) | Otros | 259 |

Moca

| Electos* | Nombre de los Candidatos | Partido | Votos |
|----------|---------------------------------|---------|-------|
| 1. | Alvin D. Lugo Soto | PNP | 9,188 |
| 2. | Gloria M. Bosques Medina | PNP | 9,169 |

| | | | |
|-----|--------------------------------------|-------|-------|
| 3. | Miriam Luz Medina Morales | PNP | 9,151 |
| 4. | Madeline Hernández Villanueva | PNP | 9,145 |
| 5. | Sylvia Santiago Acevedo | PNP | 9,135 |
| 6. | Sandra E. Hernández Vera | PNP | 9,131 |
| 7. | Felix Ariel Hernández Méndez | PNP | 9,115 |
| 8. | Orlando Velázquez Conty | PNP | 9,105 |
| 9. | Lorenzo Hernández Morales | PNP | 9,104 |
| 10. | Etienne Yamil Vega Hernández | PNP | 9,086 |
| 11. | Jorge A. Pérez Díaz | PNP | 9,050 |
| 12. | Rufino Hernández Vega | PNP | 9,039 |
| 13. | Gilines Vega Seguí | PNP | 8,711 |
| 14. | David Velázquez Aviles | PPD | 7,508 |
| 15. | Ivan González Cordero | PPD | 7,324 |
| | Mayra Lorenzo Velázquez | PPD | 7,293 |
| | Angel Morales Rivera | PPD | 7,290 |
| | Efrain (Franco) Barreto Barreto | PPD | 7,288 |
| | Gladys Noemi Barreto Pérez | PPD | 7,272 |
| | Olga Lydia Pérez Rodríguez | PPD | 7,238 |
| | Ada F Lopez Rodriguez | PPD | 7,234 |
| | Giovanni (Chino) Soto Garcia | PPD | 7,234 |
| | Janet Santana | PPD | 7,216 |
| | Jose Luis Alber Roldan Hilerio | PPD | 7,195 |
| | Marilyn Enid Castro Salas | PPD | 7,180 |
| | Christian Barreto Jiménez | PPD | 7,159 |
| 16. | Ángel (Bebo) Ortiz Barreto | PPT | 498 |
| | Efrain Junior Cortés | PIP | 458 |
| | Gladys González Colón | PIP | 361 |
| | Miguel A. Chévere | PIP | 355 |
| | Amy Marie Acevedo | PIP | 312 |
| | Luis Méndez Acevedo | PIP | 312 |
| | Manuel De Jesús Hernández Soto | PIP | 312 |
| | Jorge Luis Velázquez Santiago | PIP | 310 |
| | Alejandro Galarza Deynes | PIP | 308 |
| | Noel Jesús Acevedo Hernández | PIP | 306 |
| | Carlos Jesús Santiago Rosario | PIP | 306 |
| | José Ariel Hernández Pérez | PIP | 305 |
| | Roberto Santiago González | PIP | 280 |
| | Elmer Estevez Cortés | PIP | 267 |
| | Nominación(es) Directa(s) | Otros | 63 |

Morovis

| Electos* | Nombre de los Candidatos | Partido | Votos |
|----------|--------------------------------------|---------|-------|
| 1. | Migdalia Rivera Maldonado | PPD | 7,084 |
| 2. | Ada E. Martínez Oliveras | PPD | 7,030 |
| 3. | Ariel (Jimmy) Soto Irizarry | PPD | 6,999 |
| 4. | Eliezer Wichiro Negrón Fontán | PPD | 6,991 |
| 5. | Vanellies Santiago Rivera | PPD | 6,966 |
| 6. | Lubriel Vega Collazo | PPD | 6,963 |
| 7. | Mónica Maldonado Torres | PPD | 6,960 |

* NOTA: Los candidatos enumerados fueron certificados electos.

continuación; VOTOS PARA CANDIDATOS A CARGOS MUNICIPALES / LEGISLADORES MUNICIPALES

| | | | |
|-----|---------------------------------|-------|-------|
| 8. | Martin Rosado Sepulveda | PPD | 6,953 |
| 9. | Antonia Torres Cabrera | PPD | 6,911 |
| 10. | Lizzie Vanessa Morales González | PPD | 6,890 |
| 11. | Widalys Guzmán Rodríguez | PNP | 6,889 |
| 12. | Raúl M. Burgos Amezaga | PNP | 6,869 |
| 13. | Efrén Marrero Del Rio | PNP | 6,841 |
| | Jesús A. Russe Santiago | PNP | 6,826 |
| | Héctor L. Guevares Ortiz | PNP | 6,807 |
| | Angel M. Marrero Rivera | PNP | 6,795 |
| | Adolfo J. Machargo Parés | PNP | 6,785 |
| | Efraín Avilés López | PNP | 6,779 |
| | Aida Rodríguez Pérez | PPD | 6,778 |
| | William A. Torres Calderón | PNP | 6,765 |
| | Luis Armando Rodríguez Archilla | PNP | 6,751 |
| | Eric Gabriel Aponte Maldonado | PNP | 6,608 |
| 14. | Orlando Ramos Meléndez | PIP | 353 |
| | Oscar Luis Fontán Vélez | PIP | 255 |
| | María Socorro Cruz Rosario | PIP | 254 |
| | Aurimar A. Cruz Cruz | PIP | 246 |
| | José Ignacio Sánchez Hernández | PIP | 243 |
| | Ángel E. Torres Otero | PIP | 237 |
| | Iris I. Torres Otero | PIP | 232 |
| | Carmen M. Lafontaine Fontán | PIP | 232 |
| | Víctor Ángel Cruz Cruz | PIP | 221 |
| | Milagros Vélez Ramos | PIP | 212 |
| | Marialys Torres Trinidad | PIP | 209 |
| | Pedro Iván Marín Fontán | PPT | 123 |
| | Nominación(es) Directa(s) | Otros | 87 |

| | | | |
|-----|-------------------------------------|-------|-------|
| | Javinet Beltrán | PPD | 2,192 |
| 14. | Mariana Del Pilar Quiñones Fuentes | PIP | 302 |
| | Orlando González Rivera | PIP | 288 |
| | Fausto Cáceres | PIP | 286 |
| | René Meléndez Cáceres | PIP | 271 |
| | Francisco José Meléndez Quiñones | PIP | 263 |
| | Mariana Del Pilar Montañez Quiñones | PIP | 252 |
| | Arnald Mouller Figueroa | PIP | 248 |
| | Chareliza Rivera Santiago | PIP | 245 |
| | Jessie Morales | PIP | 233 |
| | Zaimaly Lynnett Pagán Díaz | PIP | 209 |
| | Julio Oscar Cordero Sepúlveda | PIP | 193 |
| | Octavio Antonio Martínez Santana | PPT | 125 |
| | Nominación(es) Directa(s) | Otros | 43 |

Naranjito

| Electos* | Nombre de los Candidatos | Partido | Votos |
|----------|-------------------------------|---------|-------|
| 1. | José Angel López | PNP | 8,241 |
| 2. | Jesús M. Rodríguez Rivera | PNP | 8,237 |
| 3. | Irmay Fuentes Negrón | PNP | 8,221 |
| 4. | Pedro Javier Ortiz Morales | PNP | 8,216 |
| 5. | Melvin Cruz Cuadrado | PNP | 8,199 |
| 6. | Francisco Santiago Pérez | PNP | 8,197 |
| 7. | Lilly Bell Olivo Rivera | PNP | 8,194 |
| 8. | Angel Javier Pacheco Santiago | PNP | 8,194 |
| 9. | Angel Manuel Marrero Calderón | PNP | 8,185 |
| 10. | Román Rivera (Guareto) | PNP | 8,175 |
| 11. | Kelvin Joel Serrano Saez | PNP | 8,120 |
| 12. | Miguel Angel Morales Figueroa | PPD | 6,070 |
| 13. | Lenny Marie Oyola Matos | PPD | 6,050 |
| | Eduardo Berrios Martínez | PPD | 6,046 |
| | Jose M Berrios Pola | PPD | 6,037 |
| | Alberto Jesus Cosme Santiago | PPD | 6,031 |
| | Mirna Luz Alicea Cosme | PPD | 6,021 |
| | Juan Luis Rivera Sanchez | PPD | 6,015 |
| | Daisy Judith Tirado Santiago | PPD | 6,010 |
| | Ileana Torres Morales | PPD | 6,007 |
| | Mitchell A. Rodríguez Ortiz | PPD | 6,001 |
| | Ana Rosario Morales Berrios | PPD | 5,982 |
| 14. | María E. Negrón Santiago | PIP | 488 |
| | María D. Rivera Roque | PIP | 436 |
| | Xiomara Piñero Negrón | PIP | 424 |
| | Jaime Santana Negrón | PIP | 382 |
| | Aurea Elena Rodríguez Rivera | PIP | 381 |
| | José Fermín Morales Morales | PIP | 380 |
| | Jennifer Daliz Correa Fuentes | PIP | 356 |
| | Norberto Morales Rivera | PIP | 356 |
| | Pedro Hernández Padilla | PIP | 356 |
| | Carmen M. Pérez Nieves | PIP | 353 |
| | Wilfredo García Cordero | PIP | 351 |
| | Nominación(es) Directa(s) | Otros | 15 |

Orocovis

| Electos* | Nombre de los Candidatos | Partido | Votos |
|----------|----------------------------------|---------|-------|
| 1. | Irmari Padilla Hernández | PNP | 7,153 |
| 2. | Shayra Rosario Rodríguez | PNP | 7,149 |
| 3. | Antonio G. Meléndez Vargas | PNP | 7,143 |
| 4. | Alberto Hernández Rojas | PNP | 7,142 |
| 5. | Luis José Jiménez Torres | PNP | 7,142 |
| 6. | Cristian G. Maldonado González | PNP | 7,133 |
| 7. | Ricardo Ocasio Rivera | PNP | 7,132 |
| 8. | Francisco Alvarado Hernández | PNP | 7,129 |
| 9. | Jesús M. Martínez Hernández | PNP | 7,128 |
| 10. | Rubén N. Ortiz Ortiz | PNP | 7,124 |
| 11. | Carlos J. Meléndez Zayas | PNP | 7,096 |
| 12. | Leslie Ramos Rodríguez | PPD | 5,088 |
| 13. | Sendic O. Torres Meléndez | PPD | 5,086 |
| | Migdalia Rodríguez Figueroa | PPD | 5,080 |
| | Migdaly Figueroa Rivera | PPD | 5,079 |
| | Michelle Enid Coira Burgos | PPD | 5,074 |
| | Corally Sánchez Rosado | PPD | 5,055 |
| | Jose A Rivas Guevarez | PPD | 5,046 |
| | Ricardo (Ricky) Colón Rosario | PPD | 5,039 |
| | Antonio (Toño) Rodríguez Arriaga | PPD | 5,031 |
| | Yesenia D. López Rosario | PPD | 5,028 |
| | Gisselle Torres Rivera | PPD | 4,971 |
| 14. | Dalma Cartagena Colón | PIP | 342 |
| | Irma L. Rodríguez Morales | PIP | 258 |
| | Aulem Latorre Vázquez | PIP | 233 |
| | Omar Figueroa Negrón | PIP | 208 |
| | Carlos Gabriel Rodríguez López | PIP | 192 |
| | Marcelino Rodríguez Vázquez | PIP | 192 |
| | Isis Onell Robles Ortiz | PIP | 191 |
| | Ángel D. Maldonado Otero | PIP | 179 |
| | Julián Rodríguez Otero | PIP | 174 |
| | Cecilio Díaz Serra | PIP | 172 |
| | Arcadio Fernández Santiago | PIP | 169 |
| | Luis Felipe Orama Martínez | PPT | 152 |
| | Nominación(es) Directa(s) | Otros | 54 |

Patillas

| Electos* | Nombre de los Candidatos | Partido | Votos |
|----------|-------------------------------|---------|-------|
| 1. | Hiram Bernier Defendini | PPD | 4,551 |
| 2. | Jose Antonio Tirado Neris | PPD | 4,550 |
| 3. | Jose (Chepo) Rivera | PPD | 4,515 |
| 4. | Angeles Solís Soto | PPD | 4,505 |
| 5. | Jose Rene Pagan Morales | PPD | 4,496 |
| 6. | Nydia Rodríguez Rivera | PPD | 4,459 |
| 7. | Valeriano Rivera Lebron | PPD | 4,428 |
| 8. | Adalberto Jr Lopez | PPD | 4,428 |
| 9. | Miguel Angel Rodriguez Rivera | PPD | 4,342 |

* NOTA: Los candidatos enumerados fueron certificados electos.

continuación; VOTOS PARA CANDIDATOS A CARGOS MUNICIPALES / LEGISLADORES MUNICIPALES

Patillas

| | | | |
|-----|-------------------------------|-------|-------|
| 10. | Iris Margari Cabán Rodríguez | PNP | 3,671 |
| 11. | César Joaquín Santiago Ortiz | PNP | 3,663 |
| | Jose A. Santiago Soto | PNP | 3,658 |
| | Rey Orlando Figueroa Vega | PNP | 3,654 |
| | Domingo Figueroa Montes | PNP | 3,651 |
| | Norma E. Marrero Costa | PNP | 3,631 |
| | Rosalía Alicea Figueroa | PNP | 3,626 |
| | José Arnaldo García Rodríguez | PNP | 3,615 |
| | Ricardo Morales Rivera | PNP | 3,611 |
| 12. | Sergio Westerband Semidey | PIP | 315 |
| | Ramfis Soto Westerband | PIP | 271 |
| | Emmanuel Lugo Phillips | PIP | 256 |
| | Edgardo Torres Borges | PIP | 255 |
| | Juan I. González Meléndez | PIP | 250 |
| | Felipe Gely Mauras | PIP | 238 |
| | Juan Carlos González Ramos | PIP | 236 |
| | Iris M. Lebrón Ortiz | PIP | 230 |
| | Ismael Rivera Torres | PIP | 217 |
| | Nominación(es) Directa(s) | Otros | 19 |

Peñuelas

| Electos* | Nombre de los Candidatos | Partido | Votos |
|----------|----------------------------------------|---------|-------|
| 1. | Richard Santos Caliz | PPD | 4,938 |
| 2. | Ovidio Quiñones Torres | PPD | 4,845 |
| 3. | Geraline M Garcia Pietri | PPD | 4,835 |
| 4. | Bienvenido Ramos Ramos | PPD | 4,807 |
| 5. | Jose Antonio Feliciano Rodríguez | PPD | 4,788 |
| 6. | Jose Elid Segarra Maldonado | PPD | 4,780 |
| 7. | Miguel A Sepulveda Echevarria | PPD | 4,768 |
| 8. | Tanya Marie Dejesus | PPD | 4,765 |
| 9. | Jose A Santos Rodriguez | PPD | 4,738 |
| 10. | Hector L. Matos Negron | PPD | 4,716 |
| 11. | Jose I Perez Perez | PPD | 4,601 |
| 12. | Josean González Febres | PNP | 4,337 |
| 13. | Amnerys D. Alvarado Pacheco | PNP | 4,121 |
| | Felipe A. Estrada Rivera | PNP | 4,103 |
| | Luz Leida Echevarria Luciano | PNP | 4,070 |
| | Alexander (Sander) Almodovar Rodríguez | PNP | 4,066 |
| | Joel Castro Torres | PNP | 4,065 |
| | Sullymar Hernández Arroyo | PNP | 4,061 |
| | Roberto Echevarria Echevarria | PNP | 4,036 |
| | Iván Rodríguez Rosado | PNP | 4,029 |
| | José Miguel (Mickey) Freyre Conde | PNP | 4,026 |
| | Enid Torres Rosado | PNP | 4,026 |
| 14. | Lucas S. Cruz Ocasio | PIP | 680 |
| | Wilmer Estrada Cruz | PIP | 669 |
| | José Ángel Hernández Rivera | PIP | 567 |
| | Abimaleck Feliciano Santos | PIP | 529 |
| | José Luis Irizarry Rivera | PIP | 528 |
| | Bethsaida Bosa Matos | PIP | 526 |
| | Arnaldo A. González Hernández | PIP | 514 |

| | | |
|---------------------------|-------|-----|
| José L. Tousest Santiago | PIP | 509 |
| Judith Santiago Torres | PIP | 501 |
| Juan Jesús Nieves Borrero | PIP | 488 |
| Eduardo Rivera Aponte | PIP | 466 |
| Nominación(es) Directa(s) | Otros | 43 |

Ponce

| Electos* | Nombre de los Candidatos | Partido | Votos |
|----------|--------------------------------------|---------|--------|
| 1. | Vanessa Torres Torres | PNP | 26,561 |
| 2. | Antonio Quilichini Teissonniere | PNP | 26,522 |
| 3. | Lucía De Los Angeles Velázquez Pagán | PNP | 26,505 |
| 4. | Víctor S. Reyes Cabeza | PNP | 26,473 |
| 5. | Rafael Mateu Cintrón | PNP | 26,462 |
| 6. | Gloryvee Berenguer Garcia | PNP | 26,449 |
| 7. | Gaddiel Morales Olivera | PNP | 26,258 |
| 8. | Jorge L. Bayona Negrón | PNP | 26,197 |
| 9. | Erasto Rodríguez Martínez | PNP | 26,165 |
| 10. | Norberto Rodríguez Alicea | PNP | 26,161 |
| 11. | Heriberto Vega Rivera | PNP | 26,129 |
| 12. | Felix Juan Maldonado Rodríguez | PNP | 26,070 |
| 13. | Emmanuel Gerard Piñeiro Castro | PNP | 25,774 |
| 14. | Luis M. Irizarry Pabon | PPD | 22,426 |
| 15. | Maria E. (Cuchita) Vicens | PPD | 22,030 |
| | Rafael Zayas Colon | PPD | 21,956 |
| | Maria Cristina Martinez Torres | PPD | 21,898 |
| | Milton Rivera | PPD | 21,728 |
| | Jorge (Jol) Miranda | PPD | 21,667 |
| | Hector Luis Estrada Galarza | PPD | 21,653 |
| | Euclides Rivera Melendez | PPD | 21,588 |
| | Alisheann Santiago Coll | PPD | 21,457 |
| | Hector Perez | PPD | 21,438 |
| | Victor (Manolo) Cuadrado Toste | PPD | 21,429 |
| | Roberto Delgado Martinez | PPD | 21,402 |
| | Leopoldo (Polito) Vega Santiago | PPD | 21,200 |
| 16. | Justiniano Díaz Maldonado | PIP | 2,829 |
| | Lourdes Milagros Rivera Vázquez | PPT | 2,683 |
| | Rosa Elisa Febre Morales | PIP | 2,471 |
| | Geralberto Archeval Nieves | PIP | 2,470 |
| | María L. Figueroa Feliciano | PPT | 2,455 |
| | Juan Rodríguez Ramos | PPT | 2,441 |
| | Ashley Toledo Rodríguez | PIP | 2,411 |
| | Elvin J. Pacheco Segarra | PPT | 2,329 |
| | Freddy Santiago García | PPT | 2,300 |
| | Socorro Bonilla Ortiz | PIP | 2,296 |
| | Magaly Rivera Cruz | PPT | 2,292 |
| | Caridad Del Carmen Cruz Morales | PIP | 2,287 |
| | Jeanette Meléndez Rodríguez | PPT | 2,284 |
| | Aida Esther Ruiz Olivieri | PIP | 2,283 |
| | Franklin Eddie Viruet | PIP | 2,275 |
| | Gerardo Cruz López | PIP | 2,253 |
| | Roberto Ruiz Pacheco | PPT | 2,249 |

| | | |
|---------------------------|-------|-------|
| Carlos A. Reyes Alonso | PIP | 2,234 |
| Rosario Cosme López | PIP | 2,222 |
| William Nárvaez Chamorro | PPT | 2,214 |
| Miguel Ángel Soto Acevedo | PPT | 2,189 |
| Félix V. Rodríguez Negrón | PIP | 2,157 |
| José Miguel Rivera Torres | PPT | 2,157 |
| Wilfredo Hernández Muñiz | PIP | 2,105 |
| Nominación(es) Directa(s) | Otros | 565 |

Quebradillas

| Electos* | Nombre de los Candidatos | Partido | Votos |
|----------|-------------------------------------|---------|-------|
| 1. | Luz Molinari Garcia | PPD | 6,068 |
| 2. | Primitivo Vera Valle | PPD | 6,067 |
| 3. | Olga Nieves Hernandez | PPD | 6,067 |
| 4. | Sergio Nieves Valle | PPD | 6,059 |
| 5. | Hector Luis Rojas Cuevas | PPD | 6,040 |
| 6. | Migdalia Mercado Sanchez | PPD | 5,996 |
| 7. | Maria E Mercado Tañon | PPD | 5,990 |
| 8. | Jose A Juan Guzman | PPD | 5,979 |
| 9. | Víctor Perez Cabrera | PPD | 5,968 |
| 10. | Alejandro Vera Cruz | PPD | 5,951 |
| 11. | Geovanni Perez Perez | PPD | 5,841 |
| 12. | Haydee Lasalle López | PNP | 5,171 |
| 13. | Maximino (Auta) Vera Valle | PNP | 5,168 |
| | Juan (Pipo) Ramos Vega | PNP | 5,164 |
| | Alvin Rodriguez Vera | PNP | 5,153 |
| | Ricardo Pallens Cruz | PNP | 5,153 |
| | Héctor (Negrito) Quintero Feliciano | PNP | 5,148 |
| | Angel (Abe) Avila Medina | PNP | 5,131 |
| | Héctor M. Vega Martínez | PNP | 5,126 |
| | Carlos I. Cordero Hernández | PNP | 5,117 |
| | Nelson S. Hernández Soler | PNP | 5,115 |
| | Diana Iris Lugo Santiago | PNP | 5,075 |
| 14. | Héctor Vélez De Jesús | PIP | 482 |
| | René Román Iglesias | PIP | 332 |
| | Ángel D. Castillo Castillo | PIP | 327 |
| | Juana Awilda Del Pilar De La Cruz | PIP | 307 |
| | Reinaldo Ávila Barreto | PIP | 306 |
| | Haydie Joahn Laboy | PIP | 276 |
| | Vickielly Marie Laboy | PIP | 274 |
| | María E. Mercado Concepción | PIP | 274 |
| | Hermes González Acevedo | PIP | 270 |
| | Bernardina Nieves Román | PIP | 258 |
| | Juan B. Deliz Rosado | PIP | 254 |
| | Nominación(es) Directa(s) | Otros | 61 |

Rincón

| Electos* | Nombre de los Candidatos | Partido | Votos |
|----------|--------------------------|---------|-------|
| 1. | Maria E. Vargas Vargas | PPD | 3,606 |
| 2. | Daisy González Saltares | PPD | 3,568 |

* NOTA: Los candidatos enumerados fueron certificados electos.

continuación; VOTOS PARA CANDIDATOS A CARGOS MUNICIPALES / LEGISLADORES MUNICIPALES

| | | | |
|-----|---------------------------------|-------|-------|
| 3. | Raúl Feliciano Muñoz | PPD | 3,554 |
| 4. | Héctor Vega Amaez | PPD | 3,553 |
| 5. | Encarnación Bonet De Jesús | PPD | 3,547 |
| 6. | William Perea Ruiz | PPD | 3,533 |
| 7. | Juan Ruiz Soto | PPD | 3,532 |
| 8. | Nelson Rivera Ruiz | PPD | 3,524 |
| 9. | Julio César Ramos Acevedo | PPD | 3,481 |
| 10. | Roberto (Jr.) Feliciano Lorenzo | PNP | 2,617 |
| 11. | Wanda I. Colón Caro | PNP | 2,595 |
| | Carlos David Ramos Martínez | PNP | 2,541 |
| | Josue Carlos Moreno Rivera | PNP | 2,527 |
| | Marcos Antonio Moreno Caro | PNP | 2,524 |
| | Luis Alberto Mejias Ruiz | PNP | 2,522 |
| | Laura Vanessa Acevedo Carrero | PNP | 2,519 |
| | Rolando A Flores Rivera | PNP | 2,510 |
| | Heriberto González Pérez | PNP | 2,494 |
| 12. | Omar Bonet Tirado | PIP | 223 |
| | Bethzaida Bonet Tirado | PIP | 214 |
| | Arleen Mercado Muñoz | PIP | 174 |
| | Rubén W. Morales Bonet | PIP | 165 |
| | Ana Hilda Tirado Rivera | PIP | 162 |
| | Luz M. Carrero Matías | PIP | 154 |
| | María Eugenia Morales Irizarry | PIP | 150 |
| | Orlando Silva Badillo | PIP | 143 |
| | Arcides Arce Arizmendi | PIP | 133 |
| | Nominación(es) Directa(s) | Otros | 44 |

Río Grande

| Electos* | Nombre de los Candidatos | Partido | Votos |
|----------|---------------------------------|---------|-------|
| 1. | Lydia A Cordero Garcia | PPD | 8,410 |
| 2. | Minerva Ortiz Figueroa | PPD | 8,405 |
| 3. | Carmen D Carattini Diana | PPD | 8,404 |
| 4. | Yamir Perez Pizarro | PPD | 8,400 |
| 5. | Pablo Asencio Trinidad | PPD | 8,400 |
| 6. | Ana M Millan Perez | PPD | 8,392 |
| 7. | Hector M Ortiz Cruz | PPD | 8,378 |
| 8. | Carlos E Ortiz Flores | PPD | 8,360 |
| 9. | Ruth Ruthie Figueroa Camacho | PPD | 8,349 |
| 10. | Luz Virginia Garcia Cruz | PPD | 8,314 |
| 11. | Manuel Cruz Rivera | PPD | 8,302 |
| 12. | Maria Ivette Rodriguez Cotto | PPD | 8,281 |
| 13. | Juan Emilio Gutierrez Caraballo | PPD | 8,215 |
| 14. | Eilleen Ramos Rivera | PNP | 7,401 |
| 15. | Mayra Del Rosar Pérez Bulerín | PNP | 7,379 |
| | Aida Iris Rosa Marcano | PNP | 7,314 |
| | Harry Just Matos | PNP | 7,310 |
| | Francisco A. Lugo Cardona | PNP | 7,304 |
| | Juan Luis Cintrón Cruz | PNP | 7,303 |
| | Denise Christin Torres | PNP | 7,301 |
| | Leyda Odemaris Rivera Cardona | PNP | 7,296 |
| | Miguel Torres Matos | PNP | 7,259 |

| | | | |
|-----|----------------------------------|-------|-------|
| | Carmelo Ortiz Velázquez | PNP | 7,239 |
| | Roberto Rodríguez Ayala | PNP | 7,239 |
| | Nicolás Guzmán Quiñones | PNP | 7,232 |
| | Lemuel Pérez Arvelo | PNP | 7,222 |
| 16. | Cecilio Walker Rivera | PIP | 675 |
| | Lydia Ramos Iraldo | PIP | 628 |
| | Maribel Brenes Berrios | PIP | 596 |
| | María Del Carmen Figueroa Brenes | PIP | 593 |
| | Elizabeth Calderón Hernández | PIP | 590 |
| | Amanda Zulima Alonso Calderón | PIP | 587 |
| | Mercedes Algarín Agosto | PIP | 585 |
| | Pedro J. Figueroa Cartagena | PIP | 569 |
| | María Isabel Figueroa Brenes | PIP | 567 |
| | Raquel Rodríguez Pérez | PIP | 566 |
| | Fernando Rafael Fortuño Colón | PIP | 549 |
| | Ramón Ruiz Febres | PIP | 547 |
| | Juan Manuel Ocasio García | PIP | 530 |
| | Nominación(es) Directa(s) | Otros | 184 |

Sabana Grande

| Electos* | Nombre de los Candidatos | Partido | Votos |
|----------|----------------------------------|---------|-------|
| 1. | Marcos Gilberto Valentin Flores | PPD | 6,023 |
| 2. | Grisel Montalvo Montalvo | PPD | 5,828 |
| 3. | Anibal Calixto Carrera Torres | PPD | 5,823 |
| 4. | Carmen C Negrón Garcia | PPD | 5,823 |
| 5. | Hector Rivera Cordero | PPD | 5,797 |
| 6. | Luis Antonio Velez Montalvo | PPD | 5,789 |
| 7. | Miguel A Guzman Figueroa | PPD | 5,777 |
| 8. | Fabian Arce Vega | PPD | 5,765 |
| 9. | Iris Gloria Ortiz Torres | PPD | 5,756 |
| 10. | Juan R Santiago Ortiz | PPD | 5,740 |
| 11. | Wilfrido Bonilla Ruiz | PPD | 5,677 |
| 12. | Omayra Milagros Martinez Vázquez | PNP | 4,347 |
| 13. | Diana Irizarry Negrón | PNP | 4,344 |
| | Julio César Vega Rodríguez | PNP | 4,309 |
| | Milton David López Aponte | PNP | 4,295 |
| | Milady Vázquez Rosario | PNP | 4,283 |
| | Angel Luis Figueroa Flores | PNP | 4,271 |
| | Héctor Irizarry Irizarry | PNP | 4,253 |
| | Juan A. Torres Rodríguez | PNP | 4,248 |
| | Melvin Rodríguez Ponce De León | PNP | 4,237 |
| | Olga Vargas Jiménez | PNP | 4,226 |
| | Antonio Santana Avilés | PNP | 4,177 |
| 14. | Grisel Cruz López | PIP | 489 |
| | Meiling Vélez Tirado | PIP | 414 |
| | Norma L. Vélez Loubriel | PIP | 413 |
| | Edwin Alicea Rosario | PIP | 382 |
| | Melba Ruth Franceschini Toro | PIP | 375 |
| | Sonia María Galindo Ferreira | PIP | 360 |
| | Lizzette Morales Murillo | PIP | 357 |
| | Carlos Javier Caraballo Méndez | PIP | 351 |

| | | | |
|--|---------------------------------|-------|-----|
| | Abdiel Onil Rodríguez Rodríguez | PIP | 344 |
| | María Magdalena Rojas Alago | PIP | 343 |
| | Wilfredo Alicea Burbon | PIP | 339 |
| | Nominación(es) Directa(s) | Otros | 19 |

Salinas

| Electos* | Nombre de los Candidatos | Partido | Votos |
|----------|-----------------------------------------|---------|-------|
| 1. | Jacqueline Vazquez Suarez | PPD | 6,485 |
| 2. | Roberto Quiñones Rivera | PPD | 6,413 |
| 3. | Elvin E Negrón Rodriguez | PPD | 6,413 |
| 4. | Lisandra Alvarado Lopez | PPD | 6,410 |
| 5. | Edgar Antonio Gonzalez Moreno | PPD | 6,402 |
| 6. | Jose Joe Vazquez Alvarado | PPD | 6,385 |
| 7. | Lesvia Rivera Ofray | PPD | 6,373 |
| 8. | Mildred Correa Padilla | PPD | 6,372 |
| 9. | Juan M Mangual Guerrero | PPD | 6,366 |
| 10. | Norin Dalia Martinez Padilla | PPD | 6,322 |
| 11. | Evelyn Alvarado Merced | PPD | 6,313 |
| 12. | Juan Carlos Rodríguez Ortiz | PNP | 4,183 |
| 13. | Carlos Colón | PNP | 4,176 |
| | Brunilda Colón Torres (Bruni) | PNP | 4,175 |
| | Julio Suárez Morales | PNP | 4,160 |
| | María Del C. Santiago Paravisini (Tita) | PNP | 4,151 |
| | Yahaira Santiago Rivera | PNP | 4,143 |
| | Héctor E. Pica | PNP | 4,141 |
| | Magali Correa González | PNP | 4,120 |
| | José M. Torres | PNP | 4,119 |
| | José Gabriel Meléndez Velázquez | PNP | 4,083 |
| | Erasmus Sánchez Rodríguez | PNP | 4,058 |
| 14. | Litzzy Alvarado Antonetty | PIP | 460 |
| | Carlos Antonio Alomar Aguirre | PIP | 418 |
| | Yadira Vélez Figueroa | PIP | 407 |
| | Roberto Carattini López | PIP | 387 |
| | Benjamín López Carreras | PIP | 366 |
| | Vionette Marie López Carreras | PIP | 353 |
| | Yanixa González Vélez | PIP | 338 |
| | Egda Iris Cruz Cardona | PIP | 333 |
| | Jaime L. González González | PIP | 333 |
| | Gloria María Alvarado Guzmán | PIP | 332 |
| | Elena Ayala Cotto | PIP | 328 |
| | Nominación(es) Directa(s) | Otros | 25 |

San Germán

| Electos* | Nombre de los Candidatos | Partido | Votos |
|----------|--------------------------|---------|-------|
| 1. | Luis E Mora Antongiorgi | PPD | 6,876 |
| 2. | Alcides Ramos Velez | PPD | 6,835 |
| 3. | Victoria Acevedo Rivera | PPD | 6,721 |
| 4. | Lizbeth Colon Diaz | PPD | 6,715 |
| 5. | Rafael Jimenez Ojeda | PPD | 6,714 |
| 6. | Iraida Quiñones Gandulla | PPD | 6,707 |

* NOTA: Los candidatos enumerados fueron certificados electos.

continuación; VOTOS PARA CANDIDATOS A CARGOS MUNICIPALES / LEGISLADORES MUNICIPALES

San Germán

| | | | |
|-----|-----------------------------------|-------|-------|
| 7. | Israel Justiniano Torres | PPD | 6,706 |
| 8. | Petra Perez Rodríguez | PPD | 6,696 |
| 9. | María Del C Rivera Almodovar | PPD | 6,677 |
| 10. | Fredy Sanchez Saez | PPD | 6,668 |
| 11. | Isali (Sally) Torres Martínez | PPD | 6,547 |
| 12. | Hernán Horta Cruz | PNP | 5,613 |
| 13. | Adalberto Villa Flores | PNP | 5,612 |
| | Braulio Torres | PNP | 5,602 |
| | Arquello Santos Morales | PNP | 5,598 |
| | Juan (Gemelo) Montalvo Ayala | PNP | 5,596 |
| | Albert Manuel Troche Torres | PNP | 5,594 |
| | Asbelti Llorens Maldonado | PNP | 5,587 |
| | Ruth M. Santiago Lugo | PNP | 5,564 |
| | Ángel (Tommy) Matos Zapata | PNP | 5,529 |
| | Juan E Santiago Galarza | PNP | 5,524 |
| | Luis Vázquez Pérez | PNP | 5,497 |
| 14. | Julia Rita Rodríguez Sánchez | PIP | 780 |
| | Carmen Verónica Cruz Vélez | PIP | 607 |
| | Miguel A. Olivera Llantín | PIP | 568 |
| | Edwin Jesús Suárez Vázquez | PIP | 538 |
| | Bitia Rebecca Casiano Santiago | PIP | 537 |
| | Edwin Emanuel Colón Vega | PIP | 515 |
| | Juan E. Hernández Cruz | PIP | 512 |
| | Elvin Yang Irie Rodríguez Perales | PIP | 506 |
| | Enrique Durán Barbosa | PIP | 497 |
| | Joel David Sánchez Rodríguez | PIP | 486 |
| | Josué Bandas Cruz | PIP | 477 |
| | Nominación(es) Directa(s) | Otros | 70 |

San Juan

| Electos* | Nombre de los Candidatos | Partido | Votos |
|----------|---------------------------------|---------|--------|
| 1. | Marco Rigau | PPD | 62,956 |
| 2. | Tamara Sosa Pascual | PPD | 62,052 |
| 3. | Aixa María Morell Perello | PPD | 61,924 |
| 4. | Claribel Martínez Marmolejos | PPD | 61,808 |
| 5. | José Enrique Rosario | PPD | 61,615 |
| 6. | Carlos Enmanuel Avila Pacheco | PPD | 61,546 |
| 7. | Angel Ortiz Guzman | PPD | 61,463 |
| 8. | Jimmy Daniel Zorrilla Mercado | PPD | 61,329 |
| 9. | Anibal Rodríguez Santos | PPD | 61,279 |
| 10. | Jose Gerardo Maeso Gonzalez | PPD | 60,974 |
| 11. | Hiram Javier Diaz Belardo | PPD | 60,906 |
| 12. | Antonia (Toñita) Pons | PPD | 60,798 |
| 13. | Rolance Gerard Chavier Roper | PPD | 60,763 |
| 14. | Angel Casto Perez Vega | PPD | 60,687 |
| 15. | Ada Clemente González | PNP | 60,317 |
| 16. | Camille Andrea Garcia Villafañe | PNP | 60,291 |
| | José M. Valentín Nieves | PNP | 59,978 |
| | Rafael Raúl Luzardo Mejías | PNP | 59,912 |
| | Brunilda Ortiz Rodríguez | PNP | 59,909 |
| | Jaime Moya Guzmán | PNP | 59,848 |

| | | | |
|-----|----------------------------------|-------|--------|
| | Rosa Arelis Costa Bonilla | PNP | 59,842 |
| | Elba Méndez Mercado | PNP | 59,839 |
| | Diego García Cruz | PNP | 59,768 |
| | Carlos Silverio Díaz | PNP | 59,701 |
| | Esdras Vélez Rodríguez | PNP | 59,592 |
| | José Alberto Parés Otero | PNP | 59,505 |
| | Luis Antonio Orengo Morales | PNP | 59,501 |
| | Elsie Nilda Pérez Torres | PNP | 59,288 |
| 17. | Ana María Álvarez Rodríguez | PIP | 8,881 |
| | Miriam Álvarez Rodríguez | PIP | 8,447 |
| | Natalia Márquez García | PIP | 8,433 |
| | Nilda E. Frontera Santana | PIP | 8,358 |
| | Enrique Nieves Martínez | PIP | 8,252 |
| | Angélica Andrea Questell Ortiz | PIP | 8,181 |
| | Marian Franches Ortiz Vargas | PIP | 8,175 |
| | Carlos Aner Navarro Carrasquillo | PIP | 8,165 |
| | Daniel Márquez García | PIP | 8,082 |
| | Antonio Juan Bennazar Nin | PIP | 7,963 |
| | Alfonso André Questell Ortiz | PIP | 7,950 |
| | Matilde Acevedo Molinary | PIP | 7,545 |
| | Jorge Farinacci Fernós | PPT | 7,504 |
| | Edgardo Antonio Torres Hernández | PIP | 7,481 |
| | Robert Anthony Negrón | PIP | 7,323 |
| | Nominación(es) Directa(s) | Otros | 1,165 |

San Lorenzo

| Electos* | Nombre de los Candidatos | Partido | Votos |
|----------|------------------------------------------|---------|-------|
| 1. | Jose Hill Roman Abreu | PPD | 9,186 |
| 2. | Victor M Bonilla Sanchez | PPD | 9,171 |
| 3. | Nancy Velazquez Arroyo | PPD | 9,139 |
| 4. | David Claudio De Jesus | PPD | 9,117 |
| 5. | María Del C (Marihita) Figueroa Carballo | PPD | 9,104 |
| 6. | Anid Del Valle Capeles | PPD | 9,086 |
| 7. | Carmen García Cuevas | PPD | 9,083 |
| 8. | Nuria Milagros Gomez Machin | PPD | 9,083 |
| 9. | Erick J. Vazquez Gonzalez | PPD | 9,082 |
| 10. | Ivelis Sanchez Fernandez | PPD | 9,056 |
| 11. | Barbara Lina Santiago Muñoz | PPD | 9,051 |
| 12. | Yoban Figueroa Santa | PPD | 9,035 |
| 13. | Margarita R Alvarado Iglesias | PPD | 8,859 |
| 14. | Jaime Alverio Ramos | PNP | 7,342 |
| 15. | Judith Delgado Colón | PNP | 7,259 |
| | Reinaldo Coss Santiago | PNP | 7,229 |
| | Orlando Santiago De Jesús | PNP | 7,229 |
| | Maritza Montañez Dávila | PNP | 7,220 |
| | Rafael Oscar Nieves Lai | PNP | 7,218 |
| | Héctor Homi Martínez Rosado | PNP | 7,212 |
| | Héctor Abnel Rodríguez Díaz | PNP | 7,204 |
| | Paula De Jesús Rivas | PNP | 7,193 |
| | Marcelo Pérez Pagán | PNP | 7,176 |
| | Jayson Iván Ramírez Sánchez | PNP | 7,165 |

| | | | |
|-----|----------------------------------|-------|-------|
| | Edwin Meléndez Delgado | PNP | 7,143 |
| | Yahved Coss Medina | PNP | 7,075 |
| 16. | Carlos M. Rosado Dávila | PIP | 561 |
| | Omar Felipe Caez Díaz | PIP | 516 |
| | María De L. Pedraza Muñoz | PIP | 491 |
| | Isabel Reyes Ramírez | PIP | 481 |
| | Gilberto José Torruellas Carrión | PIP | 452 |
| | Luis A. Gordián Aponte | PIP | 450 |
| | Iris Zenaída López Medina | PIP | 449 |
| | Perla Beatriz Martínez Pedraza | PIP | 437 |
| | Angélica Jasmin Méndez Santana | PIP | 431 |
| | José R. Ramos Pedraza | PIP | 421 |
| | Maribel Rojas Rosado | PIP | 417 |
| | José Enrique Villafañe Fonseca | PIP | 415 |
| | David Rodríguez Pérez | PIP | 408 |
| | Nominación(es) Directa(s) | Otros | 450 |

San Sebastián

| Electos* | Nombre de los Candidatos | Partido | Votos |
|----------|----------------------------------|---------|--------|
| 1. | Norma Iris Serrano Serrano | PNP | 10,649 |
| 2. | Gladys A. Peña Ríos | PNP | 10,643 |
| 3. | Isabel (Isabelita) Carril | PNP | 10,607 |
| 4. | Iván Román Quiles | PNP | 10,583 |
| 5. | Evelyn Rosa Lugo | PNP | 10,569 |
| 6. | Carlos Alberto Chaparro Avilés | PNP | 10,533 |
| 7. | Benjamín Ramos Román | PNP | 10,532 |
| 8. | Camilo Ortiz Maldonado | PNP | 10,530 |
| 9. | Jean Carlos Rivera Álvarez | PNP | 10,516 |
| 10. | Moisés Cancel Soto | PNP | 10,512 |
| 11. | Rafael Omar Cruz Acevedo | PNP | 10,474 |
| 12. | Brian Alberto González Tomassini | PNP | 10,437 |
| 13. | José Iván Viruet Ramos | PNP | 10,212 |
| 14. | Hector Ivan Diaz Sanchez | PPD | 5,744 |
| 15. | Amador Gonzalez Perez | PPD | 5,741 |
| | Edna Perez Ingles | PPD | 5,733 |
| | Brenda Vazquez Toro | PPD | 5,705 |
| | Juan G. Perez Marquez (Gaby) | PPD | 5,692 |
| | Damaris Mendez Serrano | PPD | 5,692 |
| | Evelisse Medina Vazquez | PPD | 5,681 |
| | Luis Sanchez Ruiz | PPD | 5,651 |
| | Luis A Colon Nieves | PPD | 5,651 |
| | Jessica Noemi Ruiz Quiles | PPD | 5,650 |
| | Angel Gonzalez | PPD | 5,647 |
| | Nellie Cardona Luciano | PPD | 5,601 |
| | Alexis Irizarry Torres | PPD | 5,435 |
| 16. | Sarai Vázquez Durán | PPT | 759 |
| | Milagros Isel Torres Colón | PIP | 682 |
| | Jesús Israel Beltrán Vélez | PIP | 678 |
| | Evaristo Díaz Serrano | PIP | 631 |
| | Miguel Ángel Cruz Arocho | PIP | 614 |
| | Josué Andre González López | PIP | 604 |

* NOTA: Los candidatos enumerados fueron certificados electos.

continuación; VOTOS PARA CANDIDATOS A CARGOS MUNICIPALES / LEGISLADORES MUNICIPALES

| | | |
|-------------------------------|-------|-----|
| Carmen L. Pitre Vera | PIP | 599 |
| Manuel Cruz Pérez | PIP | 590 |
| Miguel Ángel López Nieves | PIP | 579 |
| Edwin González Colón | PIP | 579 |
| Nilsimidee Feliciano Irizarry | PIP | 574 |
| Carmen Enid Pérez | PIP | 571 |
| Pedro Javier Méndez Irizarry | PIP | 563 |
| Víctor A. Pérez Valentín | PIP | 529 |
| Nominación(es) Directa(s) | Otros | 69 |

Santa Isabel

| Electos* | Nombre de los Candidatos | Partido | Votos |
|----------|---------------------------------|---------|-------|
| 1. | Moises Marrero Reyes | PNP | 4,454 |
| 2. | Carlos J. Pérez García | PNP | 4,407 |
| 3. | Nilda I. Tejero Ortiz | PNP | 4,406 |
| 4. | Zulma Velázquez Bones | PNP | 4,405 |
| 5. | Marcelino Burgos Salamo | PNP | 4,404 |
| 6. | Pedro Juan Rodríguez Rosado | PNP | 4,369 |
| 7. | José Ángel Colón García | PNP | 4,368 |
| 8. | Eudes K. De Jesús Colón | PNP | 4,334 |
| 9. | Hugo Guzmán | PNP | 4,329 |
| 10. | José Antonio Rosario Bones | PNP | 4,328 |
| 11. | Justo (Justito) Torres | PPD | 4,222 |
| | Roberto Santiago Santiago | PNP | 4,216 |
| 12. | Richard Machado León | PPD | 4,027 |
| 13. | Leichelie Guzmán Reyes | PPD | 3,990 |
| | Dannette Liz Zambrana Burgos | PPD | 3,988 |
| | Kevin Bonilla | PPD | 3,988 |
| | José Ángel Rodríguez Hernández | PPD | 3,975 |
| | Aderman (Adel) Cotto | PPD | 3,975 |
| | Melvin (Piquete) Negron | PPD | 3,968 |
| | Suheilly Maldonado Espada | PPD | 3,964 |
| | Santiago (Chaguito) Rodríguez | PPD | 3,949 |
| | Miguel Manuel Rodríguez Oliver | PPD | 3,917 |
| 14. | Reina Ivette De Jesús De Jesús | PIP | 247 |
| | Lydia Martínez Santos | PIP | 245 |
| | Miguel Zayas Zayas | PIP | 232 |
| | Ángel F. Candelario Caliz | PIP | 231 |
| | Aracelis Martínez Santos | PIP | 225 |
| | José Miguel Cruz Martínez | PIP | 224 |
| | José Omar Cruz Martínez | PIP | 222 |
| | Yahaira Ivelisse Morales Rivera | PIP | 216 |
| | Luis A. Pagán Conde | PIP | 214 |
| | Mario Saldaña Rivera | PIP | 214 |
| | Ricardo De Jesús De Jesús | PIP | 206 |
| | Nominación(es) Directa(s) | Otros | 41 |

Toa Alta

| Electos* | Nombre de los Candidatos | Partido | Votos |
|----------|--------------------------|---------|--------|
| 1. | Samuel Medina Perez | PPD | 12,344 |

| | | | |
|-----|---------------------------------|-------|--------|
| 2. | Marieli Ferrao Ayala | PPD | 12,282 |
| 3. | Harry Gonzalez Gonzalez | PPD | 12,262 |
| 4. | Eddie Ortiz Guzman | PPD | 12,230 |
| 5. | Alberto Arroyo Andino | PPD | 12,186 |
| 6. | Juan B Perez Acevedo | PPD | 12,179 |
| 7. | Juan R Mojica Andino | PPD | 12,179 |
| 8. | Vicenta Mojica Morales | PPD | 12,178 |
| 9. | Luis Alfredo Colon Morales | PPD | 12,134 |
| 10. | Israel Cordero Molina | PPD | 12,127 |
| 11. | Julio C Rodríguez Malave | PPD | 12,114 |
| 12. | Eduviges Rivera Acevedo | PPD | 12,102 |
| 13. | Orlando Bezares Diaz | PPD | 12,001 |
| 14. | Angie Sánchez Almonte | PNP | 11,733 |
| 15. | Jose E. "Piro" Rivera Vázquez | PNP | 11,693 |
| | Ana Annie Escobar | PNP | 11,682 |
| | Carlos Padilla Elias | PNP | 11,658 |
| | Rafael Fonseca Martínez | PNP | 11,613 |
| | Héctor Jun Collazo Ayala | PNP | 11,608 |
| | Iván José Rodríguez Acevedo | PNP | 11,589 |
| | Richard Miranda Rodríguez | PNP | 11,580 |
| | Pedro José Marrero Román | PNP | 11,567 |
| | Genaro Sánchez Acevedo | PNP | 11,554 |
| | Jonathan Tirado Pérez | PNP | 11,552 |
| | Luis Marrero Torres | PNP | 11,519 |
| | Horacio García Febus | PNP | 11,421 |
| 16. | Zorimar Otero Santiago | PIP | 1,046 |
| | Minerva Santiago Colón | PIP | 1,023 |
| | María Teresa Muñiz Torres | PIP | 1,017 |
| | Rafael Laboy Rodríguez | PIP | 974 |
| | Syldia Del C. García Díaz | PIP | 958 |
| | Humberto Miranda Barroso | PIP | 902 |
| | Iván Sánchez Almodovar | PIP | 900 |
| | Juan Class López | PIP | 896 |
| | Julio Osorio Rosa | PIP | 887 |
| | Emilio Antonio Valentín Ferrer | PIP | 882 |
| | Héctor Antonio Narváez Rivera | PIP | 872 |
| | Gilberto A. Rodríguez Hernández | PIP | 867 |
| | Víctor Rafael Algarín González | PIP | 830 |
| | Daniel Ramos Robles | PPT | 631 |
| | Nominación(es) Directa(s) | Otros | 156 |

Toa Baja

| Electos* | Nombre de los Candidatos | Partido | Votos |
|----------|-------------------------------|---------|--------|
| 1. | Luis F. Negrón Meléndez | PNP | 18,875 |
| 2. | Holvin Enrique Avilés Carmona | PNP | 18,716 |
| 3. | Myrna I. Carlo Padilla | PNP | 18,687 |
| 4. | Dicky Colón González | PNP | 18,683 |
| 5. | Nery Landrua Rivas | PNP | 18,679 |
| 6. | James Ramos Santiago | PNP | 18,644 |
| 7. | Javier Omar Escalera Flores | PNP | 18,628 |
| 8. | Barbara Judith Carmona Rivera | PNP | 18,579 |

| | | | |
|-----|--------------------------------|-------|--------|
| 9. | Nereida Rivera Ruiz | PNP | 18,575 |
| 10. | Luis Felipe Román Marín | PNP | 18,481 |
| 11. | Yaritza Santos Rivera | PNP | 18,382 |
| 12. | Rubén Hiram Rodríguez Arroyo | PNP | 18,374 |
| 13. | Elliott Carmona González | PNP | 18,342 |
| 14. | Ernesto J. Centeno Lozada | PPD | 8,118 |
| 15. | Carmen A Sanchez Ramos | PPD | 8,031 |
| | Yvette Santos | PPD | 8,030 |
| | Alejandro Pabon Arce | PPD | 8,018 |
| | Jose Rafael Rios Vega | PPD | 7,971 |
| | Juan Moises Marrero Garcia | PPD | 7,959 |
| | Annette Marie Simonetti Medina | PPD | 7,953 |
| | Olvin Luis Mendez Collazo | PPD | 7,878 |
| | Jose Angel Santos Lugo | PPD | 7,851 |
| | Irving Rodriguez Ferrer | PPD | 7,850 |
| | Jesus Andres Vazquez Roman | PPD | 7,773 |
| | Francisco Santos Rosa | PPD | 7,765 |
| 16. | Nylmarie Santiago Salgado | PIP | 1,606 |
| | Wanda Ivelisse González Vélez | PIP | 1,592 |
| | Antonia Rossy Sánchez | PIP | 1,421 |
| | Patricia Virgen Pujols Vázquez | PIP | 1,415 |
| | Miguel Ángel Rosado Carrión | PIP | 1,400 |
| | Jorge Luis Otero Feliciano | PIP | 1,375 |
| | Gesdha Naih Ortiz González | PIP | 1,375 |
| | Thomas Commerton Olivieri | PIP | 1,353 |
| | Sahir Ivette Pujols Vázquez | PIP | 1,353 |
| | Carlos Mercado Ortiz | PIP | 1,330 |
| | Roberto Sánchez Quijano | PIP | 1,296 |
| | José Ángel Hernández Vega | PIP | 1,270 |
| | Earvin Pastrana | PIP | 1,246 |
| | Guairy Cortés Morales | PPT | 802 |
| | Nominación(es) Directa(s) | Otros | 300 |

Trujillo Alto

| Electos* | Nombre de los Candidatos | Partido | Votos |
|----------|------------------------------|---------|--------|
| 1. | Maria De L Zayas Aleman | PPD | 14,983 |
| 2. | Marta Ivette Sosa Maldonado | PPD | 14,662 |
| 3. | Alejandrina Burgos Hernandez | PPD | 14,628 |
| 4. | Victor M Morales Aquino | PPD | 14,592 |
| 5. | Antonio Alameda Martinez | PPD | 14,562 |
| 6. | Myrtelina Cosme Rivera | PPD | 14,561 |
| 7. | Frank Carlos Alicea Quiñones | PPD | 14,519 |
| 8. | Elias Ramirez Diaz | PPD | 14,494 |
| 9. | Benjamín Cortés Alvarez | PPD | 14,479 |
| 10. | Luis Gallo De Jesús | PPD | 14,461 |
| 11. | Juan Vicente Gomez Machin | PPD | 14,424 |
| 12. | Israel Rodriguez Camacho | PPD | 14,382 |
| 13. | Samuel Rivera Nieves | PPD | 14,292 |
| 14. | Ruth E. Soiza Ruiz | PNP | 8,853 |
| 15. | Benito Márquez Betancourt | PNP | 8,770 |
| | Esther Tirado Ayala | PNP | 8,767 |

* NOTA: Los candidatos enumerados fueron certificados electos.

continuación; VOTOS PARA CANDIDATOS A CARGOS MUNICIPALES / LEGISLADORES MUNICIPALES

Trujillo Alto

| | | | |
|-----|----------------------------------|------------|--------------|
| | Carmen Limary Fuentes Ayala | PNP | 8,738 |
| | Jorge (George) Fernández Córdova | PNP | 8,727 |
| | Lucy Malavet Collazo | PNP | 8,705 |
| | Alexis Torres O'farrill | PNP | 8,679 |
| | Carmen Mercedes Ruiz Rivera | PNP | 8,667 |
| | Leonidas R Espinal | PNP | 8,649 |
| | Saritza Merced León | PNP | 8,648 |
| | Juan Muñoz | PNP | 8,623 |
| | Candelario Maldonado Morales | PNP | 8,560 |
| | Manuel A. Díaz Meléndez | PNP | 8,556 |
| 16. | Luis Alberto Cruz Batista | PIP | 1,683 |
| | Hiram Santaella Ortiz | PIP | 1,670 |
| | Eneida Vázquez Colón | PIP | 1,660 |
| | José Manuel Rodríguez Díaz | PIP | 1,655 |
| | Oge A. Díaz Nazario | PIP | 1,654 |
| | Eliezer Panell Adorno | PIP | 1,651 |
| | Doris G. Colón Cortés | PIP | 1,645 |
| | Nahisha Giselle Ortiz Colón | PIP | 1,636 |
| | Delia Esther Cuadrado Arroyo | PIP | 1,622 |
| | Domingo Aponte Adorno | PIP | 1,621 |
| | Alfredo Luis Vargas Rivera | PIP | 1,566 |
| | Primitivo Pagán Colón | PIP | 1,563 |
| | Jeramfel Cordero Fernández | PIP | 1,532 |
| | Nominación(es) Directa(s) | Otros | 208 |

Utua

| Electos* | Nombre de los Candidatos | Partido | Votos |
|----------|----------------------------------|------------|------------|
| 1. | Javier Molina Pagán | PNP | 6,862 |
| 2. | Oswaldo Viera Cruz | PPD | 6,836 |
| 3. | José J. Ríos González | PPD | 6,827 |
| 4. | Yulixa Adelaida Paredes Albarran | PPD | 6,821 |
| 5. | Nilsa Montalvo Rivera | PPD | 6,804 |
| 6. | Ramon Luis Rivera Rivera | PPD | 6,793 |
| 7. | Nancy Afanador Romero | PPD | 6,790 |
| 8. | Lisandra Salazar Serrano | PPD | 6,787 |
| 9. | José E. Valentín Acevedo | PNP | 6,781 |
| 10. | Dennis Rivera González | PNP | 6,780 |
| 11. | Zoila González Ruiz | PNP | 6,778 |
| | Luis E. Gonzalez Aviles | PPD | 6,772 |
| 12. | Anixa Campos Cuevas | PNP | 6,767 |
| | Marilín Perez Fernandez | PPD | 6,763 |
| 13. | José F. (Paco) Collazo Rivera | PNP | 6,757 |
| | William Díaz Ocasio | PNP | 6,745 |
| | Juan Carlos Torres Acabá | PPD | 6,744 |
| | Héctor Orsini Heredia | PNP | 6,740 |
| | Jose A Montero Torres | PPD | 6,738 |
| | Rosalina López Rivera | PNP | 6,738 |
| | Marggiris Collazo Guzmán | PNP | 6,735 |
| 14. | Ramón Maldonado Maldonado | PNP | 6,698 |
| | Wilson Viruet Ríos | PIP | 304 |
| | Carmen Millet Méndez | PIP | 266 |

| | | | |
|--|--------------------------------|-------|-----|
| | María L. Martínez Rivera | PIP | 253 |
| | Mariano Torres Mercado | PIP | 232 |
| | Domingo Marrero Cortés | PIP | 224 |
| | Iván Albarrán Santiago | PIP | 217 |
| | Katherine Del Valle Gutierrez | PIP | 216 |
| | José Ángel Méndez Medina | PIP | 211 |
| | Dianesliez Del Valle Gutiérrez | PIP | 210 |
| | Garibaldí Andújar Cardona | PIP | 198 |
| | Carlos M. Pérez Rivera | PIP | 190 |
| | Nominación(es) Directa(s) | Otros | 45 |

Vega Alta

| Electos* | Nombre de los Candidatos | Partido | Votos |
|----------|---------------------------------|------------|------------|
| 1. | Carlos M. Malavé Irizarry | PNP | 6,723 |
| 2. | Agnes Santana | PNP | 6,712 |
| 3. | Carlos (Negrito) Molina | PNP | 6,627 |
| 4. | José R. Arroyo De Gracia | PNP | 6,620 |
| 5. | Herminia Collazo Rivera | PNP | 6,620 |
| 6. | José Ramón Rey Aulet | PNP | 6,617 |
| 7. | Josué (Cabo) Pantoja | PNP | 6,604 |
| 8. | Carlos Rivera González | PNP | 6,588 |
| 9. | Edwin Nieves | PNP | 6,575 |
| 10. | Fidel Cruzado Vega | PNP | 6,567 |
| 11. | Carlos Candelaria Sánchez | PPD | 6,520 |
| | Edgardo (Eggy) Barreto | PNP | 6,509 |
| 12. | Miguel A. (Toño) Arroyo | PPD | 6,507 |
| 13. | Geovany (El Gemelo) Guardiola | PPD | 6,502 |
| | Evelyn Landrón Rivera | PPD | 6,491 |
| | José (Freddie) Laureano | PPD | 6,456 |
| | Ana Pilar Rivera | PPD | 6,444 |
| | José David Rodríguez Agosto | PPD | 6,437 |
| | Mervaliz Rojas Pantoja | PPD | 6,423 |
| | Pedro Antonio Colón Castro | PPD | 6,420 |
| | Aurelio Martínez | PPD | 6,419 |
| | Esperanza Molina Santiago | PPD | 6,345 |
| 14. | Gamaliel Cardona Santana | PIP | 552 |
| | Delisa Santana Oquendo | PIP | 483 |
| | Ángel Rafael Santana Concepción | PIP | 469 |
| | Matilde Vicent Hernández | PIP | 459 |
| | Reinaldo Josué Santana Bruno | PIP | 448 |
| | Rafael Letriz Crespo | PIP | 434 |
| | Carmen Tapia Tapia | PIP | 418 |
| | Rafael Acevedo Cruz | PIP | 408 |
| | Miguel Morales Reyes | PIP | 403 |
| | Luis Adorno Natal | PIP | 383 |
| | Félix Vázquez Mercado | PIP | 377 |
| | Eduardo Colón Peña | PPT | 184 |
| | Nominación(es) Directa(s) | Otros | 100 |

Vega Baja

| Electos* | Nombre de los Candidatos | Partido | Votos |
|----------|------------------------------------|------------|------------|
| 1. | Rafael E. Martínez Santos | PPD | 13,661 |
| 2. | Aida Luz (Idin) Martínez Santos | PPD | 13,651 |
| 3. | Danielle Alexan Maldonado Meléndez | PPD | 13,590 |
| 4. | Yadira I. Jiménez Fuentes | PPD | 13,576 |
| 5. | Jorge Avilés Colón | PPD | 13,554 |
| 6. | Eliecer Otero Flores | PPD | 13,551 |
| 7. | Angel R Grau Quiles | PPD | 13,518 |
| 8. | Rene Román Valderrama | PPD | 13,514 |
| 9. | Samuel Hernández Sepúlveda | PPD | 13,491 |
| 10. | Alberto Emanuel Arroyo Rivera | PPD | 13,479 |
| 11. | Teddy Nieves Castro | PPD | 13,472 |
| 12. | Jean Carlo Manu Melendez Rodriguez | PPD | 13,430 |
| 13. | Víctor M. López López | PPD | 13,320 |
| 14. | Minerva Figueroa Vázquez | PNP | 7,494 |
| 15. | Ángel Abdiel Rodríguez Nazario | PNP | 7,490 |
| | Ángel Rivera De Jesús | PNP | 7,447 |
| | Ángel David Lozada Rivera | PNP | 7,436 |
| | Joanne Casanova García | PNP | 7,433 |
| | Laura M. Larregui Núñez | PNP | 7,423 |
| | Jaime Bonilla Bardeguez | PNP | 7,418 |
| | Jorge Albaladejo Díaz | PNP | 7,417 |
| | Yesenia Centeno | PNP | 7,401 |
| | Ernesto J. Barrios Collazo | PNP | 7,393 |
| | Addyth G. Valle Torres | PNP | 7,392 |
| | Angel L. Rodríguez Díaz | PNP | 7,375 |
| | José Colón Russe | PNP | 7,297 |
| 16. | Miguel A. Ojeda Trinidad | PIP | 877 |
| | Rolando Rivera Garratón | PIP | 744 |
| | Edith Puigaoller Juarbe | PIP | 664 |
| | Awilda Otero Rivera | PIP | 662 |
| | Luz M. Valentín Sánchez | PIP | 660 |
| | Héctor Rafael Rosario Dávila | PIP | 655 |
| | Miguel A. Pantoja Vélez | PIP | 646 |
| | Carmen E. Rojas Sánchez | PIP | 632 |
| | Leichlany Valentín Vega | PIP | 616 |
| | Gaddiel Francisco Ruiz Rivera | PIP | 612 |
| | Domitila Rivera Pérez | PIP | 605 |
| | Juan Rivera Díaz | PIP | 602 |
| | Juan F. Meléndez Sánchez | PIP | 575 |
| | Nominación(es) Directa(s) | Otros | 100 |

Vieques

| Electos* | Nombre de los Candidatos | Partido | Votos |
|----------|----------------------------|---------|-------|
| 1. | Gypsy Isaac Córdova García | PPD | 1,899 |
| 2. | Leonardo Cruz Osorio | PPD | 1,876 |
| 3. | James Kenny Soto Martínez | PPD | 1,850 |
| 4. | Wilfredo Sánchez González | PPD | 1,850 |
| 5. | Justina Osorio Benitez | PPD | 1,849 |
| 6. | Aureo Ortiz Torrens | PPD | 1,833 |

* NOTA: Los candidatos enumerados fueron certificados electos.

continuación; VOTOS PARA CANDIDATOS A CARGOS MUNICIPALES / LEGISLADORES MUNICIPALES

| | | | |
|-----|----------------------------------------|--------|-------|
| 7. | Candita Vázquez Páez | PPD | 1,832 |
| 8. | Gilberto García Ortiz | PPD | 1,816 |
| 9. | Mario Brache Castro | PPD | 1,801 |
| 10. | Francisco Peterson Montijo | PNP | 1,365 |
| 11. | Juanita Cepeda Ávila | PNP | 1,351 |
| | Obed Manuel Corcino Hernández | PNP | 1,342 |
| | Ana C Alejandro Ramos | PNP | 1,324 |
| | Marcelino Díaz Nieves | PNP | 1,312 |
| | Josué Hernández | PNP | 1,311 |
| | Adalgio Monell Huertas | PNP | 1,299 |
| | María I. Padró Nieves | PNP | 1,294 |
| | José Antonio Felix Cruz | PNP | 1,289 |
| 12. | Elda Lud Guadalupe Carrasquillo | PPT | 208 |
| | Geisha Bany Rosa Cruz | INDPTE | 169 |
| | Pedro Ayala Cruz | INDPTE | 130 |
| | William Miró Hodge | PIP | 115 |
| | Beatriz Perez Castro | INDPTE | 115 |
| | Carlos Geovanni Torres Colón | INDPTE | 113 |
| | Jorge Humberto Cruz Rodríguez | INDPTE | 107 |
| | Amelio Feliciano Santos | PIP | 106 |
| | Shamayra Colon Camacho | INDPTE | 105 |
| | Dora Hilda Nieves Osorio | INDPTE | 103 |
| | Wildalys Miró Avillán | PIP | 102 |
| | Carlos Enrique Ruiz Vázquez | PIP | 94 |
| | Alba Nydia Avillán Fanfan | PIP | 93 |
| | Wilfredo Corcino Matta | PIP | 93 |
| | Carmen Rivera Acevedo | PIP | 86 |
| | Luis Raúl Ramos Cepeda | PIP | 60 |
| | Salier Anael Miró Avillán | PIP | 59 |
| | Nominación(es) Directa(s) | Otros | 21 |

Villalba

| Electos* | Nombre de los Candidatos | Partido | Votos |
|----------|----------------------------------------|---------|-------|
| 1. | Eduardo Ortiz Laboy | PPD | 7,027 |
| 2. | Jesús A (Chui) Hernández Arroyo | PPD | 7,019 |
| 3. | Angeles S Bonilla Ortiz | PPD | 6,998 |
| 4. | Nilsa I Cintrón Santiago | PPD | 6,993 |
| 5. | Brunymar Santos Colon | PPD | 6,984 |
| 6. | Adrián Rodríguez López | PNP | 6,984 |
| 7. | Jaime E (Jimmy) López Alvarado | PPD | 6,977 |
| 8. | Antonio (Tony) Cruz Roche | PPD | 6,969 |
| 9. | José A González Bonilla | PPD | 6,968 |
| 10. | Pablo David Asencio Caraballo | PPD | 6,965 |
| 11. | Jesús (Chu) Morales Negrón | PNP | 6,964 |
| 12. | Keyla Enid Torres Santos | PNP | 6,949 |
| | Aguedo E Ocasio Morales | PPD | 6,948 |
| | Jacqueline Taronji Torres | PPD | 6,947 |
| 13. | Edgardo Rentas Santiago | PNP | 6,939 |
| | Mayra Maldonado Rivera | PNP | 6,925 |
| | Angel José Antonio Figueroa Rodríguez | PNP | 6,922 |
| | Gerardo Colón Laboy | PNP | 6,920 |
| | Johnny Anthony Laboy Torres | PNP | 6,918 |

| | | | |
|-----|------------------------------|-------|-------|
| | David Echevarria Cordoves | PNP | 6,901 |
| | Richard Merly León | PNP | 6,901 |
| | Menayra Pons Figueroa | PNP | 6,876 |
| 14. | Johana Laboy Gómez | PIP | 223 |
| | Jorge Ocasio Colón | PIP | 195 |
| | Carmen Aida Torres Alvarado | PIP | 195 |
| | Jorge Ocasio Sánchez | PIP | 190 |
| | Gil Pérez Ortiz | PIP | 185 |
| | Virgenmina Pérez Burgos | PIP | 185 |
| | Iván Rivera Rivera | PIP | 183 |
| | Liz Jelitza Bonilla Figueroa | PIP | 182 |
| | Elba Lourdes Pérez Díaz | PIP | 182 |
| | Reynaldo Ortiz Torres | PIP | 180 |
| | Maribel Rosado Garay | PIP | 173 |
| | Nominación(es) Directa(s) | Otros | 30 |

Yabucoa

| Electos* | Nombre de los Candidatos | Partido | Votos |
|----------|------------------------------------|---------|-------|
| 1. | Félix Beltrán | PPD | 8,990 |
| 2. | Grace G. Colón Jiménez | PPD | 8,925 |
| 3. | Victor A. Sepúlveda Lozada | PPD | 8,916 |
| 4. | Marisol Casanova Lozada | PPD | 8,914 |
| 5. | Iris Judith Ramos Morán | PPD | 8,908 |
| 6. | Santos Jr. Tirado | PPD | 8,908 |
| 7. | Ana Annie Sepúlveda Berríos | PPD | 8,898 |
| 8. | Carmen L. Ramos | PPD | 8,878 |
| 9. | Domingo Andújar Vélez | PPD | 8,865 |
| 10. | María Del C. Gastón Román | PPD | 8,862 |
| 11. | Luis A. Ortiz Torres | PPD | 8,793 |
| 12. | Sonia A Gonzalez Hernandez | PNP | 7,263 |
| 13. | Wanda Álvarez De Jesús | PNP | 7,229 |
| | Jorge A. Arroyo Fernández | PNP | 7,211 |
| | Felix Ramos Serrano | PNP | 7,199 |
| | Jonathan Feliciano Camacho | PNP | 7,199 |
| | Carlos M. Medina Vázquez | PNP | 7,194 |
| | Magdalena Ortiz López | PNP | 7,192 |
| | Carmen González Bonilla (Camil) | PNP | 7,185 |
| | Christian Muriel Sánchez | PNP | 7,181 |
| | Ideliza Sánchez Rodríguez | PNP | 7,158 |
| | Melvin Omar Santiago Santiago | PNP | 7,150 |
| 14. | Juan Ramón Luna Laboy | PIP | 348 |
| | Kevin Abdiel Cordero Rivas | PIP | 295 |
| | Félix Fantauzzi Lebrón | PIP | 294 |
| | Joel Rodríguez Sepúlveda | PIP | 293 |
| | Edna L. Rodríguez Cruz | PIP | 281 |
| | Victor M. Rivera Ortiz | PIP | 277 |
| | Rosalina Vázquez Díaz | PIP | 277 |
| | Alejandro Cordero Sepúlveda | PIP | 272 |
| | Luz M. Vega Orozco | PIP | 271 |
| | Carlos Rubén Pabón González | PIP | 268 |
| | Florencio Cordero Sepúlveda | PIP | 264 |
| | Nominación(es) Directa(s) | Otros | 10 |

Yauco

| Electos* | Nombre de los Candidatos | Partido | Votos |
|----------|----------------------------------------|---------|-------|
| 1. | Emmanuel Caraballo Quiros | PNP | 9,776 |
| 2. | Walter José Pérez Martínez | PNP | 9,316 |
| 3. | Nilda Vega Santiago | PNP | 9,267 |
| 4. | José L. Banchs Cedeño | PNP | 9,264 |
| 5. | Noemí Álvarez Quiñones | PNP | 9,260 |
| 6. | Néstor Amil Calder Rodríguez | PNP | 9,246 |
| 7. | Israel Burgos Vélez | PNP | 9,220 |
| 8. | Carlos Alberto Romero Delgado | PNP | 9,204 |
| 9. | Ana Lucía Rodríguez Pietri | PNP | 9,204 |
| 10. | Rafael Santiago Quiñones | PNP | 9,192 |
| 11. | Rafael Malavé Ramos | PNP | 9,175 |
| 12. | Antonio Vega Velázquez | PNP | 9,150 |
| 13. | José Manuel Morciglio Rodríguez | PNP | 8,981 |
| 14. | Omar Pacheco Velez | PPD | 5,807 |
| 15. | María Del C. Vega Lugo | PPD | 5,749 |
| | Marian Feliciano Caraballo | PPD | 5,729 |
| | Jose A Perez Barreto | PPD | 5,717 |
| | Johanna Rodriguez Hernandez | PPD | 5,705 |
| | Samuel Albarra Cintron | PPD | 5,690 |
| | Elliot Irizarry Caraballo | PPD | 5,683 |
| | Wilma Castillo Torres | PPD | 5,675 |
| | Ever Angel Rivera Figueroa | PPD | 5,670 |
| | Javier Castro Rodriguez | PPD | 5,639 |
| | Carlos M Rodriguez Galarza | PPD | 5,624 |
| | Cristobal Sanchez Caraballo | PPD | 5,595 |
| | Walter Rios Quiñones | PPD | 5,465 |
| 16. | Roberto Pérez Hernández | PIP | 955 |
| | Thelma Esteva Pacheco | PIP | 789 |
| | Erving Acevedo Delgado | PIP | 788 |
| | Isabel A. Esteva López | PIP | 770 |
| | Zenaida Hernández Vélez | PIP | 762 |
| | José Manuel Caraballo Hernández | PIP | 718 |
| | William Pérez Hernández | PIP | 717 |
| | William Román Rivera | PIP | 706 |
| | Carlos Flores Ferrer | PIP | 701 |
| | Adolfo Moris Rodríguez | PIP | 697 |
| | Frediberto Acevedo Morales | PIP | 693 |
| | Daniel Hernández Vélez | PIP | 688 |
| | Wigberto Millán Francisco | PIP | 680 |
| | Nominación(es) Directa(s) | Otros | 157 |

* Nota: Los candidatos enumerados fueron certificados electos.



VOTADOS DE MÁS Y VOTADOS DE MENOS

ELECCIONES GENERALES / MARTES, 8 DE NOVIEMBRE DE 2016

VOTADOS DE MÁS Y VOTADOS DE MENOS PAPELETA ESTATAL

| Totales por Distrito Senatorial | GOBERNADOR | | COMISIONADO RESIDENTE | |
|---------------------------------|---------------|-----------------|-----------------------|-----------------|
| | Votado de Más | Votado de Menos | Votado de Más | Votado de Menos |
| SAN JUAN I | 180 | 233 | 55 | 10,902 |
| BAYAMÓN II | 178 | 317 | 38 | 12,616 |
| ARECIBO III | 173 | 317 | 43 | 13,987 |
| MAYAGÜEZ IV | 198 | 355 | 44 | 15,265 |
| PONCE V | 154 | 330 | 34 | 14,135 |
| GUAYAMA VI | 154 | 335 | 50 | 13,233 |
| HUMACAO VII | 174 | 304 | 30 | 13,211 |
| CAROLINA VIII | 199 | 312 | 71 | 12,918 |
| TOTALES ISLA | 1,410 | 2,503 | 365 | 106,267 |

| Distrito Senatorial SAN JUAN I | GOBERNADOR | | COMISIONADO RESIDENTE | |
|--------------------------------|---------------|-----------------|-----------------------|-----------------|
| | Votado de Más | Votado de Menos | Votado de Más | Votado de Menos |
| San Juan 001 | 44 | 51 | 10 | 2,224 |
| San Juan 002 | 34 | 34 | 22 | 1,881 |
| San Juan 003 | 30 | 50 | 5 | 1,874 |
| San Juan 004 | 27 | 41 | 10 | 1,988 |
| San Juan 005 | 16 | 14 | 2 | 634 |
| Guaynabo 006 | 19 | 32 | 2 | 1,424 |
| Aguas Buenas 081 | 10 | 11 | 4 | 877 |
| Totales del Distrito | 180 | 233 | 55 | 10,902 |

| Distrito Senatorial BAYAMÓN II | GOBERNADOR | | COMISIONADO RESIDENTE | |
|--------------------------------|---------------|-----------------|-----------------------|-----------------|
| | Votado de Más | Votado de Menos | Votado de Más | Votado de Menos |
| Guaynabo 007 | 24 | 30 | 2 | 1,504 |
| Cataño 008 | 24 | 27 | 6 | 1,053 |
| Bayamón 009 | 1 | 2 | 0 | 66 |
| Bayamón 010 | 34 | 51 | 9 | 2,370 |
| Bayamón 011 | 34 | 107 | 7 | 2,426 |
| Bayamón 012 | 7 | 11 | 1 | 463 |
| Toa Alta 013 | 19 | 39 | 5 | 1,984 |
| Toa Baja 014 | 35 | 50 | 8 | 2,750 |
| Totales del Distrito | 178 | 317 | 38 | 12,616 |

| Distrito Senatorial ARECIBO III | GOBERNADOR | | COMISIONADO RESIDENTE | |
|---------------------------------|---------------|-----------------|-----------------------|-----------------|
| | Votado de Más | Votado de Menos | Votado de Más | Votado de Menos |
| Dorado 015 | 18 | 21 | 5 | 1,430 |
| Vega Alta 016 | 15 | 18 | 0 | 710 |
| Vega Alta 017 | 7 | 4 | 1 | 301 |
| Vega Baja 018 | 9 | 17 | 1 | 712 |
| Vega Baja 019 | 5 | 14 | 3 | 894 |
| Morovis 020 | 4 | 13 | 0 | 863 |
| Manatí 021 | 10 | 19 | 4 | 611 |
| Manatí 022 | 9 | 25 | 1 | 823 |
| Ciales 023 | 7 | 13 | 2 | 579 |
| Florida 024 | 7 | 15 | 0 | 506 |
| Barceloneta 025 | 9 | 22 | 1 | 921 |
| Arecibo 026 | 12 | 3 | 2 | 366 |
| Arecibo 027 | 31 | 59 | 12 | 2,279 |
| Hatillo 028 | 7 | 8 | 1 | 314 |
| Hatillo 029 | 8 | 24 | 1 | 933 |
| Camuy 030 | 8 | 24 | 3 | 923 |
| Quebradillas 031 | 7 | 18 | 6 | 822 |
| Totales del Distrito | 173 | 317 | 43 | 13,987 |

| Distrito Senatorial MAYAGÜEZ IV | GOBERNADOR | | COMISIONADO RESIDENTE | |
|---------------------------------|---------------|-----------------|-----------------------|-----------------|
| | Votado de Más | Votado de Menos | Votado de Más | Votado de Menos |
| Isabela 032 | 16 | 33 | 1 | 1,203 |
| San Sebastián 033 | 8 | 44 | 2 | 1,264 |
| Las Marias 034 | 1 | 12 | 0 | 302 |
| Aguadilla 035 | 24 | 41 | 4 | 1,733 |
| Moca 036 | 13 | 21 | 8 | 890 |
| Moca 037 | 2 | 3 | 0 | 140 |
| Aguada 038 | 17 | 49 | 9 | 1,717 |
| Rincón 039 | 9 | 19 | 1 | 692 |
| Añasco 040 | 5 | 14 | 1 | 969 |
| Mayagüez 041 | 2 | 3 | 0 | 115 |
| Mayagüez 042 | 55 | 43 | 9 | 2,345 |
| San Germán 043 | 5 | 6 | 2 | 310 |
| San Germán 044 | 7 | 16 | 2 | 886 |
| Hormigueros 045 | 10 | 18 | 1 | 702 |
| Cabo Rojo 046 | 24 | 33 | 4 | 1,997 |
| Totales del Distrito | 198 | 355 | 44 | 15,265 |

Votado de más (Overvote): se refiere a los votos en exceso para un cargo electivo.

Para un cargo para el que se pueda elegir más de un candidato, el votado de más representa la cantidad máxima de candidatos a elegir.

Votado de menos (Undervote): se refiere a los votos no ejercidos para un cargo electivo.

Para un cargo para el que se pueda elegir más de un candidato, el votado de menos representa la diferencia entre el máximo de candidato a elegir y la cantidad de votos adjudicados.

La cantidad máxima de candidato a elegir es uno (1) para todos los puestos electivos, excepto para senadores por distrito, que asciende a dos (2) y legisladores municipales, que varía entre un mínimo de cuatro (4) en Culebra y un máximo de catorce (14) en San Juan.

continuación; VOTOS DE MÁS Y VOTADOS DE MENOS / PAPELETA ESTATAL

| Distrito Senatorial PONCE V | GOBERNADOR | | COMISIONADO RESIDENTE | |
|--------------------------------|---------------|-----------------|--------------------------|-----------------|
| | Votado de Más | Votado de Menos | Votado de Más | Votado de Menos |
| Lajas 047 | 8 | 15 | 2 | 812 |
| Guánica 048 | 8 | 16 | 4 | 602 |
| Sabana Grande 049 | 9 | 16 | 3 | 710 |
| Maricao 050 | 3 | 5 | 1 | 213 |
| Yauco 051 | 1 | 16 | 0 | 560 |
| Yauco 052 | 15 | 15 | 2 | 962 |
| Lares 053 | 6 | 23 | 1 | 822 |
| Utua 054 | 7 | 23 | 1 | 959 |
| Adjuntas 055 | 2 | 26 | 0 | 626 |
| Jayuya 056 | 2 | 3 | 0 | 202 |
| Jayuya 057 | 0 | 6 | 0 | 232 |
| Guayanilla 058 | 15 | 19 | 1 | 825 |
| Peñuelas 059 | 10 | 16 | 0 | 841 |
| Ponce 060 | 8 | 9 | 0 | 597 |
| Ponce 061 | 25 | 67 | 12 | 2,813 |
| Ponce 062 | 18 | 38 | 6 | 1,453 |
| Juana Díaz 063 | 17 | 17 | 1 | 906 |
| Totales del Distrito | 154 | 330 | 34 | 14,135 |

| Distrito Senatorial GUAYAMA VI | GOBERNADOR | | COMISIONADO RESIDENTE | |
|-----------------------------------|---------------|-----------------|--------------------------|-----------------|
| | Votado de Más | Votado de Menos | Votado de Más | Votado de Menos |
| Juana Díaz 064 | 5 | 14 | 1 | 460 |
| Villalba 065 | 9 | 23 | 3 | 708 |
| Orocovis 066 | 6 | 16 | 1 | 589 |
| Santa Isabel 067 | 10 | 25 | 2 | 745 |
| Coamo 068 | 7 | 12 | 2 | 372 |
| Aibonito 069 | 12 | 35 | 11 | 1,050 |
| Barranquitas 070 | 9 | 9 | 2 | 562 |
| Barranquitas 071 | 0 | 5 | 0 | 130 |
| Corozal 072 | 15 | 17 | 2 | 1,029 |
| Naranjito 073 | 8 | 17 | 2 | 894 |
| Comerio 074 | 3 | 16 | 1 | 524 |
| Coamo 075 | 8 | 7 | 1 | 587 |
| Cidra 076 | 8 | 27 | 5 | 1,407 |
| Cayey 077 | 16 | 40 | 6 | 1,614 |
| Salinas 078 | 12 | 17 | 0 | 779 |
| Guayama 079 | 17 | 35 | 10 | 1,199 |
| Arroyo 080 | 7 | 16 | 0 | 472 |
| Salinas 085 | 2 | 4 | 1 | 112 |
| Totales del Distrito | 154 | 335 | 50 | 13,233 |

| Distrito Senatorial HUMACAO VII | GOBERNADOR | | COMISIONADO RESIDENTE | |
|------------------------------------|---------------|-----------------|--------------------------|-----------------|
| | Votado de Más | Votado de Menos | Votado de Más | Votado de Menos |
| Caguas 082 | 21 | 18 | 1 | 1,219 |
| Caguas 083 | 45 | 49 | 11 | 2,763 |
| Gurabo 084 | 13 | 22 | 4 | 1,226 |
| San Lorenzo 086 | 7 | 12 | 0 | 700 |
| San Lorenzo 087 | 8 | 17 | 2 | 767 |
| Juncos 088 | 15 | 17 | 1 | 1,103 |
| Las Piedras 089 | 17 | 25 | 5 | 898 |
| Las Piedras 090 | 1 | 6 | 0 | 215 |
| Patillas 091 | 5 | 27 | 2 | 532 |
| Maunabo 092 | 3 | 18 | 1 | 342 |
| Yabucoa 093 | 11 | 33 | 1 | 1,056 |
| Humacao 094 | 23 | 41 | 2 | 1,687 |
| Naguabo 095 | 5 | 19 | 0 | 703 |
| Totales del Distrito | 174 | 304 | 30 | 13,211 |

| Distrito Senatorial CAROLINA VIII | GOBERNADOR | | COMISIONADO RESIDENTE | |
|--------------------------------------|---------------|-----------------|--------------------------|-----------------|
| | Votado de Más | Votado de Menos | Votado de Más | Votado de Menos |
| Vieques 096 | 4 | 13 | 0 | 432 |
| Culebra 097 | 5 | 1 | 1 | 212 |
| Ceiba 098 | 5 | 13 | 4 | 479 |
| Fajardo 099 | 14 | 26 | 4 | 1,080 |
| Luquillo 100 | 14 | 19 | 6 | 718 |
| Río Grande 101 | 7 | 9 | 3 | 254 |
| Río Grande 102 | 21 | 24 | 3 | 1,249 |
| Loíza 103 | 17 | 40 | 6 | 952 |
| Canóvanas 104 | 10 | 35 | 1 | 625 |
| Canóvanas 105 | 16 | 14 | 3 | 668 |
| Carolina 106 | 22 | 21 | 8 | 933 |
| Carolina 107 | 20 | 28 | 20 | 1,424 |
| Carolina 108 | 27 | 41 | 4 | 2,097 |
| Trujillo Alto 109 | 7 | 13 | 5 | 847 |
| Trujillo Alto 110 | 10 | 15 | 3 | 948 |
| Totales del Distrito | 199 | 312 | 71 | 12,918 |

VOTADOS DE MÁS Y VOTADOS DE MENOS PAPELETA LEGISLATIVA

| Totales por Distrito Senatorial | REPRESENTANTE POR DISTRITO | | SENADORES POR DISTRITO | | REPRESENTANTES POR ACUMULACIÓN | | SENADORES POR ACUMULACIÓN | |
|---------------------------------|----------------------------|-----------------|------------------------|-----------------|--------------------------------|-----------------|---------------------------|-----------------|
| | Votado de Más | Votado de Menos | Votado de Más | Votado de Menos | Votado de Más | Votado de Menos | Votado de Más | Votado de Menos |
| SAN JUAN I | 193 | 10,310 | 254 | 29,700 | 4,642 | 8,090 | 7,050 | 3,655 |
| BAYAMÓN II | 220 | 10,776 | 252 | 36,180 | 5,831 | 9,518 | 8,234 | 5,122 |
| ARECIBO III | 182 | 8,726 | 164 | 36,611 | 5,550 | 9,387 | 7,530 | 5,796 |
| MAYAGÜEZ IV | 200 | 9,207 | 221 | 38,296 | 5,009 | 11,817 | 7,248 | 7,377 |
| PONCE V | 219 | 9,432 | 209 | 36,484 | 5,222 | 9,255 | 7,842 | 5,282 |
| GUAYAMA VI | 201 | 7,205 | 71 | 37,749 | 4,963 | 9,825 | 7,388 | 5,870 |
| HUMACAO VII | 258 | 8,839 | 265 | 32,716 | 4,911 | 9,583 | 6,964 | 5,831 |
| CAROLINA VIII | 265 | 9,860 | 524 | 34,118 | 5,638 | 9,274 | 7,811 | 5,566 |
| TOTALES ISLA | 1,738 | 74,355 | 1,960 | 281,854 | 41,766 | 76,749 | 60,067 | 44,499 |

| Distrito Senatorial SAN JUAN I | REPRESENTANTE POR DISTRITO | | SENADORES POR DISTRITO | | REPRESENTANTES POR ACUMULACIÓN | | SENADORES POR ACUMULACIÓN | |
|--------------------------------|----------------------------|-----------------|------------------------|-----------------|--------------------------------|-----------------|---------------------------|-----------------|
| | Votado de Más | Votado de Menos | Votado de Más | Votado de Menos | Votado de Más | Votado de Menos | Votado de Más | Votado de Menos |
| San Juan 001 | 51 | 2,067 | 91 | 5,969 | 947 | 1,780 | 1,486 | 842 |
| San Juan 002 | 23 | 2,065 | 43 | 5,052 | 805 | 1,381 | 1,227 | 582 |
| San Juan 003 | 26 | 1,817 | 40 | 5,267 | 820 | 1,344 | 1,212 | 665 |
| San Juan 004 | 50 | 2,073 | 33 | 6,079 | 872 | 1,575 | 1,432 | 541 |
| San Juan 005 | 16 | 562 | 10 | 1,871 | 320 | 498 | 434 | 265 |
| Guaynabo 006 | 13 | 1,279 | 18 | 3,486 | 572 | 946 | 845 | 404 |
| Aguas Buenas 081 | 14 | 447 | 19 | 1,976 | 306 | 566 | 414 | 356 |
| Totales del Distrito | 193 | 10,310 | 254 | 29,700 | 4,642 | 8,090 | 7,050 | 3,655 |

| Distrito Senatorial BAYAMÓN II | REPRESENTANTE POR DISTRITO | | SENADORES POR DISTRITO | | REPRESENTANTES POR ACUMULACIÓN | | SENADORES POR ACUMULACIÓN | |
|--------------------------------|----------------------------|-----------------|------------------------|-----------------|--------------------------------|-----------------|---------------------------|-----------------|
| | Votado de Más | Votado de Menos | Votado de Más | Votado de Menos | Votado de Más | Votado de Menos | Votado de Más | Votado de Menos |
| Guaynabo 007 | 21 | 1,536 | 34 | 4,447 | 689 | 1,060 | 1,050 | 431 |
| Cataño 008 | 9 | 739 | 22 | 2,229 | 378 | 690 | 554 | 428 |
| Bayamón 009 | 1 | 108 | 0 | 262 | 46 | 52 | 60 | 12 |
| Bayamón 010 | 35 | 2,618 | 60 | 6,451 | 1,017 | 1,635 | 1,536 | 703 |
| Bayamón 011 | 35 | 2,366 | 46 | 6,564 | 1,252 | 1,664 | 1,624 | 714 |
| Bayamón 012 | 3 | 407 | 4 | 1,109 | 139 | 299 | 220 | 155 |
| Toa Alta 013 | 33 | 1,349 | 27 | 5,699 | 852 | 1,483 | 1,217 | 876 |
| Toa Baja 014 | 83 | 1,653 | 59 | 9,419 | 1,458 | 2,635 | 1,973 | 1,803 |
| Totales del Distrito | 220 | 10,776 | 252 | 36,180 | 5,831 | 9,518 | 8,234 | 5,122 |

continuación; VOTOS DE MÁS Y VOTADOS DE MENOS / PAPELETA LEGISLATIVA

| Distrito Senatorial ARECIBO III | REPRESENTANTE POR DISTRITO | | SENADORES POR DISTRITO | | REPRESENTANTES POR ACUMULACIÓN | | SENADORES POR ACUMULACIÓN | |
|------------------------------------|-------------------------------|-----------------|---------------------------|-----------------|-----------------------------------|-----------------|------------------------------|-----------------|
| | Votado de Más | Votado de Menos | Votado de Más | Votado de Menos | Votado de Más | Votado de Menos | Votado de Más | Votado de Menos |
| Dorado 015 | 37 | 657 | 21 | 4,316 | 580 | 1,022 | 804 | 674 |
| Vega Alta 016 | 14 | 403 | 2 | 2,294 | 325 | 507 | 425 | 368 |
| Vega Alta 017 | 4 | 197 | 2 | 683 | 109 | 144 | 140 | 99 |
| Vega Baja 018 | 11 | 489 | 12 | 1,930 | 317 | 445 | 433 | 273 |
| Vega Baja 019 | 7 | 771 | 8 | 2,326 | 376 | 516 | 572 | 275 |
| Morovis 020 | 14 | 303 | 0 | 2,338 | 332 | 633 | 457 | 425 |
| Manatí 021 | 9 | 650 | 24 | 1,658 | 270 | 442 | 380 | 212 |
| Manatí 022 | 13 | 643 | 18 | 2,079 | 362 | 582 | 471 | 367 |
| Ciales 023 | 2 | 292 | 2 | 1,172 | 200 | 342 | 243 | 215 |
| Florida 024 | 9 | 350 | 10 | 1,051 | 245 | 339 | 287 | 211 |
| Barceloneta 025 | 7 | 640 | 16 | 1,946 | 320 | 502 | 428 | 319 |
| Arecibo 026 | 2 | 390 | 10 | 980 | 184 | 236 | 249 | 120 |
| Arecibo 027 | 19 | 1,441 | 21 | 6,115 | 944 | 1,577 | 1,292 | 959 |
| Hatillo 028 | 2 | 157 | 0 | 711 | 124 | 172 | 171 | 106 |
| Hatillo 029 | 6 | 479 | 5 | 2,392 | 238 | 666 | 353 | 417 |
| Camuy 030 | 16 | 435 | 6 | 2,601 | 345 | 718 | 467 | 445 |
| Quebradillas 031 | 10 | 429 | 7 | 2,019 | 279 | 544 | 358 | 311 |
| Totales del Distrito | 182 | 8,726 | 164 | 36,611 | 5,550 | 9,387 | 7,530 | 5,796 |

| Distrito Senatorial MAYAGÜEZ IV | REPRESENTANTE POR DISTRITO | | SENADORES POR DISTRITO | | REPRESENTANTES POR ACUMULACIÓN | | SENADORES POR ACUMULACIÓN | |
|------------------------------------|-------------------------------|-----------------|---------------------------|-----------------|-----------------------------------|-----------------|------------------------------|-----------------|
| | Votado de Más | Votado de Menos | Votado de Más | Votado de Menos | Votado de Más | Votado de Menos | Votado de Más | Votado de Menos |
| Isabela 032 | 16 | 936 | 23 | 2,722 | 385 | 786 | 533 | 432 |
| San Sebastián 033 | 25 | 673 | 19 | 3,976 | 477 | 1,187 | 686 | 789 |
| Las Marías 034 | 1 | 148 | 0 | 634 | 98 | 196 | 120 | 160 |
| Aguadilla 035 | 33 | 867 | 22 | 4,922 | 598 | 1,554 | 805 | 1,102 |
| Moca 036 | 11 | 547 | 20 | 2,430 | 291 | 812 | 404 | 517 |
| Moca 037 | 0 | 95 | 0 | 345 | 38 | 110 | 58 | 65 |
| Aguada 038 | 33 | 527 | 14 | 4,368 | 421 | 1,463 | 651 | 965 |
| Rincón 039 | 6 | 321 | 1 | 1,441 | 174 | 444 | 274 | 291 |
| Añasco 040 | 7 | 667 | 19 | 1,984 | 324 | 614 | 453 | 374 |
| Mayagüez 041 | 3 | 120 | 4 | 249 | 57 | 83 | 75 | 40 |
| Mayagüez 042 | 13 | 2,377 | 57 | 5,448 | 927 | 1,727 | 1,328 | 991 |
| San Germán 043 | 3 | 266 | 0 | 689 | 122 | 198 | 187 | 112 |
| San Germán 044 | 19 | 400 | 12 | 2,286 | 332 | 675 | 486 | 399 |
| Hormigueros 045 | 11 | 355 | 8 | 1,929 | 222 | 524 | 360 | 313 |
| Cabo Rojo 046 | 19 | 908 | 22 | 4,873 | 543 | 1,444 | 828 | 827 |
| Totales del Distrito | 200 | 9,207 | 221 | 38,296 | 5,009 | 11,817 | 7,248 | 7,377 |

continuación; VOTOS DE MÁS Y VOTADOS DE MENOS / PAPELETA LEGISLATIVA

| Distrito Senatorial PONCE V | REPRESENTANTE POR DISTRITO | | SENADORES POR DISTRITO | | REPRESENTANTES POR ACUMULACIÓN | | SENADORES POR ACUMULACIÓN | |
|--------------------------------|-------------------------------|-----------------|---------------------------|-----------------|-----------------------------------|-----------------|------------------------------|-----------------|
| | Votado de Más | Votado de Menos | Votado de Más | Votado de Menos | Votado de Más | Votado de Menos | Votado de Más | Votado de Menos |
| Lajas 047 | 9 | 485 | 4 | 2,057 | 289 | 510 | 453 | 316 |
| Guánica 048 | 7 | 319 | 2 | 1,243 | 221 | 323 | 317 | 178 |
| Sabana Grande 049 | 12 | 234 | 6 | 2,086 | 237 | 610 | 333 | 427 |
| Maricao 050 | 1 | 99 | 1 | 404 | 50 | 106 | 59 | 79 |
| Yauco 051 | 6 | 513 | 6 | 1,524 | 194 | 430 | 366 | 124 |
| Yauco 052 | 17 | 687 | 10 | 2,675 | 366 | 707 | 663 | 243 |
| Lares 053 | 18 | 321 | 14 | 2,356 | 317 | 684 | 447 | 508 |
| Utuado 054 | 6 | 659 | 10 | 2,527 | 445 | 603 | 561 | 430 |
| Adjuntas 055 | 1 | 494 | 10 | 1,398 | 180 | 417 | 264 | 247 |
| Jayuya 056 | 1 | 121 | 4 | 374 | 62 | 100 | 82 | 79 |
| Jayuya 057 | 3 | 141 | 4 | 530 | 95 | 97 | 96 | 79 |
| Guayanilla 058 | 5 | 410 | 4 | 1,989 | 265 | 556 | 422 | 332 |
| Peñuelas 059 | 6 | 647 | 16 | 1,759 | 225 | 553 | 337 | 348 |
| Ponce 060 | 3 | 613 | 14 | 1,377 | 209 | 303 | 314 | 138 |
| Ponce 061 | 71 | 2,072 | 65 | 7,703 | 1,094 | 1,834 | 1,692 | 997 |
| Ponce 062 | 39 | 1,080 | 27 | 4,231 | 662 | 945 | 1,008 | 488 |
| Juana Díaz 063 | 14 | 537 | 12 | 2,251 | 311 | 477 | 428 | 269 |
| Totales del Distrito | 219 | 9,432 | 209 | 36,484 | 5,222 | 9,255 | 7,842 | 5,282 |

| Distrito Senatorial GUAYAMA VI | REPRESENTANTE POR DISTRITO | | SENADORES POR DISTRITO | | REPRESENTANTES POR ACUMULACIÓN | | SENADORES POR ACUMULACIÓN | |
|-----------------------------------|-------------------------------|-----------------|---------------------------|-----------------|-----------------------------------|-----------------|------------------------------|-----------------|
| | Votado de Más | Votado de Menos | Votado de Más | Votado de Menos | Votado de Más | Votado de Menos | Votado de Más | Votado de Menos |
| Juana Díaz 064 | 9 | 313 | 0 | 1,253 | 176 | 257 | 237 | 152 |
| Villalba 065 | 14 | 260 | 0 | 1,521 | 223 | 394 | 308 | 252 |
| Orocovis 066 | 6 | 211 | 1 | 1,621 | 170 | 487 | 279 | 302 |
| Santa Isabel 067 | 8 | 422 | 7 | 2,130 | 360 | 505 | 489 | 339 |
| Coamo 068 | 2 | 275 | 0 | 1,051 | 153 | 242 | 214 | 138 |
| Aibonito 069 | 20 | 568 | 4 | 3,015 | 334 | 733 | 538 | 390 |
| Barranquitas 070 | 14 | 345 | 2 | 1,388 | 197 | 343 | 324 | 189 |
| Barranquitas 071 | 1 | 89 | 0 | 400 | 36 | 91 | 72 | 45 |
| Corozal 072 | 13 | 484 | 9 | 2,666 | 333 | 701 | 487 | 454 |
| Naranjito 073 | 3 | 449 | 0 | 2,358 | 288 | 670 | 413 | 414 |
| Comerio 074 | 0 | 309 | 2 | 1,358 | 174 | 336 | 257 | 200 |
| Coamo 075 | 5 | 256 | 4 | 1,662 | 216 | 414 | 331 | 253 |
| Cidra 076 | 30 | 704 | 10 | 4,453 | 550 | 1,113 | 867 | 539 |
| Cayey 077 | 28 | 803 | 8 | 5,296 | 561 | 1,446 | 964 | 786 |
| Salinas 078 | 7 | 706 | 4 | 2,058 | 335 | 655 | 443 | 453 |
| Guayama 079 | 31 | 694 | 12 | 3,867 | 576 | 1,000 | 803 | 628 |
| Arroyo 080 | 8 | 228 | 6 | 1,381 | 228 | 349 | 301 | 264 |
| Salinas 085 | 2 | 89 | 2 | 271 | 53 | 89 | 61 | 72 |
| Totales del Distrito | 201 | 7,205 | 71 | 37,749 | 4,963 | 9,825 | 7,388 | 5,870 |

continuación; VOTOS DE MÁS Y VOTADOS DE MENOS / PAPELETA LEGISLATIVA

| Distrito Senatorial HUMACAO VII | REPRESENTANTE POR DISTRITO | | SENADORES POR DISTRITO | | REPRESENTANTES POR ACUMULACIÓN | | SENADORES POR ACUMULACIÓN | |
|------------------------------------|-------------------------------|-----------------|---------------------------|-----------------|-----------------------------------|-----------------|------------------------------|-----------------|
| | Votado de Más | Votado de Menos | Votado de Más | Votado de Menos | Votado de Más | Votado de Menos | Votado de Más | Votado de Menos |
| Caguas 082 | 16 | 1,145 | 54 | 3,279 | 531 | 905 | 746 | 432 |
| Caguas 083 | 85 | 1,837 | 55 | 7,155 | 1,039 | 2,010 | 1,541 | 1,052 |
| Gurabo 084 | 23 | 889 | 6 | 3,399 | 494 | 902 | 662 | 527 |
| San Lorenzo 086 | 9 | 602 | 20 | 1,365 | 210 | 426 | 300 | 262 |
| San Lorenzo 087 | 9 | 572 | 8 | 1,365 | 154 | 419 | 217 | 292 |
| Juncos 088 | 13 | 889 | 26 | 2,470 | 445 | 669 | 619 | 415 |
| Las Piedras 089 | 17 | 585 | 21 | 2,169 | 336 | 650 | 517 | 355 |
| Las Piedras 090 | 5 | 134 | 2 | 466 | 88 | 151 | 125 | 90 |
| Patillas 091 | 19 | 341 | 8 | 1,428 | 215 | 417 | 298 | 256 |
| Maunabo 092 | 0 | 197 | 0 | 820 | 105 | 265 | 149 | 200 |
| Yabucoa 093 | 10 | 410 | 24 | 2,340 | 317 | 825 | 432 | 604 |
| Humacao 094 | 41 | 874 | 35 | 4,718 | 745 | 1,431 | 1,035 | 979 |
| Naguabo 095 | 11 | 364 | 6 | 1,742 | 232 | 513 | 323 | 367 |
| Totales del Distrito | 258 | 8,839 | 265 | 32,716 | 4,911 | 9,583 | 6,964 | 5,831 |

| Distrito Senatorial CAROLINA VIII | REPRESENTANTE POR DISTRITO | | SENADORES POR DISTRITO | | REPRESENTANTES POR ACUMULACIÓN | | SENADORES POR ACUMULACIÓN | |
|--------------------------------------|-------------------------------|-----------------|---------------------------|-----------------|-----------------------------------|-----------------|------------------------------|-----------------|
| | Votado de Más | Votado de Menos | Votado de Más | Votado de Menos | Votado de Más | Votado de Menos | Votado de Más | Votado de Menos |
| Vieques 096 | 3 | 223 | 12 | 687 | 142 | 187 | 169 | 128 |
| Culebra 097 | 2 | 79 | 0 | 253 | 64 | 72 | 78 | 43 |
| Ceiba 098 | 14 | 242 | 24 | 1,132 | 208 | 322 | 278 | 226 |
| Fajardo 099 | 20 | 443 | 24 | 2,945 | 417 | 824 | 570 | 566 |
| Luquillo 100 | 21 | 380 | 12 | 1,568 | 238 | 465 | 301 | 308 |
| Río Grande 101 | 11 | 237 | 8 | 583 | 113 | 143 | 137 | 90 |
| Río Grande 102 | 16 | 871 | 50 | 3,124 | 555 | 875 | 771 | 581 |
| Loiza 103 | 21 | 685 | 110 | 2,193 | 442 | 741 | 592 | 557 |
| Canóvanas 104 | 7 | 598 | 31 | 1,539 | 280 | 398 | 387 | 273 |
| Canóvanas 105 | 26 | 531 | 28 | 1,793 | 383 | 483 | 453 | 327 |
| Carolina 106 | 21 | 668 | 28 | 2,649 | 481 | 823 | 628 | 522 |
| Carolina 107 | 41 | 1,120 | 70 | 4,273 | 696 | 1,068 | 935 | 590 |
| Carolina 108 | 33 | 1,979 | 55 | 6,439 | 954 | 1,516 | 1,465 | 737 |
| Trujillo Alto 109 | 17 | 888 | 44 | 2,314 | 319 | 687 | 495 | 352 |
| Trujillo Alto 110 | 12 | 916 | 28 | 2,626 | 346 | 670 | 552 | 266 |
| Totales del Distrito | 265 | 9,860 | 524 | 34,118 | 5,638 | 9,274 | 7,811 | 5,566 |

VOTADOS DE MÁS Y VOTADOS DE MENOS PAPELETA MUNICIPAL

| Totales por Distrito Senatorial | ALCALDE | | LEGISLADORES MUNICIPALES | |
|---------------------------------|---------------|-----------------|--------------------------|------------------|
| | Votado de Más | Votado de Menos | Votado de Más | Votado de Menos |
| SAN JUAN I | 106 | 457 | 1,013 | 352,276 |
| BAYAMÓN II | 111 | 1,353 | 1,306 | 367,800 |
| ARECIBO III | 100 | 895 | 933 | 341,404 |
| MAYAGÜEZ IV | 134 | 916 | 1,009 | 378,898 |
| PONCE V | 116 | 638 | 1,080 | 332,775 |
| GUAYAMA VI | 85 | 554 | 715 | 321,938 |
| HUMACAO VII | 101 | 715 | 814 | 331,203 |
| CAROLINA VIII | 127 | 871 | 1,087 | 331,103 |
| TOTALES ISLA | 880 | 6,399 | 7,957 | 2,757,424 |

| Distrito Senatorial SAN JUAN I | ALCALDE | | LEGISLADORES MUNICIPALES | |
|--------------------------------|---------------|-----------------|--------------------------|-----------------|
| | Votado de Más | Votado de Menos | Votado de Más | Votado de Menos |
| San Juan 001 | 16 | 88 | 204 | 72,102 |
| San Juan 002 | 25 | 50 | 214 | 60,420 |
| San Juan 003 | 26 | 78 | 210 | 62,793 |
| San Juan 004 | 15 | 72 | 182 | 72,579 |
| San Juan 005 | 5 | 23 | 42 | 21,437 |
| Guaynabo 006 | 17 | 110 | 117 | 43,978 |
| Aguas Buenas 081 | 2 | 36 | 44 | 18,967 |
| Totales del Distrito | 106 | 457 | 1,013 | 352,276 |

| Distrito Senatorial BAYAMÓN II | ALCALDE | | LEGISLADORES MUNICIPALES | |
|--------------------------------|---------------|-----------------|--------------------------|-----------------|
| | Votado de Más | Votado de Menos | Votado de Más | Votado de Menos |
| Guaynabo 007 | 23 | 104 | 182 | 50,844 |
| Cataño 008 | 10 | 72 | 44 | 20,176 |
| Bayamón 009 | 0 | 9 | 0 | 2,695 |
| Bayamón 010 | 17 | 269 | 260 | 67,093 |
| Bayamón 011 | 20 | 582 | 352 | 67,043 |
| Bayamón 012 | 4 | 46 | 39 | 11,758 |
| Toa Alta 013 | 9 | 101 | 195 | 53,017 |
| Toa Baja 014 | 28 | 170 | 234 | 95,174 |
| Totales del Distrito | 111 | 1,353 | 1,306 | 367,800 |

| Distrito Senatorial ARECIBO III | ALCALDE | | LEGISLADORES MUNICIPALES | |
|---------------------------------|---------------|-----------------|--------------------------|-----------------|
| | Votado de Más | Votado de Menos | Votado de Más | Votado de Menos |
| Dorado 015 | 14 | 44 | 143 | 32,271 |
| Vega Alta 016 | 6 | 47 | 66 | 16,453 |
| Vega Alta 017 | 3 | 11 | 0 | 5,413 |
| Vega Baja 018 | 8 | 79 | 39 | 18,900 |
| Vega Baja 019 | 3 | 36 | 39 | 24,349 |
| Morovis 020 | 4 | 48 | 55 | 18,430 |
| Manatí 021 | 3 | 39 | 78 | 18,557 |
| Manatí 022 | 1 | 42 | 39 | 25,901 |
| Ciales 023 | 4 | 21 | 9 | 9,052 |
| Florida 024 | 1 | 8 | 27 | 7,778 |
| Barceloneta 025 | 5 | 21 | 110 | 19,116 |
| Arecibo 026 | 3 | 16 | 13 | 10,332 |
| Arecibo 027 | 25 | 289 | 118 | 66,347 |
| Hatillo 028 | 5 | 35 | 0 | 7,327 |
| Hatillo 029 | 3 | 86 | 117 | 23,557 |
| Camuy 030 | 6 | 53 | 66 | 21,191 |
| Quebradillas 031 | 6 | 20 | 14 | 16,430 |
| Totales del Distrito | 100 | 895 | 933 | 341,404 |

| Distrito Senatorial MAYAGÜEZ IV | ALCALDE | | LEGISLADORES MUNICIPALES | |
|---------------------------------|---------------|-----------------|--------------------------|-----------------|
| | Votado de Más | Votado de Menos | Votado de Más | Votado de Menos |
| Isabela 032 | 8 | 51 | 80 | 29,059 |
| San Sebastián 033 | 13 | 121 | 143 | 37,777 |
| Las Marías 034 | 1 | 5 | 9 | 4,734 |
| Aguadilla 035 | 20 | 106 | 65 | 48,189 |
| Moca 036 | 3 | 53 | 26 | 25,079 |
| Moca 037 | 2 | 10 | 0 | 4,690 |
| Aguada 038 | 19 | 83 | 104 | 42,594 |
| Rincón 039 | 6 | 23 | 9 | 11,056 |
| Añasco 040 | 7 | 46 | 44 | 19,659 |
| Mayagüez 041 | 0 | 8 | 0 | 2,616 |
| Mayagüez 042 | 24 | 212 | 251 | 64,548 |
| San Germán 043 | 7 | 18 | 33 | 7,248 |
| San Germán 044 | 3 | 33 | 66 | 20,674 |
| Hormigueros 045 | 7 | 55 | 49 | 13,293 |
| Cabo Rojo 046 | 14 | 92 | 130 | 47,682 |
| Totales del Distrito | 134 | 916 | 1,009 | 378,898 |

continuación; VOTOS DE MÁS Y VOTADOS DE MENOS / PAPELETA MUNICIPAL

| Distrito Senatorial PONCE V | ALCALDE | | LEGISLADORES MUNICIPALES | |
|--------------------------------|---------------|-----------------|-----------------------------|-----------------|
| | Votado de Más | Votado de Menos | Votado de Más | Votado de Menos |
| Lajas 047 | 4 | 33 | 55 | 17,455 |
| Guánica 048 | 3 | 25 | 27 | 8,564 |
| Sabana Grande 049 | 8 | 27 | 55 | 17,168 |
| Maricao 050 | 1 | 6 | 0 | 3,181 |
| Yauco 051 | 3 | 32 | 78 | 16,088 |
| Yauco 052 | 10 | 68 | 117 | 25,618 |
| Lares 053 | 4 | 32 | 33 | 17,588 |
| Utuado 054 | 13 | 39 | 55 | 20,902 |
| Adjuntas 055 | 5 | 28 | 54 | 9,965 |
| Jayuya 056 | 0 | 12 | 9 | 2,696 |
| Jayuya 057 | 2 | 15 | 9 | 4,000 |
| Guayanilla 058 | 4 | 32 | 77 | 17,379 |
| Peñuelas 059 | 6 | 26 | 77 | 17,745 |
| Ponce 060 | 11 | 19 | 27 | 15,848 |
| Ponce 061 | 20 | 133 | 182 | 74,984 |
| Ponce 062 | 15 | 72 | 199 | 40,396 |
| Juana Díaz 063 | 7 | 39 | 26 | 23,198 |
| Totales del Distrito | 116 | 638 | 1,080 | 332,775 |

| Distrito Senatorial HUMACAO VII | ALCALDE | | LEGISLADORES MUNICIPALES | |
|------------------------------------|---------------|-----------------|-----------------------------|-----------------|
| | Votado de Más | Votado de Menos | Votado de Más | Votado de Menos |
| Caguas 082 | 4 | 101 | 130 | 32,512 |
| Caguas 083 | 18 | 191 | 248 | 70,046 |
| Gurabo 084 | 15 | 97 | 78 | 34,672 |
| San Lorenzo 086 | 5 | 40 | 52 | 16,474 |
| San Lorenzo 087 | 2 | 16 | 39 | 17,622 |
| Juncos 088 | 7 | 31 | 65 | 27,294 |
| Las Piedras 089 | 16 | 42 | 99 | 21,501 |
| Las Piedras 090 | 0 | 9 | 0 | 4,908 |
| Patillas 091 | 2 | 32 | 9 | 11,284 |
| Maunabo 092 | 1 | 16 | 9 | 5,477 |
| Yabucoa 093 | 10 | 40 | 22 | 21,660 |
| Humacao 094 | 12 | 68 | 52 | 49,019 |
| Naguabo 095 | 9 | 32 | 11 | 18,761 |
| Totales del Distrito | 101 | 715 | 814 | 331,230 |

| Distrito Senatorial GUAYAMA VI | ALCALDE | | LEGISLADORES MUNICIPALES | |
|-----------------------------------|---------------|-----------------|-----------------------------|-----------------|
| | Votado de Más | Votado de Menos | Votado de Más | Votado de Menos |
| Juana Díaz 064 | 2 | 9 | 0 | 11,554 |
| Villalba 065 | 2 | 11 | 33 | 12,742 |
| Orocovis 066 | 4 | 26 | 11 | 10,872 |
| Santa Isabel 067 | 11 | 39 | 45 | 17,521 |
| Coamo 068 | 4 | 25 | 0 | 9,912 |
| Aibonito 069 | 6 | 49 | 66 | 26,305 |
| Barranquitas 070 | 2 | 36 | 11 | 12,508 |
| Barranquitas 071 | 2 | 7 | 0 | 3,151 |
| Corozal 072 | 6 | 19 | 22 | 21,362 |
| Naranjito 073 | 1 | 14 | 0 | 17,451 |
| Comerio 074 | 3 | 13 | 44 | 11,394 |
| Coamo 075 | 3 | 26 | 0 | 14,785 |
| Cidra 076 | 9 | 64 | 65 | 39,592 |
| Cayey 077 | 15 | 100 | 104 | 44,172 |
| Salinas 078 | 7 | 34 | 55 | 19,662 |
| Guayama 079 | 5 | 61 | 221 | 37,364 |
| Arroyo 080 | 2 | 13 | 27 | 9,065 |
| Salinas 085 | 1 | 8 | 11 | 2,526 |
| Totales del Distrito | 85 | 554 | 715 | 321,938 |

| Distrito Senatorial CAROLINA VIII | ALCALDE | | LEGISLADORES MUNICIPALES | |
|--------------------------------------|---------------|-----------------|-----------------------------|-----------------|
| | Votado de Más | Votado de Menos | Votado de Más | Votado de Menos |
| Vieques 096 | 2 | 29 | 27 | 5,583 |
| Culebra 097 | 0 | 8 | 0 | 759 |
| Ceiba 098 | 11 | 19 | 15 | 8,887 |
| Fajardo 099 | 7 | 56 | 66 | 22,491 |
| Luquillo 100 | 5 | 27 | 50 | 14,115 |
| Río Grande 101 | 5 | 21 | 26 | 7,272 |
| Río Grande 102 | 11 | 47 | 26 | 34,429 |
| Loíza 103 | 8 | 91 | 55 | 22,494 |
| Canóvanas 104 | 10 | 42 | 55 | 17,396 |
| Canóvanas 105 | 20 | 33 | 169 | 19,240 |
| Carolina 106 | 6 | 69 | 91 | 27,168 |
| Carolina 107 | 10 | 107 | 130 | 40,338 |
| Carolina 108 | 23 | 202 | 208 | 59,912 |
| Trujillo Alto 109 | 4 | 55 | 52 | 25,533 |
| Trujillo Alto 110 | 5 | 65 | 117 | 25,486 |
| Totales del Distrito | 127 | 871 | 1,087 | 331,103 |

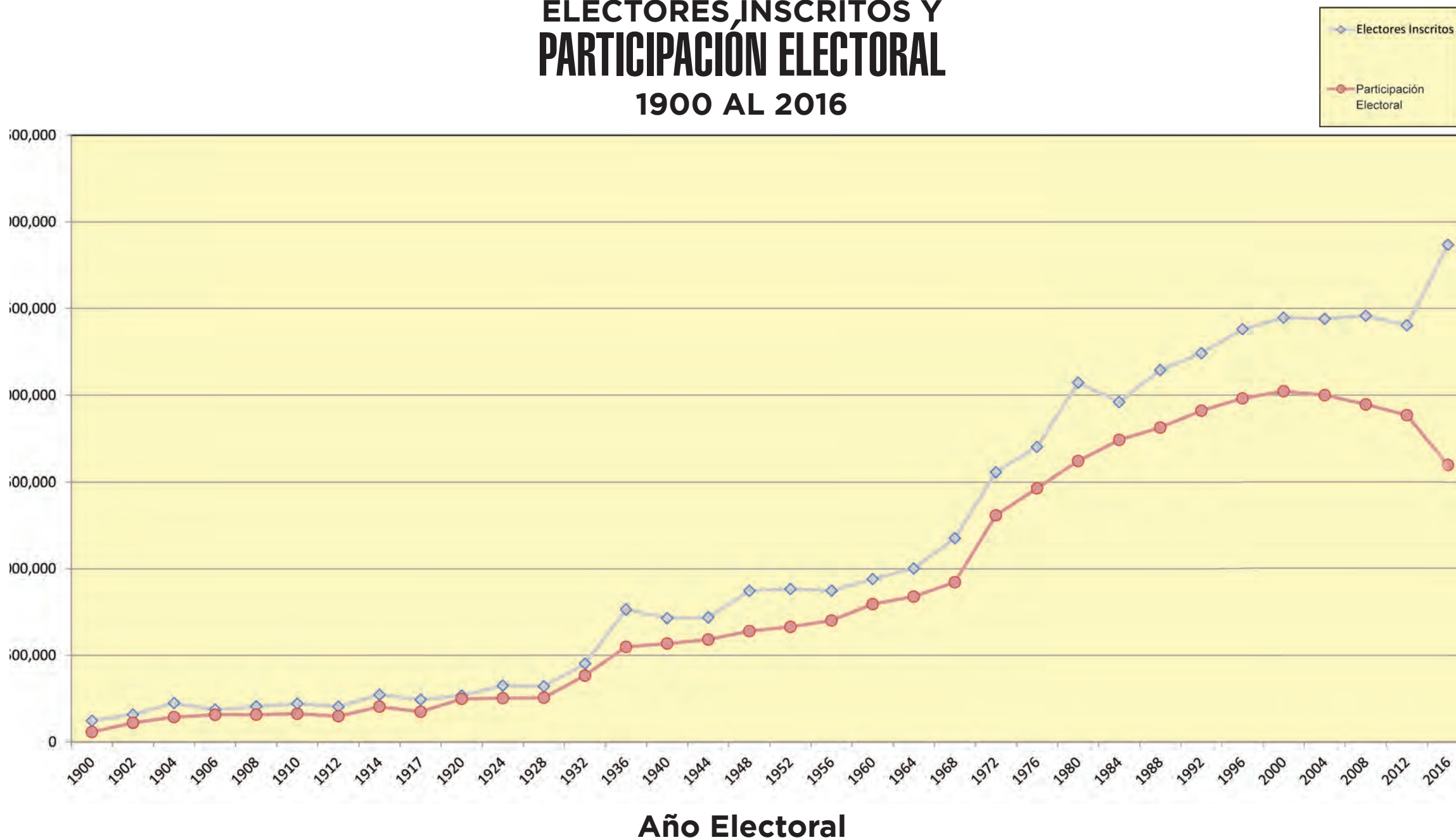
A stylized, light-colored map of Chile is centered in the background. The map is composed of thick, greyish-yellow lines that form the outline of the country, including its main body and the southern islands. The map is set against a light yellow background.

PARTICIPACIÓN ELECTORAL

ELECCIONES GENERALES / MARTES, 8 DE NOVIEMBRE DE 2016

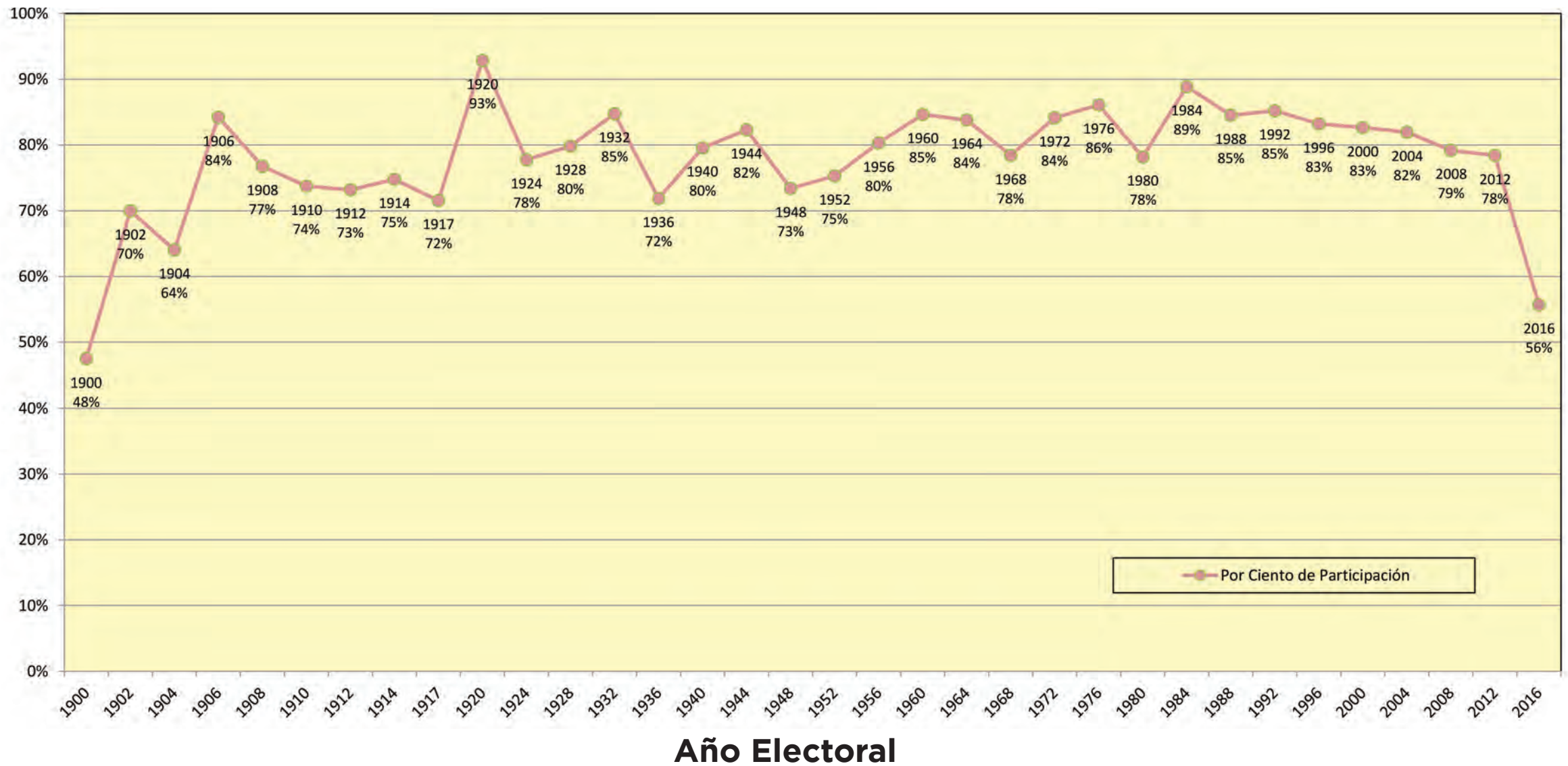
ELECTORES INSCRITOS Y PARTICIPACIÓN ELECTORAL

1900 AL 2016

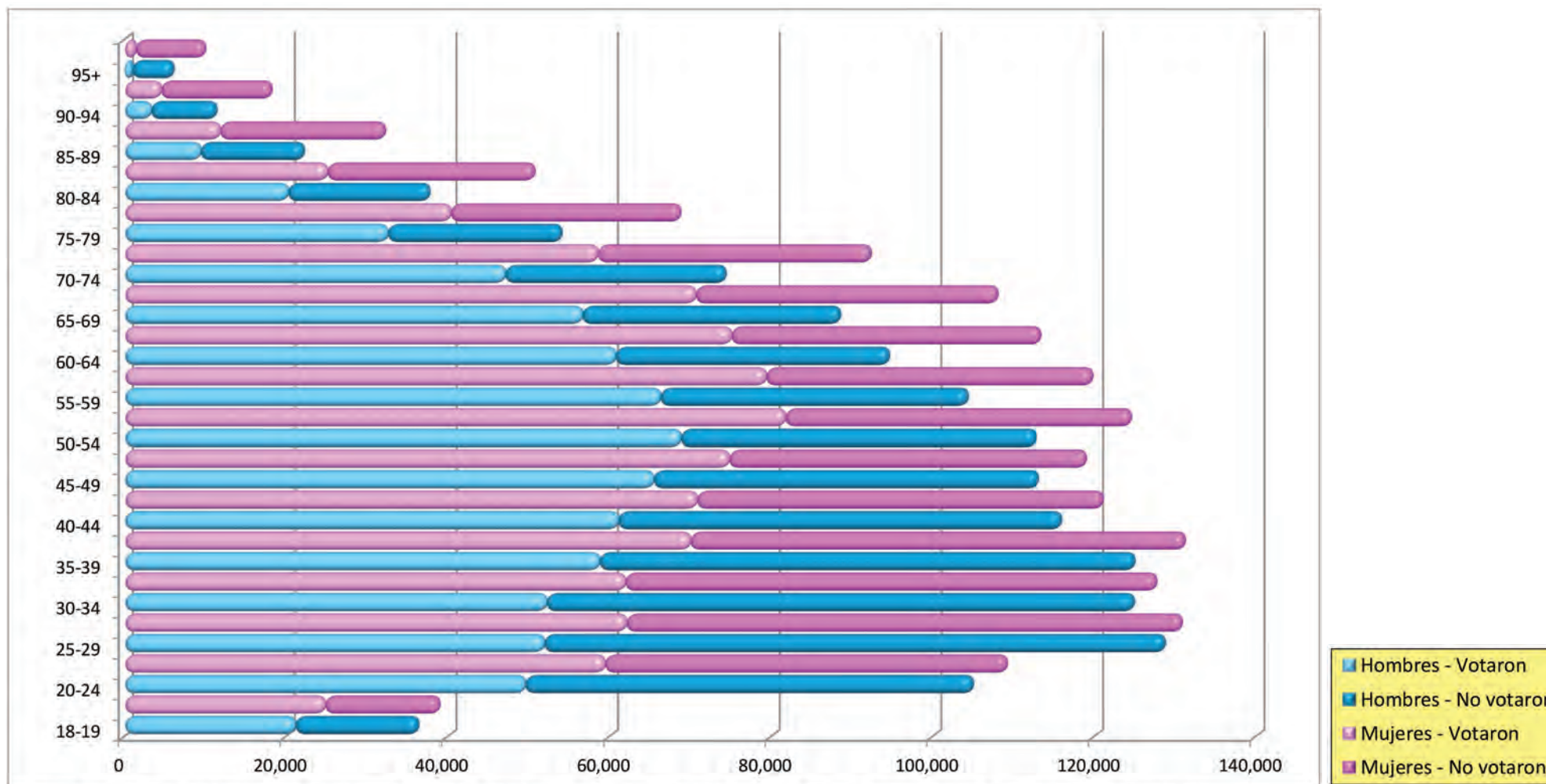


PORCIENTO DE PARTICIPACION ELECTORAL

1900 AL 2016



PARTICIPACIÓN ELECTORAL POR EDAD Y SEXO ELECCIONES GENERALES 2016



Nota: La participación de los electores se evidencia mediante su firma en la lista de colegio el día del evento electoral. Se mantienen activos todos los electores que llevan menos de dos elecciones generales consecutivas sin votar; los demás son desactivados. Sin embargo, cuando una lista del colegio se extravía, todos los electores en ese colegio quedan activados.

PORCENTAJES DE PARTICIPACIÓN Y NO PARTICIPACIÓN ELECCIONES GENERALES 2016

| Totales por Distrito Senatorial | ELECTORES HÁBILES | PARTICIPACIÓN | | NO PARTICIPACIÓN | |
|---------------------------------|-------------------|------------------|--------------|------------------|--------------|
| | | Electores | Por ciento | Electores | Por ciento |
| SAN JUAN I | 333,678 | 182,431 | 54.67 | 151,247 | 45.33 |
| BAYAMÓN II | 340,868 | 186,283 | 54.65 | 154,585 | 45.35 |
| ARECIBO III | 373,719 | 211,589 | 56.62 | 162,130 | 43.38 |
| MAYAGÜEZ IV | 366,790 | 210,521 | 57.40 | 156,269 | 42.60 |
| PONCE V | 376,844 | 205,014 | 54.40 | 171,830 | 45.60 |
| GUAYAMA VI | 373,565 | 216,803 | 58.04 | 156,762 | 41.96 |
| HUMACAO VII | 357,802 | 198,338 | 55.43 | 159,464 | 44.57 |
| CAROLINA VIII | 344,291 | 179,410 | 52.11 | 164,881 | 47.89 |
| Totales Isla | 2,867,557 | 1,590,389 | 55.46 | 1,277,168 | 44.54 |

| Distrito Senatorial SAN JUAN I | ELECTORES HÁBILES | PARTICIPACIÓN | | NO PARTICIPACIÓN | |
|--------------------------------|-------------------|----------------|--------------|------------------|--------------|
| | | Electores | Por ciento | Electores | Por ciento |
| San Juan 001 | 68,159 | 33,621 | 49.33 | 34,538 | 50.67 |
| San Juan 002 | 63,542 | 33,972 | 53.46 | 29,570 | 46.54 |
| San Juan 003 | 63,476 | 33,222 | 52.34 | 30,254 | 47.66 |
| San Juan 004 | 68,588 | 40,115 | 58.49 | 28,473 | 41.51 |
| San Juan 005 | 19,189 | 11,318 | 58.98 | 7,871 | 41.02 |
| Guaynabo 006 | 28,198 | 17,163 | 60.87 | 11,035 | 39.13 |
| Aguas Buenas 081 | 22,526 | 13,020 | 57.80 | 9,506 | 42.20 |
| Totales del Distrito | 333,678 | 182,431 | 54.67 | 151,247 | 45.33 |

| Distrito Senatorial BAYAMÓN II | ELECTORES HÁBILES | PARTICIPACIÓN | | NO PARTICIPACIÓN | |
|--------------------------------|-------------------|----------------|--------------|------------------|--------------|
| | | Electores | Por ciento | Electores | Por ciento |
| Guaynabo 007 | 42,524 | 25,262 | 59.41 | 17,262 | 40.59 |
| Cataño 008 | 25,246 | 12,981 | 51.42 | 12,265 | 48.58 |
| Bayamón 009 | 2,746 | 1,703 | 62.02 | 1,043 | 37.98 |
| Bayamón 010 | 72,623 | 37,786 | 52.03 | 34,837 | 47.97 |
| Bayamón 011 | 67,341 | 36,501 | 54.20 | 30,840 | 45.80 |
| Bayamón 012 | 13,485 | 7,853 | 58.24 | 5,632 | 41.76 |
| Toa Alta 013 | 49,141 | 29,055 | 59.13 | 20,086 | 40.87 |
| Toa Baja 014 | 67,762 | 35,142 | 51.86 | 32,620 | 48.14 |
| Totales del Distrito | 340,868 | 186,283 | 54.65 | 154,585 | 45.35 |

| Distrito Senatorial ARECIBO III | ELECTORES HÁBILES | PARTICIPACIÓN | | NO PARTICIPACIÓN | |
|---------------------------------|-------------------|----------------|--------------|------------------|--------------|
| | | Electores | Por ciento | Electores | Por ciento |
| Dorado 015 | 30,350 | 17,818 | 58.71 | 12,532 | 41.29 |
| Vega Alta 016 | 22,344 | 11,892 | 53.22 | 10,452 | 46.78 |
| Vega Alta 017 | 6,751 | 3,779 | 55.98 | 2,972 | 44.02 |
| Vega Baja 018 | 22,563 | 11,719 | 51.94 | 10,844 | 48.06 |
| Vega Baja 019 | 24,673 | 13,435 | 54.45 | 11,238 | 45.55 |
| Morovis 020 | 25,197 | 15,792 | 62.67 | 9,405 | 37.33 |
| Manatí 021 | 15,682 | 8,717 | 55.59 | 6,965 | 44.41 |
| Manatí 022 | 19,910 | 10,478 | 52.63 | 9,432 | 47.37 |
| Ciales 023 | 17,124 | 11,148 | 65.10 | 5,976 | 34.90 |
| Florida 024 | 10,539 | 6,533 | 61.99 | 4,006 | 38.01 |
| Barceloneta 025 | 20,969 | 12,104 | 57.72 | 8,865 | 42.28 |
| Arecibo 026 | 11,432 | 5,748 | 50.28 | 5,684 | 49.72 |
| Arecibo 027 | 64,046 | 33,964 | 53.03 | 30,082 | 46.97 |
| Hatillo 028 | 8,579 | 4,696 | 54.74 | 3,883 | 45.26 |
| Hatillo 029 | 23,597 | 13,673 | 57.94 | 9,924 | 42.06 |
| Camuy 030 | 28,102 | 17,029 | 60.60 | 11,073 | 39.40 |
| Quebradillas 031 | 21,861 | 13,064 | 59.76 | 8,797 | 40.24 |
| Totales del Distrito | 373,719 | 211,589 | 56.62 | 162,130 | 43.38 |

| Distrito Senatorial MAYAGÜEZ IV | ELECTORES HÁBILES | PARTICIPACIÓN | | NO PARTICIPACIÓN | |
|---------------------------------|-------------------|----------------|--------------|------------------|--------------|
| | | Electores | Por ciento | Electores | Por ciento |
| Isabela 032 | 36,199 | 20,164 | 55.70 | 16,035 | 44.30 |
| San Sebastián 033 | 35,437 | 19,997 | 56.43 | 15,440 | 43.57 |
| Las Marías 034 | 8,715 | 6,190 | 71.03 | 2,525 | 28.97 |
| Aguadilla 035 | 44,416 | 23,505 | 52.92 | 20,911 | 47.08 |
| Moca 036 | 26,832 | 16,619 | 61.94 | 10,213 | 38.06 |
| Moca 037 | 3,928 | 2,569 | 65.40 | 1,359 | 34.60 |
| Aguada 038 | 33,874 | 21,085 | 62.25 | 12,789 | 37.75 |
| Rincón 039 | 12,542 | 7,569 | 60.35 | 4,973 | 39.65 |
| Añasco 040 | 23,227 | 14,400 | 62.00 | 8,827 | 38.00 |
| Mayagüez 041 | 2,835 | 1,427 | 50.34 | 1,408 | 49.66 |
| Mayagüez 042 | 60,471 | 31,688 | 52.40 | 28,783 | 47.60 |
| San Germán 043 | 7,034 | 4,037 | 57.39 | 2,997 | 42.61 |
| San Germán 044 | 20,747 | 11,558 | 55.71 | 9,189 | 44.29 |
| Hormigueros 045 | 14,011 | 8,464 | 60.41 | 5,547 | 39.59 |
| Cabo Rojo 046 | 36,522 | 21,249 | 58.18 | 15,273 | 41.82 |
| Totales del Distrito | 366,790 | 210,521 | 57.40 | 156,269 | 42.60 |

NOTA: La participación o no participación se determinó a base de las papeletas estatales escrutadas

continuación; PORCENTAJES DE PARTICIPACIÓN Y NO PARTICIPACIÓN

| Distrito Senatorial PONCE V | ELECTORES HÁBILES | PARTICIPACIÓN | | NO PARTICIPACIÓN | |
|--------------------------------|----------------------|----------------|--------------|------------------|--------------|
| | | Electores | Por ciento | Electores | Por ciento |
| Lajas 047 | 19,764 | 11,040 | 55.86 | 8,724 | 44.14 |
| Guánica 048 | 16,714 | 9,492 | 56.79 | 7,222 | 43.21 |
| Sabana Grande 049 | 19,907 | 12,092 | 60.74 | 7,815 | 39.26 |
| Maricao 050 | 5,415 | 3,555 | 65.65 | 1,860 | 34.35 |
| Yauco 051 | 13,024 | 7,151 | 54.91 | 5,873 | 45.09 |
| Yauco 052 | 21,796 | 11,997 | 55.04 | 9,799 | 44.96 |
| Lares 053 | 26,255 | 15,943 | 60.72 | 10,312 | 39.28 |
| Utua 054 | 27,749 | 15,832 | 57.05 | 11,917 | 42.95 |
| Adjuntas 055 | 16,328 | 10,520 | 64.43 | 5,808 | 35.57 |
| Jayuya 056 | 6,331 | 4,006 | 63.28 | 2,325 | 36.72 |
| Jayuya 057 | 7,758 | 4,749 | 61.21 | 3,009 | 38.79 |
| Guayanilla 058 | 18,648 | 10,712 | 57.44 | 7,936 | 42.56 |
| Peñuelas 059 | 19,908 | 11,126 | 55.89 | 8,782 | 44.11 |
| Ponce 060 | 14,724 | 7,002 | 47.56 | 7,722 | 52.44 |
| Ponce 061 | 77,173 | 36,450 | 47.23 | 40,723 | 52.77 |
| Ponce 062 | 38,994 | 19,814 | 50.81 | 19,180 | 49.19 |
| Juana Díaz 063 | 26,356 | 13,533 | 51.35 | 12,823 | 48.65 |
| Totales del Distrito | 376,844 | 205,014 | 54.40 | 171,830 | 45.60 |

| Distrito Senatorial GUAYAMA VI | ELECTORES HÁBILES | PARTICIPACIÓN | | NO PARTICIPACIÓN | |
|-----------------------------------|----------------------|----------------|--------------|------------------|--------------|
| | | Electores | Por ciento | Electores | Por ciento |
| Juana Díaz 064 | 13,315 | 7,048 | 52.93 | 6,267 | 47.07 |
| Villalba 065 | 23,337 | 15,342 | 65.74 | 7,995 | 34.26 |
| Orocovis 066 | 20,724 | 13,490 | 65.09 | 7,234 | 34.91 |
| Santa Isabel 067 | 18,810 | 10,298 | 54.75 | 8,512 | 45.25 |
| Coamo 068 | 13,588 | 7,733 | 56.91 | 5,855 | 43.09 |
| Aibonito 069 | 22,407 | 12,937 | 57.74 | 9,470 | 42.26 |
| Barranquitas 070 | 19,451 | 11,765 | 60.49 | 7,686 | 39.51 |
| Barranquitas 071 | 4,301 | 2,862 | 66.54 | 1,439 | 33.46 |
| Corozal 072 | 29,404 | 18,523 | 62.99 | 10,881 | 37.01 |
| Naranjito 073 | 24,786 | 16,283 | 65.69 | 8,503 | 34.31 |
| Comerio 074 | 16,634 | 10,268 | 61.73 | 6,366 | 38.27 |
| Coamo 075 | 17,103 | 9,532 | 55.73 | 7,571 | 44.27 |
| Cidra 076 | 33,948 | 19,484 | 57.39 | 14,464 | 42.61 |
| Cayey 077 | 38,227 | 20,684 | 54.11 | 17,543 | 45.89 |
| Salinas 078 | 22,604 | 11,510 | 50.92 | 11,094 | 49.08 |
| Guayama 079 | 35,014 | 18,350 | 52.41 | 16,664 | 47.59 |
| Arroyo 080 | 16,586 | 9,161 | 55.23 | 7,425 | 44.77 |
| Salinas 085 | 3,326 | 1,533 | 46.09 | 1,793 | 53.91 |
| Totales del Distrito | 373,565 | 216,803 | 58.04 | 156,762 | 41.96 |

| Distrito Senatorial HUMACAO VII | ELECTORES HÁBILES | PARTICIPACIÓN | | NO PARTICIPACIÓN | |
|------------------------------------|----------------------|----------------|--------------|------------------|--------------|
| | | Electores | Por ciento | Electores | Por ciento |
| Caguas 082 | 35,893 | 20,582 | 57.34 | 15,311 | 42.66 |
| Caguas 083 | 74,252 | 38,319 | 51.61 | 35,933 | 48.39 |
| Gurabo 084 | 31,582 | 18,471 | 58.49 | 13,111 | 41.51 |
| San Lorenzo 086 | 16,050 | 9,272 | 57.77 | 6,778 | 42.23 |
| San Lorenzo 087 | 17,477 | 10,223 | 58.49 | 7,254 | 41.51 |
| Juncos 088 | 29,702 | 16,131 | 54.31 | 13,571 | 45.69 |
| Las Piedras 089 | 23,686 | 13,760 | 58.09 | 9,926 | 41.91 |
| Las Piedras 090 | 5,338 | 2,928 | 54.85 | 2,410 | 45.15 |
| Patillas 091 | 16,348 | 9,694 | 59.30 | 6,654 | 40.70 |
| Maunabo 092 | 10,672 | 6,469 | 60.62 | 4,203 | 39.38 |
| Yabucoa 093 | 31,344 | 18,470 | 58.93 | 12,874 | 41.07 |
| Humacao 094 | 45,133 | 23,433 | 51.92 | 21,700 | 48.08 |
| Naguabo 095 | 20,325 | 10,586 | 52.08 | 9,739 | 47.92 |
| Totales del Distrito | 357,802 | 198,338 | 55.43 | 159,464 | 44.57 |

| Distrito Senatorial CAROLINA VIII | ELECTORES HÁBILES | PARTICIPACIÓN | | NO PARTICIPACIÓN | |
|--------------------------------------|----------------------|----------------|--------------|------------------|--------------|
| | | Electores | Por ciento | Electores | Por ciento |
| Vieques 096 | 8,054 | 4,042 | 50.19 | 4,012 | 49.81 |
| Culebra 097 | 1,899 | 1,262 | 66.46 | 637 | 33.54 |
| Ceiba 098 | 11,248 | 5,537 | 49.23 | 5,711 | 50.77 |
| Fajardo 099 | 28,166 | 12,674 | 45.00 | 15,492 | 55.00 |
| Luquillo 100 | 16,556 | 8,634 | 52.15 | 7,922 | 47.85 |
| Río Grande 101 | 7,248 | 3,511 | 48.44 | 3,737 | 51.56 |
| Río Grande 102 | 31,636 | 16,109 | 50.92 | 15,527 | 49.08 |
| Loiza 103 | 22,708 | 11,172 | 49.20 | 11,536 | 50.80 |
| Canóvanas 104 | 15,043 | 8,549 | 56.83 | 6,494 | 43.17 |
| Canóvanas 105 | 19,646 | 9,584 | 48.78 | 10,062 | 51.22 |
| Carolina 106 | 26,154 | 14,734 | 56.34 | 11,420 | 43.66 |
| Carolina 107 | 39,912 | 20,858 | 52.26 | 19,054 | 47.74 |
| Carolina 108 | 63,212 | 33,606 | 53.16 | 29,606 | 46.84 |
| Trujillo Alto 109 | 24,618 | 13,945 | 56.65 | 10,673 | 43.35 |
| Trujillo Alto 110 | 28,191 | 15,193 | 53.89 | 12,998 | 46.11 |
| Totales del Distrito | 344,291 | 179,410 | 52.11 | 164,881 | 47.89 |

NOTA: La participación o no participación se determinó a base de las papeletas estatales escritadas

A stylized, light-colored map of Mexico is overlaid on a yellow background. The map is composed of thick, greyish-yellow lines that define the country's borders and major internal divisions. It is positioned centrally, with a horizontal yellow band across its middle containing text.

DATOS SOBRE LOS ELECTORES

ELECCIONES GENERALES / MARTES, 8 DE NOVIEMBRE DE 2016

POBLACIÓN DE PUERTO RICO POR MUNICIPIO SEGÚN EL CENSO DEL 2010

| Municipio | Población | |
|--------------|-----------|---------------|
| | Total | 18 años o más |
| Adjuntas | 19,483 | 14,484 |
| Aguada | 41,959 | 32,033 |
| Aguadilla | 60,949 | 46,516 |
| Aguas Buenas | 28,659 | 21,474 |
| Aibonito | 25,900 | 19,662 |
| Añasco | 29,261 | 22,262 |
| Arecibo | 96,440 | 74,264 |
| Arroyo | 19,575 | 14,322 |
| Barceloneta | 24,816 | 18,496 |
| Barranquitas | 30,318 | 21,961 |
| Bayamón | 208,116 | 161,123 |
| Cabo Rojo | 50,917 | 39,012 |
| Caguas | 142,893 | 108,351 |
| Camuy | 35,159 | 26,501 |
| Canóvanas | 47,648 | 34,929 |
| Carolina | 176,762 | 136,059 |
| Cataño | 28,140 | 20,954 |
| Cayey | 48,119 | 36,702 |
| Ceiba | 13,631 | 10,278 |
| Ciales | 18,782 | 13,970 |
| Cidra | 43,480 | 32,631 |
| Coamo | 40,512 | 29,717 |
| Comerio | 20,778 | 15,518 |
| Corozal | 37,142 | 27,498 |
| Culebra | 1,818 | 1,403 |
| Dorado | 38,165 | 28,109 |

| Municipio | Población | |
|-------------|-----------|---------------|
| | Total | 18 años o más |
| Fajardo | 36,993 | 27,733 |
| Florida | 12,680 | 9,353 |
| Guánica | 19,427 | 14,641 |
| Guayama | 45,362 | 33,678 |
| Guayanilla | 21,581 | 16,101 |
| Guaynabo | 97,924 | 76,856 |
| Gurabo | 45,369 | 33,549 |
| Hatillo | 41,953 | 31,754 |
| Hormigueros | 17,250 | 13,557 |
| Humacao | 58,466 | 44,621 |
| Isabela | 45,631 | 34,758 |
| Jayuya | 16,642 | 12,071 |
| Juana Díaz | 50,747 | 36,912 |
| Juncos | 40,290 | 29,595 |
| Lajas | 25,753 | 19,800 |
| Lares | 30,753 | 23,382 |
| Las Marías | 9,881 | 7,469 |
| Las Piedras | 38,675 | 28,922 |
| Loíza | 30,060 | 21,928 |
| Luquillo | 20,068 | 14,977 |
| Manatí | 44,113 | 32,967 |
| Maricao | 6,276 | 4,702 |
| Maunabo | 12,225 | 9,271 |
| Mayagüez | 89,080 | 71,118 |
| Moca | 40,109 | 29,757 |
| Morovis | 32,610 | 23,553 |

| Municipio | Población | |
|-------------------|------------------|------------------|
| | Total | 18 años o más |
| Naguabo | 26,720 | 19,638 |
| Naranjito | 30,402 | 22,845 |
| Orocovis | 23,423 | 17,064 |
| Patillas | 19,277 | 14,610 |
| Peñuelas | 24,282 | 17,598 |
| Ponce | 166,327 | 125,722 |
| Quebradillas | 25,919 | 19,529 |
| Rincón | 15,200 | 11,776 |
| Río Grande | 54,304 | 40,826 |
| Sabana Grande | 25,265 | 19,032 |
| Salinas | 31,078 | 22,647 |
| San Germán | 35,527 | 27,537 |
| San Juan | 395,326 | 309,505 |
| San Lorenzo | 41,058 | 31,076 |
| San Sebastián | 42,430 | 32,339 |
| Santa Isabel | 23,274 | 16,509 |
| Toa Alta | 74,066 | 53,742 |
| Toa Baja | 89,609 | 67,780 |
| Trujillo Alto | 74,842 | 56,027 |
| Utua | 33,149 | 24,995 |
| Vega Alta | 39,951 | 29,525 |
| Vega Baja | 59,662 | 44,549 |
| Vieques | 9,301 | 7,105 |
| Villalba | 26,073 | 18,900 |
| Yabucoa | 37,941 | 28,453 |
| Yauco | 42,043 | 31,911 |
| Total Isla | 3,725,789 | 2,822,494 |

**CONFIGURACIÓN DE LOS DISTRITOS SENATORIALES, DISTRITOS REPRESENTATIVOS Y PRECINTOS
(DE ACUERDO A LA REDISTRIBUCIÓN ELECTORAL BASADA EN EL CENSO 2010)
Y DISTRIBUCIÓN DE LOS ELECTORES HÁBILES PARA LAS ELECCIONES GENERALES DEL 2016**

| Distrito Senatorial SAN JUAN I | Electores Hábiles |
|------------------------------------------|----------------------|
| Totales del distrito senatorial | 333,678 |
| Distrito Representativo 01 | 68,159 |
| Precinto SAN JUAN 001 | 68,159 |
| Distrito Representativo 02 | 63,542 |
| Precinto SAN JUAN 002 | 63,542 |
| Distrito Representativo 03 | 63,476 |
| Precinto SAN JUAN 003 | 63,476 |
| Distrito Representativo 04 | 68,588 |
| Precinto SAN JUAN 004 | 68,588 |
| Distrito Representativo 05 | 69,913 |
| Precinto SAN JUAN 005 | 19,189 |
| Precinto GUAYNABO 006 | 28,198 |
| Precinto AGUAS BUENAS 081 | 22,526 |

| Distrito Senatorial BAYAMÓN II | Electores Hábiles |
|------------------------------------------|----------------------|
| Totales del distrito senatorial | 340,868 |
| Distrito Representativo 06 | 70,516 |
| Precinto GUAYNABO 007 | 42,524 |
| Precinto CATAÑO 008 | 25,246 |
| Precinto BAYAMÓN 009 | 2,746 |
| Distrito Representativo 07 | 72,623 |
| Precinto BAYAMÓN 010 | 72,623 |
| Distrito Representativo 08 | 67,341 |
| Precinto BAYAMÓN 011 | 67,341 |
| Distrito Representativo 09 | 62,626 |
| Precinto BAYAMÓN 012 | 13,485 |
| Precinto TOA ALTA 013 | 49,141 |
| Distrito Representativo 10 | 67,762 |
| Precinto TOA BAJA 014 | 67,762 |

| Distrito Senatorial ARECIBO III | Electores Hábiles |
|-------------------------------------------|----------------------|
| Totales del distrito senatorial | 373,719 |
| Distrito Representativo 11 | 75,257 |
| Precinto DORADO 015 | 30,350 |
| Precinto VEGA ALTA 016 | 22,344 |
| Precinto VEGA BAJA 018 | 22,563 |
| Distrito Representativo 12 | 72,303 |
| Precinto VEGA ALTA 017 | 6,751 |
| Precinto VEGA BAJA 019 | 24,673 |
| Precinto MOROVIS 020 | 25,197 |
| Precinto MANATÍ 021 | 15,682 |
| Distrito Representativo 13 | 79,974 |
| Precinto MANATÍ 022 | 19,910 |
| Precinto CIALES 023 | 17,124 |
| Precinto FLORIDA 024 | 10,539 |
| Precinto BARCELONETA 025 | 20,969 |
| Precinto ARECIBO 026 | 11,432 |
| Distrito Representativo 14 | 72,625 |
| Precinto ARECIBO 027 | 64,046 |
| Precinto HATILLO 028 | 8,579 |
| Distrito Representativo 15 | 73,560 |
| Precinto HATILLO 029 | 23,597 |
| Precinto CAMUY 030 | 28,102 |
| Precinto QUEBRADILLAS 031 | 21,861 |

continuación; CONFIGURACIÓN DE LOS DISTRITOS SENATORIALES, DISTRITOS REPRESENTATIVOS Y PRECINTOS (DE ACUERDO A LA REDISTRIBUCIÓN ELECTORAL BASADA EN EL CENSO 2010) Y DISTRIBUCIÓN DE LOS ELECTORES HÁBILES PARA LAS ELECCIONES GENERALES DEL 2016

| Distrito Senatorial MAYAGÜEZ IV | Electores Hábiles |
|-------------------------------------------|----------------------|
| Totales del distrito senatorial | 366,790 |
| Distrito Representativo 16 | 80,351 |
| Precinto ISABELA 032 | 36,199 |
| Precinto SAN SEBASTIÁN 033 | 35,437 |
| Precinto LAS MARÍAS 034 | 8,715 |
| Distrito Representativo 17 | 71,248 |
| Precinto AGUADILLA 035 | 44,416 |
| Precinto MOCA 036 | 26,832 |
| Distrito Representativo 18 | 76,406 |
| Precinto MOCA 037 | 3,928 |
| Precinto AGUADA 038 | 33,874 |
| Precinto RINCON 039 | 12,542 |
| Precinto AÑASCO 040 | 23,227 |
| Precinto MAYAGÜEZ 041 | 2,835 |
| Distrito Representativo 19 | 67,505 |
| Precinto MAYAGÜEZ 042 | 60,471 |
| Precinto SAN GERMÁN 043 | 7,034 |
| Distrito Representativo 20 | 71,280 |
| Precinto SAN GERMÁN 044 | 20,747 |
| Precinto HORMIGUEROS 045 | 14,011 |
| Precinto CABO ROJO 046 | 36,522 |

| Distrito Senatorial PONCE V | Electores Hábiles |
|----------------------------------------|----------------------|
| Totales del distrito senatorial | 376,844 |
| Distrito Representativo 21 | 74,824 |
| Precinto LAJAS 047 | 19,764 |
| Precinto GUÁNICA 048 | 16,714 |
| Precinto SABANA GRANDE 049 | 19,907 |
| Precinto MARICAO 050 | 5,415 |
| Precinto YAUCO 051 | 13,024 |
| Distrito Representativo 22 | 76,663 |
| Precinto LARES 053 | 26,255 |
| Precinto UTUADO 054 | 27,749 |
| Precinto ADJUNTAS 055 | 16,328 |
| Precinto JAYUYA 056 | 6,331 |
| Distrito Representativo 23 | 75,076 |
| Precinto YAUCO 052 | 21,796 |
| Precinto GUAYANILLA 058 | 18,648 |
| Precinto PEÑUELAS 059 | 19,908 |
| Precinto PONCE 060 | 14,724 |
| Distrito Representativo 24 | 77,173 |
| Precinto PONCE 061 | 77,173 |
| Distrito Representativo 25 | 73,108 |
| Precinto JAYUYA 057 | 7,758 |
| Precinto PONCE 062 | 38,994 |
| Precinto JUANA DÍAZ 063 | 26,356 |

| Distrito Senatorial GUAYAMA VI | Electores Hábiles |
|------------------------------------------|----------------------|
| Totales del distrito senatorial | 373,565 |
| Distrito Representativo 26 | 77,100 |
| Precinto VILLALBA 065 | 23,337 |
| Precinto OROCOVIS 066 | 20,724 |
| Precinto COAMO 068 | 13,588 |
| Precinto BARRANQUITAS 070 | 19,451 |
| Distrito Representativo 27 | 74,961 |
| Precinto JUANA DÍAZ 064 | 13,315 |
| Precinto SANTA ISABEL 067 | 18,810 |
| Precinto AIBONITO 069 | 22,407 |
| Precinto COAMO 075 | 17,103 |
| Precinto SALINAS 085 | 3,326 |
| Distrito Representativo 28 | 75,125 |
| Precinto BARRANQUITAS 071 | 4,301 |
| Precinto COROZAL 072 | 29,404 |
| Precinto NARANJITO 073 | 24,786 |
| Precinto COMERÍO 074 | 16,634 |
| Distrito Representativo 29 | 72,175 |
| Precinto CIDRA 076 | 33,948 |
| Precinto CAYEY 077 | 38,227 |
| Distrito Representativo 30 | 74,204 |
| Precinto SALINAS 078 | 22,604 |
| Precinto GUAYAMA 079 | 35,014 |
| Precinto ARROYO 080 | 16,586 |

continuación; CONFIGURACIÓN DE LOS DISTRITOS SENATORIALES, DISTRITOS REPRESENTATIVOS Y PRECINTOS (DE ACUERDO A LA REDISTRIBUCIÓN ELECTORAL BASADA EN EL CENSO 2010) Y DISTRIBUCIÓN DE LOS ELECTORES HÁBILES PARA LAS ELECCIONES GENERALES DEL 2016

| Distrito Senatorial HUMACAO VII | Electores Hábiles |
|-------------------------------------------|----------------------|
| Totales del distrito senatorial | 357,802 |
| Distrito Representativo 31 | 67,475 |
| Precinto CAGUAS 082 | 35,893 |
| Precinto GURABO 084 | 31,582 |
| Distrito Representativo 32 | 74,252 |
| Precinto CAGUAS 083 | 74,252 |
| Distrito Representativo 33 | 69,438 |
| Precinto SAN LORENZO 086 | 16,050 |
| Precinto JUNCOS 088 | 29,702 |
| Precinto LAS PIEDRAS 089 | 23,686 |
| Distrito Representativo 34 | 75,841 |
| Precinto SAN LORENZO 087 | 17,477 |
| Precinto PATILLAS 091 | 16,348 |
| Precinto MAUNABO 092 | 10,672 |
| Precinto YABUCOA 093 | 31,344 |
| Distrito Representativo 35 | 70,796 |
| Precinto LAS PIEDRAS 090 | 5,338 |
| Precinto HUMACAO 094 | 45,133 |
| Precinto NAGUABO 095 | 20,325 |

| Distrito Senatorial CAROLINA VIII | Electores Hábiles |
|---------------------------------------------|----------------------|
| Totales del distrito senatorial | 344,291 |
| Distrito Representativo 36 | 73,171 |
| Precinto VIEQUES 096 | 8,054 |
| Precinto CULEBRA 097 | 1,899 |
| Precinto CEIBA 098 | 11,248 |
| Precinto FAJARDO 099 | 28,166 |
| Precinto LUQUILLO 100 | 16,556 |
| Precinto RÍO GRANDE 101 | 7,248 |
| Distrito Representativo 37 | 69,387 |
| Precinto RÍO GRANDE 102 | 31,636 |
| Precinto LOÍZA 103 | 22,708 |
| Precinto CANÓVANAS 104 | 15,043 |
| Distrito Representativo 38 | 70,418 |
| Precinto CANÓVANAS 105 | 19,646 |
| Precinto CAROLINA 106 | 26,154 |
| Precinto TRUJILLO ALTO 109 | 24,618 |
| Distrito Representativo 39 | 68,103 |
| Precinto CAROLINA 107 | 39,912 |
| Precinto TRUJILLO ALTO 110 | 28,191 |
| Distrito Representativo 40 | 63,212 |
| Precinto CAROLINA 108 | 63,212 |

PERFIL DE LOS ELECTORES HÁBILES
AL CIERRE DEL REGISTRO ELECTORAL (19/SEPT/2016)

| Rangos de Edad | Masculinos | | Femeninas | | Ambos Sexos | |
|----------------|------------------|---------------|------------------|---------------|------------------|---------------|
| | Cantidad | Por Ciento | Cantidad | Por Ciento | Cantidad | Por Ciento |
| 18-19 | 36,271 | 2.68 | 38,887 | 2.57 | 75,158 | 2.62 |
| 20-24 | 104,895 | 7.75 | 109,096 | 7.20 | 213,991 | 7.46 |
| 25-29 | 128,641 | 9.51 | 130,740 | 8.63 | 259,381 | 9.05 |
| 30-34 | 124,807 | 9.22 | 127,588 | 8.43 | 252,395 | 8.80 |
| 35-39 | 124,884 | 9.23 | 131,113 | 8.66 | 255,997 | 8.93 |
| 40-44 | 115,793 | 8.56 | 120,943 | 7.99 | 236,736 | 8.26 |
| 45-49 | 112,921 | 8.34 | 118,864 | 7.85 | 231,785 | 8.08 |
| 50-54 | 112,650 | 8.32 | 124,442 | 8.22 | 237,092 | 8.27 |
| 55-59 | 104,238 | 7.70 | 119,669 | 7.90 | 223,907 | 7.81 |
| 60-64 | 94,513 | 6.98 | 113,228 | 7.48 | 207,741 | 7.24 |
| 65-69 | 88,444 | 6.54 | 107,935 | 7.13 | 196,379 | 6.85 |
| 70-74 | 74,289 | 5.49 | 92,247 | 6.09 | 166,536 | 5.81 |
| 75-79 | 53,991 | 3.99 | 66,697 | 4.54 | 122,688 | 4.28 |
| 80-84 | 37,645 | 2.78 | 50,632 | 3.34 | 88,277 | 3.08 |
| 85-89 | 22,108 | 1.63 | 32,130 | 2.12 | 54,238 | 1.89 |
| 90-94 | 11,281 | 0.83 | 16,103 | 1.20 | 29,384 | 1.02 |
| 95 o más | 5,988 | 0.44 | 9,884 | 0.65 | 15,872 | 0.55 |
| Totales | 1,353,359 | 100.00 | 1,514,198 | 100.00 | 2,867,557 | 100.00 |

PERFIL DE LOS ELECTORES QUE VOTARON

| Rangos de Edad | Masculinos | | Femeninas | | Ambos Sexos | |
|----------------|----------------|---------------|----------------|---------------|------------------|---------------|
| | Electores | Por Ciento | Electores | Por Ciento | Electores | Por Ciento |
| 18-19 | 21,074 | 2.91 | 24,767 | 2.84 | 45,841 | 2.87 |
| 20-24 | 49,520 | 6.83 | 59,381 | 6.81 | 108,901 | 6.82 |
| 25-29 | 51,868 | 7.15 | 62,041 | 7.12 | 113,909 | 7.13 |
| 30-34 | 52,154 | 7.19 | 61,879 | 7.10 | 114,033 | 7.14 |
| 35-39 | 58,708 | 8.09 | 69,956 | 8.03 | 128,664 | 8.06 |
| 40-44 | 61,044 | 8.42 | 70,761 | 8.12 | 131,805 | 8.25 |
| 45-49 | 65,403 | 9.02 | 74,737 | 8.58 | 140,140 | 8.78 |
| 50-54 | 68,769 | 9.48 | 81,704 | 9.37 | 150,473 | 9.42 |
| 55-59 | 66,246 | 9.13 | 79,323 | 9.10 | 145,569 | 9.12 |
| 60-64 | 60,711 | 8.37 | 75,027 | 8.61 | 135,738 | 8.50 |
| 65-69 | 56,574 | 7.80 | 70,808 | 8.10 | 127,182 | 7.96 |
| 70-74 | 47,046 | 6.49 | 58,492 | 6.71 | 105,538 | 6.61 |
| 75-79 | 32,528 | 4.48 | 40,299 | 4.62 | 72,827 | 4.56 |
| 80-84 | 20,175 | 2.78 | 25,036 | 2.87 | 45,211 | 2.83 |
| 85-89 | 9,347 | 1.29 | 11,751 | 1.35 | 21,098 | 1.32 |
| 90-94 | 3,231 | 0.45 | 4,463 | 0.51 | 7,694 | 0.48 |
| 95 o más | 915 | 0.13 | 1,304 | 0.15 | 2,219 | 0.14 |
| Totales | 725,313 | 100.00 | 871,529 | 100.00 | 1,596,842 | 100.00 |

PERFIL DE LOS ELECTORES QUE NO VOTARON

| Rangos de Edad | Masculinos | | Femeninas | | Ambos Sexos | |
|----------------|----------------|---------------|----------------|---------------|------------------|---------------|
| | Electores | Por Ciento | Electores | Por Ciento | Electores | Por Ciento |
| 18-19 | 15,197 | 2.42 | 14,120 | 2.20 | 29,317 | 2.31 |
| 20-24 | 55,375 | 8.82 | 49,715 | 7.74 | 105,090 | 8.27 |
| 25-29 | 76,773 | 12.22 | 68,699 | 10.69 | 145,472 | 11.45 |
| 30-34 | 72,653 | 11.57 | 65,709 | 10.22 | 138,362 | 10.89 |
| 35-39 | 66,176 | 10.54 | 61,157 | 9.52 | 127,333 | 10.02 |
| 40-44 | 54,749 | 8.72 | 50,182 | 7.81 | 104,931 | 8.26 |
| 45-49 | 47,516 | 7.57 | 44,127 | 6.87 | 91,645 | 7.21 |
| 50-54 | 43,881 | 6.99 | 42,738 | 6.65 | 86,619 | 6.82 |
| 55-59 | 37,992 | 6.05 | 40,346 | 6.28 | 78,338 | 6.16 |
| 60-64 | 33,802 | 5.38 | 38,201 | 5.94 | 72,003 | 5.67 |
| 65-69 | 31,870 | 5.07 | 37,327 | 5.81 | 69,197 | 5.45 |
| 70-74 | 27,243 | 4.34 | 33,755 | 5.25 | 60,998 | 4.80 |
| 75-79 | 21,463 | 3.42 | 28,398 | 4.42 | 49,861 | 3.92 |
| 80-84 | 17,470 | 2.78 | 25,596 | 3.98 | 43,066 | 3.39 |
| 85-89 | 12,761 | 2.03 | 20,379 | 3.17 | 33,140 | 2.61 |
| 90-94 | 8,050 | 1.28 | 13,640 | 2.12 | 21,690 | 1.71 |
| 95 o más | 5,073 | 0.81 | 8,580 | 1.34 | 13,653 | 1.07 |
| Totales | 628,046 | 100.00 | 642,669 | 100.00 | 1,270,715 | 100.00 |

* Nota: Esta tabla se preparó luego de la depuración de las listas electorales (febrero 2017).

La participación de los electores se evidencia mediante su firma en la lista de colegio el día del evento electoral. Se mantienen activos todos los electores que llevan menos de dos elecciones generales consecutivas sin votar; los demás son desactivados.

Cuando la lista de un colegio se extravía, sucede una de dos cosas:

1. Los electores cuyos nombres estaban preimpresos en la lista quedarán activados.
2. Por el contrario, un elector cuyo nombre fue añadido manualmente a la lista no quedará activo.

Estos casos son continuamente investigados y remediados por la Junta Especial de Secretaría (JES).

Los casos de electores que reclaman error en la depuración de las listas de votación y posteriormente son reactivados, son identificados con un código de actividad distinto para distinguirlos y poder realizar cuadros estadísticos.

PARTICIPACIÓN DE ELECTORES INGRESADOS POR DETERMINACIÓN DEL TRIBUNAL

Por determinación del Tribunal Federal en el caso de Colón-Marrero v. García Vélez, citado para las elecciones generales del 8 de noviembre de 2016 tuvieron derecho a votar un total de 712,091 electores que habían quedado desactivados como resultado de las depuraciones de listas llevadas a cabo tras las elecciones generales de 2008 y de 2012, y que no se habían reactivado para participar en las elecciones de 2016. Como resultado de esta decisión – que fuera sostenida por la Corte del Primer Circuito de Apelaciones en Boston - la cantidad total de electores hábiles se elevó a 2,867,557, cifra sin precedentes en la historia de Puerto Rico, que incluso superó el total de 2,715,435 habitantes de Puerto Rico con edad para votar en 2016, según los estimados de población del Negociado del Censo de los EE.UU.

Sin embargo, el proceso de depuración de listas electorales que llevó a cabo la Comisión Estatal de Elecciones tras las elecciones generales de 2016 reveló una abstención masiva entre los electores que ingresaron por determinación del tribunal, según se detalla a continuación:

| Categoría | Total Hábiles | Votaron | | No Votaron | |
|----------------------------------------|------------------|------------------|--------------|------------------|--------------|
| | | Cantidad | % | Cantidad | % |
| Electores Regulares | 2,155,466 | 1,508,767 | 70.00 | 646,699 | 30.00 |
| Ingreso por Determinación del Tribunal | 712,091 | 88,075 | 12.37 | 624,016 | 87.57 |
| Gran Total | 2,867,557 | 1,596,842 | 55.69 | 1,270,715 | 44.31 |

La escasa participación de los electores ingresados por determinación del tribunal prácticamente duplicó la cantidad de electores que no votaron, lo cual a su vez redujo la tasa de participación electoral en 2016 de 70% a 55.69%.

Por otra parte, el fallo del Tribunal Federal también modificó el proceso de depuración de listas. Previo a 2016, luego de una depuración de listas todos los electores inscritos que no hubiesen participado en la elección general precedente eran desactivados. A partir de las elecciones generales de 2016, solamente quedarán desactivados los electores inscritos que hayan dejado de participar en dos elecciones generales consecutivas. Como tal, tras la depuración de listas electorales llevada a cabo en febrero de 2017, quedaron desactivados 624,016 electores de los 712,091 que ingresaron por determinación del tribunal, pero que no participaron en las elecciones generales de 2016, toda vez que éstos ya habían dejado de votar en por lo menos dos elecciones generales. En cambio, permanecieron activos 2,243,541 electores: 1,596,842 que participaron en las elecciones generales de 2016, y 646,699 electores que no participaron en el referido evento pero que habían votado (o reclamado haber votado) en las elecciones generales de 2012; o que habían gestionado una nueva inscripción, reactivación o inclusión durante el cuatrienio 2013-16.

A stylized, light-colored map of Mexico is centered in the background. The map is composed of thick, rounded lines that define the country's outline and major internal regions. The background is a light yellow color with a subtle gradient.

ESTADÍSTICAS ADICIONALES

ELECCIONES GENERALES / MARTES, 8 DE NOVIEMBRE DE 2016

DISTRITOS REPRESENTATIVOS DECIDIDOS POR MENOS DE 500 VOTOS

| DISTRITO | PRECINTOS EN EL DISTRITO | Votos para los Candidatos | | |
|----------|------------------------------------------|---------------------------|--------|------------|
| | | PPD | PNP | Diferencia |
| 31 | Caguas 082, Gurabo 084 | 16,478 | 16,400 | 78 |
| 19 | Mayagüez 042, San Germán 043 | 14,623 | 14,759 | 136 |
| 11 | Dorado 015, Vega Alta 016, Vega Baja 018 | 18,764 | 18,402 | 362 |

DISTRIBUCIÓN DE MUNICIPIOS POR PARTIDO Y DIFERENCIA EN VOTOS

| DIFERENCIA EN VOTOS | CANTIDAD DE MUNICIPIOS | | |
|---------------------|------------------------|-----------|-----------|
| | PPD | PNP | TOTAL |
| 1 - 200 | 3 | 3 | 6 |
| 201 - 400 | 1 | 1 | 2 |
| 401 - 600 | 1 | 2 | 3 |
| 601 - 800 | 2 | 1 | 3 |
| 801 - 1,000 | 4 | 0 | 4 |
| 1,001 - 2,000 | 15 | 4 | 19 |
| 2,001 - 5,000 | 9 | 9 | 18 |
| MÁS DE 5,000 | 10 | 13 | 23 |
| TOTALES | 45 | 33 | 78 |

ALCALDÍAS DECIDIDAS POR MENOS DE 500 VOTOS

| MUNICIPIO | Votos para los Candidatos | | |
|--------------|---------------------------|--------|------------|
| | PPD | PNP | Diferencia |
| LAS MARIAS | 2,979 | 3,106 | 127 |
| MARICAO | 1,675 | 1,818 | 143 |
| MAUNABO | 3,199 | 3,048 | 151 |
| VEGA ALTA | 7,607 | 7,450 | 157 |
| CULEBRA | 714 | 522 | 192 |
| CIALES | 5,372 | 5,566 | 194 |
| VILLALBA | 7,702 | 7,367 | 335 |
| AGUADA | 9,929 | 10,326 | 397 |
| SANTA ISABEL | 4,734 | 5,174 | 440 |
| FLORIDA | 2,942 | 3,418 | 476 |

MUNICIPIOS CUYO CONTROL CAMBIÓ DE PARTIDO

| MUNICIPIO | 2012 | 2016 |
|--------------|------|------|
| AGUADA | PPD | PNP |
| AGUAS BUENAS | PPD | PNP |
| CATAÑO | PPD | PNP |
| CIALES | PPD | PNP |
| LAS MARIAS | PPD | PNP |
| LOÍZA | PNP | PPD |
| MOROVIS | PNP | PPD |
| VEGA ALTA | PNP | PPD |

| Resumen: | |
|-------------------------------------------|---|
| • Municipios que cambiaron del PPD al PNP | 5 |
| • Municipios que cambiaron del PNP al PPD | 3 |

DISTRIBUCIÓN DE LAS ALCALDÍAS Y LA POBLACIÓN DEL MUNICIPIO

| POBLACIÓN GENERAL | MUNICIPIO | PARTIDO GANADOR |
|------------------------------|---------------|-----------------|
| Menos de 10,000 | | |
| 1,818 | CULEBRA | PPD |
| 6,276 | MARICAO | PNP |
| 9,301 | VIEQUES | PPD |
| 9,881 | LAS MARIAS | PNP |
| Entre 10,001 y 20,000 | | |
| 12,225 | MAUNABO | PPD |
| 12,680 | FLORIDA | PNP |
| 13,631 | CEIBA | PNP |
| 15,200 | RINCÓN | PPD |
| 16,642 | JAYUYA | PPD |
| 17,250 | HORMIGUEROS | PPD |
| 18,782 | CIALES | PNP |
| 19,277 | PATILLAS | PPD |
| 19,427 | GUÁNICA | PNP |
| 19,483 | ADJUNTAS | PNP |
| 19,575 | ARROYO | PPD |
| Entre 20,001 y 30,000 | | |
| 20,068 | LUQUILLO | PPD |
| 20,778 | COMERÍO | PPD |
| 21,581 | GUAYANILLA | PPD |
| 23,274 | SANTA ISABEL | PNP |
| 23,423 | OROCOVIS | PNP |
| 24,282 | PEÑUELAS | PPD |
| 24,816 | BARCELONETA | PPD |
| 25,265 | SABANA GRANDE | PPD |
| 25,753 | LAJAS | PPD |
| 25,900 | AIBONITO | PNP |
| 25,919 | QUEBRADILLAS | PPD |
| 26,073 | VILLALBA | PPD |
| 26,720 | NAGUABO | PNP |

| POBLACIÓN GENERAL | MUNICIPIO | PARTIDO GANADOR |
|------------------------------|---------------|-----------------|
| 28,140 | CATAÑO | PNP |
| 28,659 | AGUAS BUENAS | PNP |
| 29,261 | AÑASCO | PPD |
| Entre 30,001 y 40,000 | | |
| 30,060 | LOÍZA | PPD |
| 30,318 | BARRANQUITAS | PNP |
| 30,402 | NARANJITO | PNP |
| 30,753 | LARES | PNP |
| 31,078 | SALINAS | PPD |
| 32,610 | MOROVIS | PPD |
| 33,149 | UTUADO | PPD |
| 35,159 | CAMUY | PNP |
| 35,527 | SAN GERMÁN | PPD |
| 36,993 | FAJARDO | PNP |
| 37,142 | COROZAL | PPD |
| 37,941 | YABUCOA | PPD |
| 38,165 | DORADO | PPD |
| 38,675 | LAS PIEDRAS | PNP |
| 39,951 | VEGA ALTA | PPD |
| Entre 40,001 y 50,000 | | |
| 40,109 | MOCA | PNP |
| 40,290 | JUNCOS | PPD |
| 40,512 | COAMO | PPD |
| 41,058 | SAN LORENZO | PPD |
| 41,953 | HATILLO | PPD |
| 41,959 | AGUADA | PNP |
| 42,043 | YAUCO | PNP |
| 42,430 | SAN SEBASTIÁN | PNP |
| 43,480 | CIDRA | PNP |
| 44,113 | MANATÍ | PNP |
| 45,362 | GUAYAMA | PPD |

| POBLACIÓN GENERAL | MUNICIPIO | PARTIDO GANADOR |
|--------------------------------|---------------|-----------------|
| 45,369 | GURABO | PNP |
| 45,631 | ISABELA | PPD |
| 47,648 | CANÓVANAS | PNP |
| 48,119 | CAYEY | PPD |
| Entre 50,001 y 60,000 | | |
| 50,747 | JUANA DÍAZ | PPD |
| 50,917 | CABO ROJO | PPD |
| 54,304 | RÍO GRANDE | PPD |
| 58,466 | HUMACAO | PPD |
| 59,662 | VEGA BAJA | PPD |
| Entre 60,001 y 80,000 | | |
| 60,949 | AGUADILLA | PNP |
| 74,066 | TOA ALTA | PPD |
| 74,842 | TRUJILLO ALTO | PPD |
| Entre 80,001 y 100,000 | | |
| 89,080 | MAYAGÜEZ | PPD |
| 89,609 | TOA BAJA | PNP |
| 96,440 | ARECIBO | PNP |
| 97,924 | GUAYNABO | PNP |
| Entre 100,001 y 200,000 | | |
| 142,893 | CAGUAS | PPD |
| 166,327 | PONCE | PNP |
| 176,762 | CAROLINA | PPD |
| Más de 200,000 | | |
| 208,116 | BAYAMÓN | PNP |
| 395,326 | SAN JUAN | PPD |

| | |
|---------------------------------------|-----------|
| Municipios ganados por el PPD: | 45 |
| Municipios ganados por el PNP: | 33 |

A large, light-colored, stylized map of Mexico is centered in the background. The map is composed of thick, greyish-yellow lines that define the country's outline and major internal regions. The background is a solid, light yellow color.

RESULTADOS HISTÓRICOS

ELECCIONES GENERALES / MARTES, 8 DE NOVIEMBRE DE 2016

VOTOS PARA EL CANDIDATO A GOBERNADOR POR PARTIDO POLÍTICO Y POR CANDIDATURAS INDEPENDIENTES

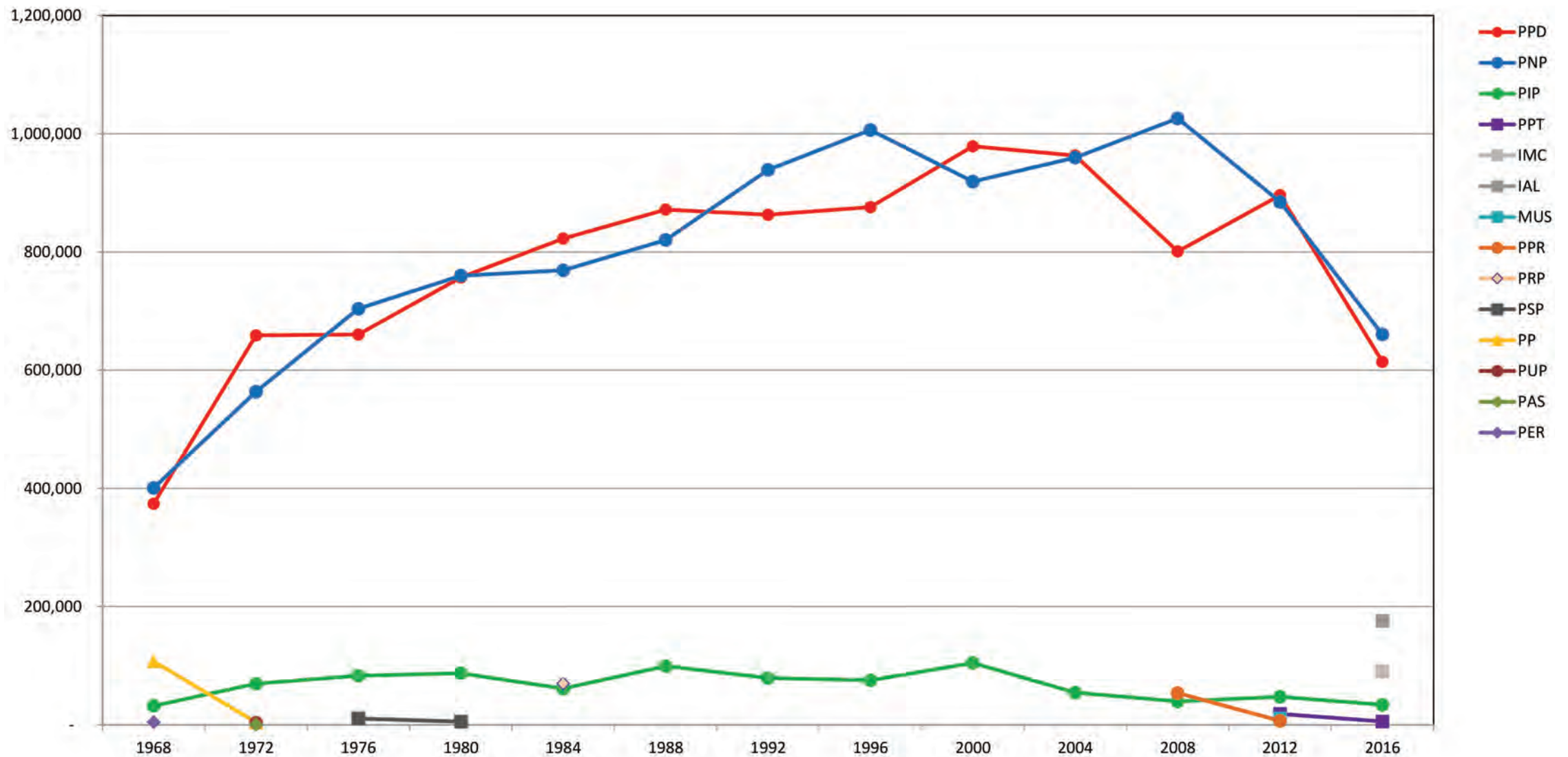
ELECCIONES GENERALES DESDE EL 1968 HASTA EL 2016

| Año | Total de Votos | Partido Popular Democrático (PPD) | | Partido Nuevo Progresista (PNP) | | Partido Independentista Puertorriqueño (PIP) | | Partido del Pueblo Trabajador (PPT) | | Manuel Cidre (INDPTE) | | Alexandra Lúgaro (INDPTE) | | Movimiento Unión Soberanista (MUS) | |
|------|----------------|-----------------------------------|-------|---------------------------------|-------|----------------------------------------------|------|-------------------------------------|------|-----------------------|------|---------------------------|-------|------------------------------------|------|
| | | Votos | % | Votos | % | Votos | % | Votos | % | Votos | % | Votos | % | Votos | % |
| 2016 | 1,580,184 | 614,190 | 38.87 | 660,510 | 41.80 | 33,729 | 2.13 | 5,430 | 0.34 | 90,494 | 5.73 | 175,831 | 11.13 | - | - |
| 2012 | 1,863,669 | 896,060 | 48.08 | 884,775 | 47.47 | 47,331 | 2.54 | 18,312 | 0.98 | - | - | - | - | 10,523 | 0.56 |
| 2008 | 1,920,278 | 801,053 | 41.72 | 1,025,945 | 53.43 | 39,590 | 2.06 | - | - | - | - | - | - | - | - |
| 2004 | 1,977,461 | 963,303 | 48.71 | 959,737 | 48.53 | 54,421 | 2.75 | - | - | - | - | - | - | - | - |
| 2000 | 2,002,759 | 978,860 | 48.88 | 919,194 | 45.90 | 104,705 | 5.23 | - | - | - | - | - | - | - | - |
| 1996 | 1,957,488 | 875,852 | 44.74 | 1,006,331 | 51.41 | 75,305 | 3.85 | - | - | - | - | - | - | - | - |
| 1992 | 1,881,177 | 862,989 | 45.87 | 938,969 | 49.91 | 79,219 | 4.21 | - | - | - | - | - | - | - | - |
| 1988 | 1,791,406 | 871,858 | 48.67 | 820,342 | 45.79 | 99,206 | 5.54 | - | - | - | - | - | - | - | - |
| 1984 | 1,722,787 | 822,709 | 47.75 | 768,959 | 44.63 | 61,312 | 3.56 | - | - | - | - | - | - | - | - |
| 1980 | 1,609,321 | 756,899 | 47.03 | 759,926 | 47.22 | 87,272 | 5.42 | - | - | - | - | - | - | - | - |
| 1976 | 1,458,034 | 660,301 | 45.29 | 703,968 | 48.28 | 83,037 | 5.70 | - | - | - | - | - | - | - | - |
| 1972 | 1,299,884 | 658,856 | 50.69 | 563,609 | 43.36 | 69,654 | 5.36 | - | - | - | - | - | - | - | - |
| 1968 | 918,829 | 374,040 | 40.71 | 400,815 | 43.62 | 32,166 | 3.50 | - | - | - | - | - | - | - | - |

| Año | Total de Votos | Partido Puertorriqueños por Puerto Rico (PPR) | | Partido Renovación Puertorriqueña (PRP) | | Partido Socialista Puertorriqueño (PSP) | | Partido del Pueblo (PP) | | Partido Unión Puertorriqueña (PUP) | | Partido Auténtico Soberanista (PAS) | | Partido Estadista Republicano (PER) | |
|------|----------------|-----------------------------------------------|------|-----------------------------------------|------|-----------------------------------------|------|-------------------------|-------|------------------------------------|------|-------------------------------------|------|-------------------------------------|------|
| | | Votos | % | Votos | % | Votos | % | Votos | % | Votos | % | Votos | % | Votos | % |
| 2016 | 1,580,184 | - | - | - | - | - | - | - | - | - | - | - | - | - | - |
| 2012 | 1,863,669 | 6,668 | 0.36 | - | - | - | - | - | - | - | - | - | - | - | - |
| 2008 | 1,920,278 | 53,690 | 2.80 | - | - | - | - | - | - | - | - | - | - | - | - |
| 2004 | 1,977,461 | - | - | - | - | - | - | - | - | - | - | - | - | - | - |
| 2000 | 2,002,759 | - | - | - | - | - | - | - | - | - | - | - | - | - | - |
| 1996 | 1,957,488 | - | - | - | - | - | - | - | - | - | - | - | - | - | - |
| 1992 | 1,881,177 | - | - | - | - | - | - | - | - | - | - | - | - | - | - |
| 1988 | 1,791,406 | - | - | - | - | - | - | - | - | - | - | - | - | - | - |
| 1984 | 1,722,787 | - | - | 69,807 | 4.05 | - | - | - | - | - | - | - | - | - | - |
| 1980 | 1,609,321 | - | - | - | - | 5,224 | 0.32 | - | - | - | - | - | - | - | - |
| 1976 | 1,458,034 | - | - | - | - | 10,728 | 0.74 | - | - | - | - | - | - | - | - |
| 1972 | 1,299,884 | - | - | - | - | - | - | 4,007 | 0.31 | 3,291 | 0.25 | 467 | 0.04 | - | - |
| 1968 | 918,829 | - | - | - | - | - | - | 107,359 | 11.68 | - | - | - | - | 4,449 | 0.48 |

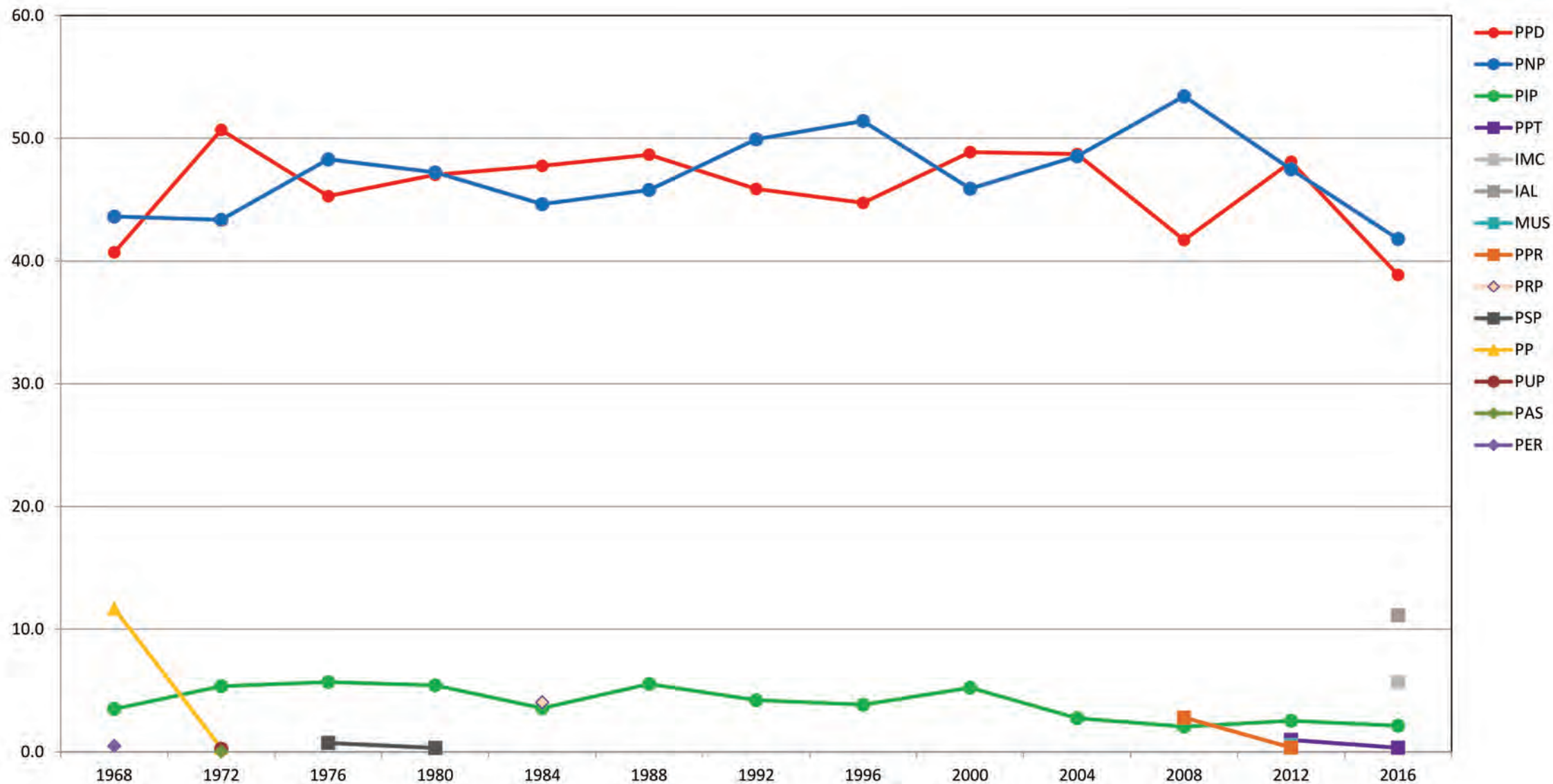
TOTALES DEL VOTO PARA EL CARGO A GOBERNADOR POR PARTIDO POLITICO Y POR CANDIDATURAS INDEPENDIENTES

ELECCIONES GENERALES DESDE EL 1968 HASTA EL 2016




PORCIENTO DEL VOTO PARA EL CARGO A GOBERNADOR POR PARTIDO POLITICO Y POR CANDIDATURAS INDEPENDIENTES


ELECCIONES GENERALES DESDE EL 1968 HASTA EL 2016



CANTIDAD DE LEGISLADORES POR PARTIDO ELECTOS EN LA **CÁMARA DE REPRESENTANTES** ELECCIONES GENERALES MARTES, 8 DE NOVIEMBRE DE 2016



CANTIDAD DE LEGISLADORES POR PARTIDO ELECTOS EN EL **SENADO** ELECCIONES GENERALES MARTES, 8 DE NOVIEMBRE DE 2016



RESUMEN DE LAS ESTADÍSTICAS DE VOTOS EMITIDOS, VOTO ÍNTEGROS, VOTOS MIXTOS, CANDIDATURAS, PAPELETAS EN BLANCO Y PAPELETAS NULAS CORRESPONDIENTES A LAS CANDIDATURAS ESTATALES EN LAS ELECCIONES GENERALES DE 1972 AL 2016

RESUMEN DE LAS ESTADÍSTICAS DE VOTOS EMITIDOS, VOTOS ÍNTEGROS, VOTOS MIXTOS,
CANDIDATURAS, PAPELETAS EN BLANCO Y PAPELETAS NULAS CORRESPONDIENTES
A LAS CANDIDATURAS ESTATALES EN LAS ELECCIONES GENERALES DE 1972 AL 2016

| AÑO | VOTOS EMITIDOS | VOTOS ÍNTEGROS | % | VOTOS MIXTOS | % | VOTOS CANDIDATURA | % | PAPELETAS EN BLANCO | % | PAPELETAS NULAS | % |
|------|----------------|----------------|--------|--------------|--------|-------------------|--------|---------------------|-------|-----------------|-------|
| 1972 | 1,308,950 | 1,190,719 | 90.97% | * | * | * | * | * | * | * | * |
| 1976 | 1,464,600 | 1,385,865 | 94.62% | * | * | * | * | * | * | * | * |
| 1980 | 1,619,790 | 1,435,416 | 88.62% | 154,164 | 9.52% | 22,085 | 1.36% | 2,664 | 0.16% | 5,461 | 0.34% |
| 1984 | 1,741,638 | 1,498,365 | 86.03% | 189,360 | 10.87% | 41,383 | 2.38% | 5,707 | 0.33% | 6,823 | 0.39% |
| 1988 | 1,812,357 | 1,599,476 | 88.25% | 156,190 | 8.62% | 42,217 | 2.33% | 7,575 | 0.42% | 6,899 | 0.38% |
| 1992 | 1,901,905 | 1,544,209 | 81.19% | 275,008 | 14.46% | 70,489 | 3.71% | 7,526 | 0.40% | 4,673 | 0.25% |
| 1996 | 1,971,578 | 1,877,542 | 95.23% | 33,404 | 1.69% | 51,223 | 2.60% | 4,887 | 0.25% | 4,522 | 0.23% |
| 2000 | 2,014,918 | 1,919,808 | 95.28% | 29,602 | 1.47% | 56,841 | 2.82% | 4,103 | 0.20% | 4,564 | 0.23% |
| 2004 | 1,993,572 | 1,879,982 | 94.30% | 28,004 | 1.40% | 76,826 | 3.85% | 4,960 | 0.25% | 3,800 | 0.19% |
| 2008 | 1,941,704 | 1,842,366 | 94.88% | 26,261 | 1.35% | 64,907 | 3.34% | 3,282 | 0.17% | 4,888 | 0.25% |
| 2012 | 1,879,605 | 1,796,999 | 95.61% | 23,878 | 1.27% | 46,717 | 2.49% | 4,523 | 0.24% | 7,488 | 0.40% |
| 2016 | 1,590,389 | 1,136,949 | 71.49% | 34,309 | 2.16% | 414,536 | 26.07% | 3,883 | 0.24% | 712 | 0.04% |

NOTAS:

- * Los informes estadísticos oficiales para los años 1972 y 1976 no contienen información sobre los votos mixtos, votos por candidatura, papeletas en blanco y papeletas nulas.
- * Hasta el 1980, los candidatos a todos los cargos se presentaban en una sola papeleta bajo la insignia de su partido político correspondiente.
- * A partir del 1984, se separó en una segunda papeleta (municipal) los candidatos a alcaldes y legisladores municipales de cada municipio. En la otra papeleta se mantuvieron los candidatos a gobernador, comisionado residente y legisladores estatales (representantes por distrito, senadores de distrito, representantes y senadores por acumulación).
- * A partir del 1996, se separó en una tercera papeleta (legislativa) los candidatos a legisladores estatales. Los candidatos a gobernador y comisionado residente se quedaron solos en la papeleta estatal.

TENDENCIA GENERAL DE LOS VOTOS PARA GOBERNADOR POR DISTRITOS SENATORIALES

CORRESPONDIENTES A LAS ELECCIONES GENERALES DE 1976 AL 2016

| AÑO | VOTOS PARA GOBERNADOR | PPD | | PNP | | PIP | | PPT | | IMC | | IAL | |
|----------------------------------------------|-----------------------|---------|--------|---------|--------|--------|-------|-------|-------|--------|-------|--------|--------|
| | | VOTOS | % | VOTOS | % | VOTOS | % | VOTOS | % | VOTOS | % | VOTOS | % |
| DISTRITO SENATORIAL NUM. 1 - SAN JUAN | | | | | | | | | | | | | |
| 1976 | 151,877 | 58,300 | 38.39% | 81,358 | 53.57% | 10,486 | 6.90% | - | - | - | - | - | - |
| 1980 | 147,526 | 58,382 | 39.57% | 78,256 | 53.05% | 10,126 | 6.86% | - | - | - | - | - | - |
| 1984 | 198,038 | 83,593 | 42.21% | 93,192 | 47.06% | 8,993 | 4.54% | - | - | - | - | - | - |
| 1988 | 189,968 | 85,084 | 44.79% | 91,804 | 48.33% | 13,080 | 6.89% | - | - | - | - | - | - |
| 1992 | 209,632 | 92,418 | 44.09% | 105,810 | 50.47% | 11,340 | 5.41% | - | - | - | - | - | - |
| 1996 | 209,237 | 91,113 | 43.55% | 107,102 | 51.19% | 11,022 | 5.27% | - | - | - | - | - | - |
| 2000 | 210,437 | 101,497 | 48.23% | 95,009 | 45.15% | 13,931 | 6.62% | - | - | - | - | - | - |
| 2004 | 218,056 | 107,099 | 49.12% | 103,873 | 47.64% | 7,084 | 3.25% | - | - | - | - | - | - |
| 2008 | 205,583 | 86,965 | 42.30% | 106,337 | 51.72% | 5,374 | 2.61% | - | - | - | - | - | - |
| 2012 | 210,961 | 101,340 | 48.04% | 95,824 | 45.42% | 6,753 | 3.20% | 4,231 | 2.01% | - | - | - | - |
| 2016 | 181,325 | 67,157 | 37.04% | 70,962 | 39.14% | 6,062 | 3.34% | 1,413 | 0.78% | 12,648 | 6.98% | 23,083 | 12.73% |
| DISTRITO SENATORIAL NUM. 2 - BAYAMÓN | | | | | | | | | | | | | |
| 1976 | 197,417 | 86,156 | 43.64% | 97,282 | 49.28% | 12,684 | 6.42% | - | - | - | - | - | - |
| 1980 | 220,820 | 100,335 | 45.44% | 106,069 | 48.03% | 13,824 | 6.26% | - | - | - | - | - | - |
| 1984 | 220,022 | 97,770 | 44.44% | 103,781 | 47.17% | 8,948 | 4.07% | - | - | - | - | - | - |
| 1988 | 233,182 | 104,700 | 44.90% | 114,098 | 48.93% | 14,384 | 6.17% | - | - | - | - | - | - |
| 1992 | 222,198 | 93,920 | 42.27% | 117,394 | 52.83% | 10,832 | 4.87% | - | - | - | - | - | - |
| 1996 | 225,180 | 92,826 | 41.22% | 122,159 | 54.25% | 10,195 | 4.53% | - | - | - | - | - | - |
| 2000 | 226,874 | 104,146 | 45.90% | 109,144 | 48.11% | 13,584 | 5.99% | - | - | - | - | - | - |
| 2004 | 233,893 | 109,295 | 46.73% | 117,610 | 50.28% | 6,988 | 2.99% | - | - | - | - | - | - |
| 2008 | 228,177 | 90,280 | 39.57% | 126,142 | 55.28% | 4,810 | 2.11% | - | - | - | - | - | - |
| 2012 | 218,741 | 97,771 | 44.70% | 109,764 | 50.18% | 6,084 | 2.78% | 2,838 | 1.30% | - | - | - | - |
| 2016 | 185,134 | 64,382 | 34.78% | 78,302 | 42.29% | 4,044 | 2.18% | 777 | 0.42% | 13,192 | 7.13% | 24,437 | 13.20% |

continuación; TENDENCIA GENERAL DE LOS VOTOS PARA GOBERNADOR POR DISTRITOS SENATORIALES
CORRESPONDIENTES A LAS ELECCIONES GENERALES DE 1976 AL 2016

| AÑO | VOTOS PARA GOBERNADOR | PPD | | PNP | | PIP | | PPT | | IMC | | IAL | |
|----------------------------------------------|--------------------------|---------|--------|---------|--------|--------|-------|-------|-------|--------|-------|--------|--------|
| | | VOTOS | % | VOTOS | % | VOTOS | % | VOTOS | % | VOTOS | % | VOTOS | % |
| DISTRITO SENATORIAL NUM. 3 - ARECIBO | | | | | | | | | | | | | |
| 1976 | 192,051 | 91,898 | 47.85% | 91,032 | 47.40% | 7,755 | 4.04% | - | - | - | - | - | - |
| 1980 | 218,225 | 106,426 | 48.77% | 102,951 | 47.18% | 8,190 | 3.75% | - | - | - | - | - | - |
| 1984 | 232,376 | 115,171 | 49.56% | 104,727 | 45.07% | 6,565 | 2.83% | - | - | - | - | - | - |
| 1988 | 245,029 | 121,451 | 49.57% | 113,619 | 46.37% | 9,959 | 4.06% | - | - | - | - | - | - |
| 1992 | 245,401 | 112,788 | 45.96% | 124,263 | 50.64% | 8,299 | 3.38% | - | - | - | - | - | - |
| 1996 | 261,242 | 117,292 | 44.90% | 135,560 | 51.89% | 8,390 | 3.21% | - | - | - | - | - | - |
| 2000 | 268,932 | 131,529 | 48.91% | 125,436 | 46.64% | 11,967 | 4.45% | - | - | - | - | - | - |
| 2004 | 258,461 | 123,830 | 47.91% | 128,896 | 49.87% | 5,735 | 2.22% | - | - | - | - | - | - |
| 2008 | 254,647 | 105,493 | 41.43% | 139,187 | 54.66% | 4,287 | 1.68% | - | - | - | - | - | - |
| 2012 | 248,827 | 115,773 | 46.53% | 124,260 | 49.94% | 5,274 | 2.12% | 1,665 | 0.67% | - | - | - | - |
| 2016 | 210,237 | 78,786 | 37.47% | 94,986 | 45.18% | 3,357 | 1.60% | 424 | 0.20% | 13,597 | 6.47% | 19,087 | 9.08% |
| DISTRITO SENATORIAL NUM. 4 - MAYAGÜEZ | | | | | | | | | | | | | |
| 1976 | 182,613 | 88,437 | 48.43% | 83,028 | 45.47% | 10,187 | 5.58% | - | - | - | - | - | - |
| 1980 | 206,883 | 105,189 | 50.84% | 91,075 | 44.02% | 9,954 | 4.81% | - | - | - | - | - | - |
| 1984 | 219,393 | 111,701 | 50.91% | 92,753 | 42.28% | 7,131 | 3.25% | - | - | - | - | - | - |
| 1988 | 226,567 | 115,378 | 50.92% | 98,024 | 43.26% | 13,165 | 5.81% | - | - | - | - | - | - |
| 1992 | 248,587 | 117,409 | 47.23% | 120,519 | 48.48% | 10,442 | 4.20% | - | - | - | - | - | - |
| 1996 | 263,170 | 120,868 | 45.93% | 132,743 | 50.44% | 9,559 | 3.63% | - | - | - | - | - | - |
| 2000 | 270,813 | 135,771 | 50.13% | 121,565 | 44.89% | 13,477 | 4.98% | - | - | - | - | - | - |
| 2004 | 266,363 | 131,403 | 49.33% | 127,713 | 47.95% | 7,247 | 2.72% | - | - | - | - | - | - |
| 2008 | 253,812 | 104,659 | 41.23% | 137,091 | 54.01% | 5,768 | 2.27% | - | - | - | - | - | - |
| 2012 | 247,128 | 123,186 | 49.85% | 113,974 | 46.12% | 6,067 | 2.46% | 1,696 | 0.69% | - | - | - | - |
| 2016 | 208,984 | 81,934 | 39.21% | 87,905 | 42.06% | 4,202 | 2.01% | 497 | 0.24% | 10,064 | 4.82% | 24,382 | 11.67% |

continuación; TENDENCIA GENERAL DE LOS VOTOS PARA GOBERNADOR POR DISTRITOS SENATORIALES
CORRESPONDIENTES A LAS ELECCIONES GENERALES DE 1976 AL 2016

| AÑO | VOTOS PARA GOBERNADOR | PPD | | PNP | | PIP | | PPT | | IMC | | IAL | |
|---------------------------------------------|-----------------------|---------|--------|---------|--------|--------|-------|-------|-------|-------|-------|--------|--------|
| | | VOTOS | % | VOTOS | % | VOTOS | % | VOTOS | % | VOTOS | % | VOTOS | % |
| DISTRITO SENATORIAL NUM. 5 - PONCE | | | | | | | | | | | | | |
| 1976 | 172,088 | 77,582 | 45.08% | 83,352 | 48.44% | 9,893 | 5.75% | - | - | - | - | - | - |
| 1980 | 185,410 | 87,370 | 47.12% | 86,526 | 46.67% | 10,850 | 5.85% | - | - | - | - | - | - |
| 1984 | 203,505 | 98,170 | 48.24% | 88,016 | 43.25% | 7,482 | 3.68% | - | - | - | - | - | - |
| 1988 | 209,650 | 105,564 | 50.35% | 92,556 | 44.15% | 11,530 | 5.50% | - | - | - | - | - | - |
| 1992 | 236,023 | 112,962 | 47.86% | 113,351 | 48.03% | 9,610 | 4.07% | - | - | - | - | - | - |
| 1996 | 246,771 | 116,632 | 47.26% | 121,173 | 49.10% | 8,966 | 3.63% | - | - | - | - | - | - |
| 2000 | 248,313 | 125,567 | 50.57% | 110,195 | 44.38% | 12,551 | 5.05% | - | - | - | - | - | - |
| 2004 | 244,883 | 124,290 | 50.75% | 113,836 | 46.49% | 6,757 | 2.76% | - | - | - | - | - | - |
| 2008 | 236,893 | 99,368 | 41.95% | 126,808 | 53.53% | 5,053 | 2.13% | - | - | - | - | - | - |
| 2012 | 243,838 | 117,632 | 48.24% | 117,025 | 47.99% | 6,078 | 2.49% | 1,470 | 0.60% | - | - | - | - |
| 2016 | 203,747 | 81,060 | 39.78% | 87,291 | 42.84% | 4,547 | 2.23% | 549 | 0.27% | 9,688 | 4.75% | 20,612 | 10.12% |
| DISTRITO SENATORIAL NUM. 6 - GUAYAMA | | | | | | | | | | | | | |
| 1976 | 167,355 | 82,785 | 49.47% | 74,979 | 44.80% | 8,701 | 5.20% | - | - | - | - | - | - |
| 1980 | 193,775 | 97,805 | 50.47% | 86,468 | 44.62% | 9,025 | 4.66% | - | - | - | - | - | - |
| 1984 | 215,165 | 110,531 | 51.37% | 92,132 | 42.82% | 6,341 | 2.95% | - | - | - | - | - | - |
| 1988 | 225,071 | 117,037 | 52.00% | 97,889 | 43.49% | 10,145 | 4.51% | - | - | - | - | - | - |
| 1992 | 252,525 | 122,742 | 48.61% | 120,931 | 47.89% | 8,765 | 3.47% | - | - | - | - | - | - |
| 1996 | 265,404 | 123,661 | 46.59% | 133,613 | 50.34% | 8,130 | 3.06% | - | - | - | - | - | - |
| 2000 | 277,842 | 138,319 | 49.78% | 127,426 | 45.86% | 12,097 | 4.35% | - | - | - | - | - | - |
| 2004 | 273,666 | 134,139 | 49.02% | 132,643 | 48.47% | 6,884 | 2.52% | - | - | - | - | - | - |
| 2008 | 270,284 | 115,994 | 42.92% | 143,297 | 53.02% | 5,109 | 1.89% | - | - | - | - | - | - |
| 2012 | 253,255 | 124,384 | 49.11% | 120,126 | 47.43% | 5,624 | 2.22% | 1,636 | 0.65% | - | - | - | - |
| 2016 | 215,545 | 92,485 | 42.91% | 89,752 | 41.64% | 3,807 | 1.77% | 389 | 0.18% | 8,499 | 3.94% | 20,613 | 9.56% |

continuación; TENDENCIA GENERAL DE LOS VOTOS PARA GOBERNADOR POR DISTRITOS SENATORIALES CORRESPONDIENTES A LAS ELECCIONES GENERALES DE 1976 AL 2016

| AÑO | VOTOS PARA GOBERNADOR | PPD | | PNP | | PIP | | PPT | | IMC | | IAL | |
|----------------------------------------------|-----------------------|---------|--------|---------|--------|--------|-------|-------|-------|--------|-------|--------|--------|
| | | VOTOS | % | VOTOS | % | VOTOS | % | VOTOS | % | VOTOS | % | VOTOS | % |
| DISTRITO SENATORIAL NUM. 7 - HUMACAO | | | | | | | | | | | | | |
| 1976 | 193,725 | 92,012 | 47.50% | 91,926 | 47.45% | 8,483 | 4.38% | - | - | - | - | - | - |
| 1980 | 220,855 | 108,021 | 48.91% | 102,487 | 46.40% | 9,754 | 4.42% | - | - | - | - | - | - |
| 1984 | 229,562 | 112,874 | 49.17% | 101,742 | 44.32% | 7,525 | 3.28% | - | - | - | - | - | - |
| 1988 | 241,559 | 118,497 | 49.06% | 110,322 | 45.67% | 12,740 | 5.27% | - | - | - | - | - | - |
| 1992 | 248,304 | 114,305 | 46.03% | 123,921 | 49.91% | 10,023 | 4.04% | - | - | - | - | - | - |
| 1996 | 260,158 | 117,003 | 44.97% | 133,487 | 51.31% | 9,668 | 3.72% | - | - | - | - | - | - |
| 2000 | 268,482 | 130,855 | 48.74% | 123,874 | 46.14% | 13,753 | 5.12% | - | - | - | - | - | - |
| 2004 | 257,099 | 126,373 | 49.15% | 123,471 | 48.02% | 7,255 | 2.82% | - | - | - | - | - | - |
| 2008 | 252,781 | 108,377 | 42.87% | 131,112 | 51.87% | 4,954 | 1.96% | - | - | - | - | - | - |
| 2012 | 232,131 | 114,165 | 49.18% | 107,301 | 46.22% | 6,063 | 2.61% | 2,285 | 0.98% | - | - | - | - |
| 2016 | 197,104 | 80,462 | 40.82% | 78,661 | 39.91% | 3,874 | 1.97% | 641 | 0.33% | 11,204 | 5.68% | 22,262 | 11.29% |
| DISTRITO SENATORIAL NUM. 8 - CAROLINA | | | | | | | | | | | | | |
| 1976 | 200,908 | 83,231 | 41.43% | 101,011 | 50.28% | 14,848 | 7.39% | - | - | - | - | - | - |
| 1980 | 215,817 | 93,361 | 43.26% | 106,094 | 49.16% | 15,549 | 7.20% | - | - | - | - | - | - |
| 1984 | 204,726 | 92,899 | 45.38% | 92,616 | 45.24% | 8,327 | 4.07% | - | - | - | - | - | - |
| 1988 | 220,380 | 104,147 | 47.26% | 102,030 | 46.30% | 14,203 | 6.44% | - | - | - | - | - | - |
| 1992 | 219,202 | 96,445 | 44.00% | 112,780 | 51.45% | 9,908 | 4.52% | - | - | - | - | - | - |
| 1996 | 226,326 | 96,457 | 42.62% | 120,494 | 53.24% | 9,375 | 4.14% | - | - | - | - | - | - |
| 2000 | 231,066 | 111,176 | 48.11% | 106,545 | 46.11% | 13,345 | 5.78% | - | - | - | - | - | - |
| 2004 | 225,040 | 106,874 | 47.49% | 111,695 | 49.63% | 6,471 | 2.88% | - | - | - | - | - | - |
| 2008 | 218,142 | 89,935 | 41.23% | 115,991 | 53.17% | 4,235 | 1.94% | - | - | - | - | - | - |
| 2012 | 208,788 | 101,809 | 48.76% | 96,501 | 46.22% | 5,388 | 2.58% | 2,491 | 1.19% | - | - | - | - |
| 2016 | 178,108 | 67,924 | 38.14% | 72,651 | 40.79% | 3,836 | 2.15% | 740 | 0.42% | 11,602 | 6.51% | 21,355 | 11.99% |

- NOTAS: 1 En las elecciones generales de 1976 y 1980 participó el Partido Socialista Puertorriqueño. Su candidato a gobernador obtuvo 10,728 votos en 1976 y 5,224 en 1980.
- 2 En las elecciones generales de 1984 participó el Partido Renovación Puertorriqueña. Su candidato a gobernador obtuvo un total de 69,807 votos.
- 3 En las elecciones generales de 2008 y 2012 participó el Partido Puertorriqueños por Puerto Rico. Su candidato a gobernador obtuvo 53,693 votos en 2008 y 6,668 en 2012.
- 4 En las elecciones generales de 2012 participó el Movimiento Unión Soberanista. Su candidato a gobernador obtuvo un total de 10,523 votos.

DISTRIBUCIÓN COMPARATIVA DE LOS VOTOS PARA CANDIDATOS A GOBERNADOR POR PARTIDO Y MUNICIPIO ELECCIONES GENERALES DE 2004 AL 2016

| MUNICIPIO | 2004 | | | | 2008 | | | | | 2012 | | | | | | | 2016 | | | | | | |
|--------------|--------|--------|-------|---------|--------|--------|-------|-------|---------|--------|--------|-------|-----|-----|-------|---------|--------|--------|-------|-----|-------|--------|--------|
| | PPD | PNP | PIP | TOTAL | PPD | PNP | PIP | PPR | TOTAL | PPD | PNP | PIP | PPR | MUS | PPT | TOTAL | PPD | PNP | PIP | PPT | IMC | IAL | TOTAL |
| ADJUNTAS | 5,656 | 6,208 | 198 | 12,062 | 4,682 | 7,027 | 141 | 140 | 11,990 | 5,540 | 6,231 | 168 | 23 | 31 | 43 | 12,036 | 3,907 | 5,451 | 147 | 15 | 400 | 532 | 10,452 |
| AGUADA | 11,073 | 12,637 | 559 | 24,269 | 8,582 | 13,514 | 411 | 655 | 23,162 | 11,064 | 11,751 | 525 | 104 | 150 | 162 | 23,756 | 7,459 | 9,194 | 333 | 44 | 1,100 | 2,794 | 20,924 |
| AGUADILLA | 13,775 | 16,253 | 680 | 30,708 | 10,215 | 17,373 | 514 | 700 | 28,802 | 12,833 | 13,513 | 561 | 104 | 148 | 204 | 27,363 | 7,871 | 11,121 | 462 | 65 | 1,192 | 2,625 | 23,336 |
| AGUAS BUENAS | 7,556 | 7,985 | 600 | 16,141 | 6,662 | 8,192 | 473 | 429 | 15,756 | 7,023 | 7,639 | 540 | 47 | 85 | 125 | 15,459 | 4,403 | 5,902 | 423 | 42 | 722 | 1,457 | 12,949 |
| AIBONITO | 8,989 | 6,402 | 513 | 15,904 | 7,697 | 7,488 | 411 | 428 | 16,024 | 8,248 | 6,986 | 520 | 40 | 82 | 142 | 16,018 | 5,677 | 4,579 | 282 | 20 | 692 | 1,568 | 12,818 |
| AÑASCO | 8,057 | 8,513 | 290 | 16,860 | 7,066 | 9,300 | 234 | 348 | 16,948 | 8,183 | 8,035 | 273 | 46 | 62 | 98 | 16,697 | 5,690 | 6,246 | 168 | 19 | 537 | 1,667 | 14,327 |
| ARECIBO | 24,750 | 28,035 | 1,196 | 53,981 | 19,340 | 29,567 | 921 | 1,078 | 50,906 | 21,500 | 26,319 | 1,020 | 126 | 216 | 289 | 49,470 | 12,537 | 19,712 | 654 | 72 | 3,289 | 3,175 | 39,439 |
| ARROYO | 5,084 | 5,579 | 362 | 11,025 | 4,144 | 5,733 | 262 | 198 | 10,337 | 4,877 | 4,974 | 289 | 20 | 19 | 49 | 10,228 | 4,247 | 3,879 | 204 | 7 | 214 | 562 | 9,113 |
| BARCELONETA | 6,647 | 5,949 | 281 | 12,877 | 5,959 | 6,707 | 192 | 365 | 13,223 | 6,903 | 6,156 | 328 | 62 | 53 | 83 | 13,585 | 4,870 | 4,907 | 187 | 15 | 800 | 1,241 | 12,020 |
| BARRANQUITAS | 7,779 | 9,073 | 370 | 17,222 | 7,044 | 9,619 | 293 | 210 | 17,166 | 7,748 | 8,887 | 324 | 29 | 38 | 86 | 17,112 | 5,739 | 6,894 | 245 | 18 | 438 | 1,235 | 14,569 |
| BAYAMÓN | 51,794 | 56,260 | 3,225 | 111,279 | 42,613 | 58,173 | 2,190 | 3,079 | 106,055 | 45,207 | 50,163 | 2,693 | 350 | 625 | 1,298 | 100,336 | 29,086 | 35,845 | 1,840 | 340 | 5,438 | 10,817 | 83,366 |
| CABO ROJO | 12,387 | 10,929 | 1,149 | 24,465 | 9,812 | 12,544 | 886 | 799 | 24,041 | 12,495 | 10,793 | 986 | 103 | 163 | 231 | 24,771 | 8,226 | 7,612 | 626 | 63 | 1,151 | 3,422 | 21,100 |
| CAGUAS | 38,212 | 32,895 | 2,562 | 73,669 | 31,761 | 34,255 | 1,774 | 2,832 | 70,622 | 35,628 | 29,457 | 2,450 | 296 | 566 | 1,014 | 69,411 | 23,585 | 20,289 | 1,539 | 276 | 4,138 | 8,712 | 58,539 |
| CAMUY | 9,263 | 10,733 | 351 | 20,347 | 7,735 | 11,743 | 302 | 305 | 20,085 | 8,796 | 10,456 | 353 | 50 | 80 | 126 | 19,861 | 5,816 | 8,645 | 245 | 26 | 949 | 1,243 | 16,924 |
| CANÓVANAS | 10,097 | 10,651 | 526 | 21,274 | 8,517 | 11,516 | 334 | 669 | 21,036 | 9,541 | 9,587 | 495 | 92 | 102 | 173 | 19,990 | 6,551 | 8,025 | 321 | 53 | 1,160 | 1,873 | 17,983 |
| CAROLINA | 43,660 | 41,964 | 2,461 | 88,085 | 37,509 | 43,438 | 1,619 | 3,042 | 85,608 | 41,411 | 35,509 | 2,147 | 420 | 614 | 1,123 | 81,224 | 27,179 | 25,973 | 1,469 | 340 | 4,615 | 9,202 | 68,778 |
| CATAÑO | 7,780 | 8,617 | 487 | 16,884 | 6,415 | 9,069 | 268 | 483 | 16,235 | 7,144 | 8,185 | 359 | 72 | 100 | 158 | 16,018 | 4,212 | 5,927 | 226 | 38 | 690 | 1,781 | 12,874 |
| CAYEY | 14,037 | 11,137 | 977 | 26,151 | 11,976 | 11,676 | 629 | 982 | 25,263 | 13,309 | 9,471 | 747 | 112 | 148 | 284 | 24,071 | 9,736 | 6,347 | 503 | 62 | 1,148 | 2,737 | 20,533 |
| CEIBA | 3,177 | 3,623 | 170 | 6,970 | 2,381 | 3,942 | 96 | 527 | 6,946 | 2,870 | 3,603 | 127 | 124 | 38 | 67 | 6,829 | 1,941 | 2,551 | 97 | 18 | 321 | 553 | 5,481 |
| CIALES | 5,754 | 6,400 | 188 | 12,342 | 4,973 | 6,749 | 149 | 201 | 12,072 | 5,690 | 6,124 | 165 | 15 | 26 | 88 | 12,108 | 4,464 | 5,301 | 113 | 23 | 389 | 798 | 11,088 |
| CIDRA | 10,020 | 11,799 | 984 | 22,803 | 8,261 | 12,837 | 680 | 696 | 22,474 | 9,606 | 11,580 | 884 | 68 | 129 | 276 | 22,543 | 6,972 | 7,965 | 495 | 54 | 1,195 | 2,703 | 19,384 |
| COAMO | 10,751 | 9,904 | 352 | 21,007 | 9,218 | 10,580 | 289 | 446 | 20,533 | 11,577 | 8,779 | 255 | 32 | 39 | 86 | 20,768 | 7,905 | 6,964 | 221 | 25 | 575 | 1,458 | 17,148 |
| COMERÍO | 5,994 | 6,125 | 316 | 12,435 | 5,647 | 6,267 | 242 | 173 | 12,329 | 6,013 | 5,727 | 244 | 24 | 31 | 102 | 12,141 | 4,632 | 4,372 | 194 | 29 | 279 | 715 | 10,221 |
| COROZAL | 10,073 | 11,384 | 384 | 21,841 | 8,831 | 11,969 | 283 | 351 | 21,434 | 10,011 | 10,625 | 318 | 43 | 49 | 92 | 21,138 | 7,693 | 8,166 | 211 | 22 | 742 | 1,609 | 18,443 |

continuación; DISTRIBUCIÓN COMPARATIVA DE LOS VOTOS PARA CANDIDATOS A GOBERNADOR POR PARTIDO Y MUNICIPIO
ELECCIONES GENERALES DE 2004 AL 2016

| MUNICIPIO | 2004 | | | | 2008 | | | | | 2012 | | | | | | | 2016 | | | | | | |
|-------------|--------|--------|-------|--------|--------|--------|-------|-------|--------|--------|--------|-------|-----|-----|-----|--------|--------|--------|-----|-----|-------|-------|--------|
| | PPD | PNP | PIP | TOTAL | PPD | PNP | PIP | PPR | TOTAL | PPD | PNP | PIP | PPR | MUS | PPT | TOTAL | PPD | PNP | PIP | PPT | IMC | IAL | TOTAL |
| CULEBRA | 600 | 578 | 55 | 1,233 | 529 | 685 | 33 | 38 | 1,285 | 772 | 624 | 33 | 15 | 5 | 13 | 1,462 | 478 | 465 | 34 | 8 | 71 | 177 | 1,233 |
| DORADO | 10,615 | 7,985 | 585 | 19,185 | 9,472 | 9,321 | 437 | 683 | 19,913 | 10,099 | 8,599 | 564 | 72 | 132 | 192 | 19,658 | 7,322 | 6,443 | 363 | 42 | 1,296 | 2,247 | 17,713 |
| FAJARDO | 7,349 | 9,603 | 452 | 17,404 | 5,686 | 9,624 | 289 | 695 | 16,294 | 6,665 | 7,848 | 354 | 124 | 79 | 105 | 15,175 | 4,096 | 5,938 | 223 | 36 | 814 | 1,477 | 12,584 |
| FLORIDA | 3,298 | 3,971 | 200 | 7,469 | 2,713 | 4,351 | 158 | 137 | 7,359 | 3,091 | 4,007 | 191 | 28 | 30 | 24 | 7,371 | 2,264 | 3,237 | 120 | 14 | 382 | 446 | 6,463 |
| GUÁNICA | 5,945 | 5,099 | 312 | 11,356 | 4,973 | 5,546 | 199 | 267 | 10,985 | 5,415 | 5,683 | 250 | 32 | 35 | 62 | 11,477 | 3,847 | 4,251 | 157 | 10 | 281 | 899 | 9,445 |
| GUAYAMA | 10,641 | 10,770 | 714 | 22,125 | 8,935 | 11,611 | 524 | 555 | 21,625 | 10,396 | 10,127 | 568 | 60 | 87 | 117 | 21,355 | 8,017 | 7,367 | 384 | 36 | 769 | 1,655 | 18,228 |
| GUAYANILLA | 7,179 | 5,738 | 466 | 13,383 | 5,816 | 6,237 | 400 | 277 | 12,730 | 6,367 | 5,319 | 445 | 38 | 25 | 67 | 12,261 | 4,608 | 4,224 | 308 | 15 | 406 | 1,085 | 10,646 |
| GUAYNABO | 23,075 | 25,892 | 1,550 | 50,517 | 18,467 | 28,796 | 1,102 | 1,536 | 49,901 | 19,866 | 25,075 | 1,432 | 160 | 388 | 774 | 47,695 | 13,328 | 18,066 | 954 | 240 | 4,041 | 5,506 | 42,135 |
| GURABO | 9,394 | 9,518 | 500 | 19,412 | 8,605 | 11,441 | 425 | 700 | 21,171 | 9,652 | 10,332 | 673 | 69 | 145 | 280 | 21,151 | 6,532 | 7,780 | 383 | 81 | 1,252 | 2,332 | 18,360 |
| HATILLO | 10,661 | 11,283 | 370 | 22,314 | 9,442 | 12,303 | 324 | 388 | 22,457 | 10,586 | 10,678 | 422 | 52 | 114 | 105 | 21,957 | 7,093 | 8,089 | 267 | 40 | 1,325 | 1,435 | 18,249 |
| HORMIGUEROS | 5,696 | 4,569 | 318 | 10,583 | 4,786 | 4,924 | 270 | 262 | 10,242 | 5,318 | 4,076 | 264 | 31 | 69 | 76 | 9,834 | 3,748 | 2,824 | 201 | 18 | 417 | 1,194 | 8,402 |
| HUMACAO | 16,425 | 13,346 | 825 | 30,596 | 14,028 | 13,591 | 511 | 1,045 | 29,175 | 14,872 | 11,242 | 618 | 139 | 153 | 223 | 27,247 | 10,467 | 8,737 | 402 | 93 | 1,417 | 2,151 | 23,267 |
| ISABELA | 12,794 | 11,990 | 506 | 25,290 | 10,644 | 12,955 | 374 | 563 | 24,536 | 12,113 | 11,460 | 482 | 94 | 105 | 138 | 24,392 | 8,112 | 8,456 | 353 | 37 | 956 | 2,106 | 20,020 |
| JAYUYA | 5,369 | 4,944 | 201 | 10,514 | 4,517 | 5,275 | 175 | 142 | 10,109 | 4,899 | 4,716 | 166 | 9 | 34 | 40 | 9,864 | 3,883 | 3,916 | 125 | 14 | 201 | 577 | 8,716 |
| JUANA DÍAZ | 12,763 | 12,303 | 509 | 25,575 | 10,636 | 13,469 | 391 | 531 | 25,027 | 11,903 | 11,730 | 498 | 50 | 51 | 114 | 24,346 | 8,165 | 8,702 | 375 | 47 | 942 | 2,236 | 20,467 |
| JUNCOS | 9,342 | 9,286 | 422 | 19,050 | 8,444 | 9,969 | 283 | 568 | 19,264 | 9,088 | 8,581 | 424 | 85 | 81 | 157 | 18,416 | 6,571 | 6,608 | 277 | 44 | 860 | 1,680 | 16,040 |
| LAJAS | 7,234 | 6,708 | 351 | 14,293 | 5,513 | 7,414 | 232 | 364 | 13,523 | 7,041 | 5,985 | 283 | 39 | 74 | 56 | 13,478 | 4,713 | 4,339 | 200 | 28 | 468 | 1,226 | 10,974 |
| LARES | 8,952 | 9,544 | 481 | 18,977 | 7,563 | 10,490 | 386 | 263 | 18,702 | 8,734 | 9,268 | 376 | 35 | 77 | 75 | 18,565 | 6,319 | 7,686 | 276 | 30 | 634 | 914 | 15,859 |
| LAS MARIAS | 3,088 | 3,314 | 106 | 6,508 | 2,420 | 3,848 | 107 | 70 | 6,445 | 3,298 | 3,230 | 88 | 21 | 19 | 12 | 6,668 | 2,620 | 3,000 | 75 | 5 | 157 | 292 | 6,149 |
| LAS PIEDRAS | 8,801 | 10,376 | 396 | 19,573 | 7,573 | 11,321 | 260 | 580 | 19,734 | 8,235 | 9,922 | 384 | 95 | 90 | 160 | 18,886 | 5,878 | 7,630 | 259 | 36 | 980 | 1,802 | 16,585 |
| LOÍZA | 4,947 | 8,773 | 336 | 14,056 | 3,827 | 8,408 | 202 | 424 | 12,861 | 4,843 | 6,879 | 224 | 57 | 46 | 88 | 12,137 | 3,797 | 5,760 | 166 | 36 | 482 | 808 | 11,049 |
| LUQUILLO | 4,640 | 5,316 | 268 | 10,224 | 3,744 | 5,166 | 162 | 390 | 9,462 | 4,534 | 4,639 | 217 | 61 | 60 | 84 | 9,595 | 3,448 | 3,575 | 177 | 19 | 493 | 836 | 8,548 |
| MANATÍ | 10,313 | 13,284 | 608 | 24,205 | 8,356 | 13,936 | 394 | 615 | 23,301 | 9,075 | 12,426 | 486 | 70 | 126 | 197 | 22,380 | 5,818 | 9,606 | 302 | 34 | 1,340 | 1,952 | 19,052 |
| MARICAO | 1,693 | 2,222 | 43 | 3,958 | 1,478 | 2,489 | 26 | 43 | 4,036 | 1,681 | 2,217 | 34 | 8 | 12 | 12 | 3,964 | 1,387 | 1,848 | 42 | 5 | 106 | 137 | 3,525 |

continuación; DISTRIBUCIÓN COMPARATIVA DE LOS VOTOS PARA CANDIDATOS A GOBERNADOR POR PARTIDO Y MUNICIPIO
ELECCIONES GENERALES DE 2004 AL 2016

| MUNICIPIO | 2004 | | | | 2008 | | | | | 2012 | | | | | | | 2016 | | | | | | |
|---------------|--------|--------|-------|---------|--------|--------|-------|-------|---------|--------|--------|-------|-----|-------|-------|---------|--------|--------|-------|-------|--------|--------|---------|
| | PPD | PNP | PIP | TOTAL | PPD | PNP | PIP | PPR | TOTAL | PPD | PNP | PIP | PPR | MUS | PPT | TOTAL | PPD | PNP | PIP | PPT | IMC | IAL | TOTAL |
| MAUNABO | 3,716 | 3,835 | 264 | 7,815 | 3,479 | 4,132 | 210 | 144 | 7,965 | 3,838 | 3,484 | 225 | 17 | 19 | 19 | 7,602 | 2,903 | 2,872 | 156 | 9 | 155 | 327 | 6,422 |
| MAYAGÜEZ | 26,761 | 20,633 | 1,523 | 48,917 | 20,465 | 21,077 | 1,428 | 1,112 | 44,082 | 21,816 | 16,741 | 1,216 | 122 | 273 | 359 | 40,527 | 14,063 | 12,041 | 818 | 116 | 1,665 | 4,131 | 32,834 |
| MOCA | 9,634 | 12,293 | 398 | 22,325 | 7,796 | 13,027 | 296 | 362 | 21,481 | 9,769 | 11,276 | 364 | 47 | 70 | 103 | 21,629 | 6,701 | 9,770 | 251 | 38 | 761 | 1,535 | 19,056 |
| MOROVIS | 8,836 | 8,635 | 224 | 17,695 | 8,359 | 9,571 | 191 | 261 | 18,382 | 9,140 | 9,320 | 249 | 34 | 45 | 89 | 18,877 | 6,883 | 6,869 | 145 | 23 | 569 | 1,248 | 15,737 |
| NAGUABO | 6,095 | 6,979 | 285 | 13,359 | 5,474 | 7,282 | 124 | 602 | 13,482 | 6,237 | 6,341 | 200 | 90 | 49 | 76 | 12,993 | 3,952 | 4,901 | 153 | 18 | 554 | 922 | 10,500 |
| NARANJITO | 10,026 | 8,031 | 351 | 18,408 | 9,096 | 9,056 | 328 | 254 | 18,734 | 9,960 | 8,602 | 349 | 36 | 94 | 100 | 19,141 | 7,375 | 6,542 | 281 | 24 | 515 | 1,480 | 16,217 |
| OROCOVIS | 6,811 | 7,947 | 174 | 14,932 | 5,837 | 8,505 | 127 | 176 | 14,645 | 6,965 | 8,300 | 163 | 20 | 35 | 62 | 15,545 | 5,166 | 6,953 | 129 | 25 | 339 | 808 | 13,420 |
| PATILLAS | 5,356 | 6,351 | 356 | 12,063 | 4,246 | 6,443 | 239 | 265 | 11,193 | 5,186 | 5,808 | 273 | 31 | 43 | 67 | 11,408 | 4,926 | 3,824 | 144 | 14 | 228 | 500 | 9,636 |
| PEÑUELAS | 6,803 | 6,486 | 513 | 13,802 | 5,702 | 7,071 | 429 | 281 | 13,483 | 6,464 | 6,058 | 442 | 30 | 43 | 68 | 13,105 | 4,370 | 4,562 | 464 | 18 | 464 | 1,165 | 11,043 |
| PONCE | 45,320 | 38,070 | 2,689 | 86,079 | 34,694 | 43,963 | 2,055 | 2,645 | 83,357 | 36,247 | 37,318 | 2,340 | 253 | 369 | 693 | 77,220 | 22,909 | 25,366 | 1,741 | 295 | 4,088 | 8,436 | 62,835 |
| QUEBRADILLAS | 7,356 | 7,642 | 334 | 15,332 | 6,553 | 8,288 | 285 | 318 | 15,444 | 7,090 | 7,041 | 363 | 44 | 73 | 83 | 14,694 | 5,083 | 5,805 | 225 | 24 | 668 | 1,159 | 12,964 |
| RINCÓN | 4,772 | 4,208 | 196 | 9,176 | 4,095 | 4,565 | 116 | 273 | 9,049 | 4,743 | 3,681 | 144 | 39 | 60 | 63 | 8,730 | 3,315 | 2,683 | 105 | 15 | 341 | 1,042 | 7,501 |
| RÍO GRANDE | 11,014 | 12,888 | 622 | 24,324 | 9,898 | 12,984 | 440 | 705 | 24,027 | 11,105 | 11,053 | 546 | 104 | 130 | 181 | 23,119 | 7,269 | 8,529 | 384 | 63 | 1,214 | 2,013 | 19,472 |
| SABANA GRANDE | 8,607 | 5,829 | 357 | 14,793 | 7,154 | 6,551 | 217 | 355 | 14,277 | 7,791 | 5,535 | 305 | 41 | 61 | 52 | 13,785 | 6,131 | 4,130 | 223 | 15 | 447 | 1,093 | 12,039 |
| SALINAS | 8,170 | 7,865 | 368 | 16,403 | 6,959 | 8,665 | 236 | 398 | 16,258 | 7,965 | 7,192 | 304 | 40 | 55 | 81 | 15,637 | 5,891 | 5,020 | 206 | 24 | 488 | 1,325 | 12,954 |
| SAN GERMÁN | 10,413 | 9,655 | 614 | 20,682 | 8,297 | 10,110 | 417 | 590 | 19,414 | 9,315 | 8,276 | 503 | 71 | 113 | 102 | 18,380 | 6,217 | 6,194 | 343 | 30 | 806 | 1,899 | 15,489 |
| SAN JUAN | 97,639 | 93,980 | 6,525 | 198,144 | 79,162 | 94,944 | 4,998 | 6,365 | 185,469 | 86,023 | 78,489 | 5,707 | 804 | 1,674 | 3,828 | 176,525 | 57,232 | 57,773 | 5,317 | 1,298 | 10,422 | 19,307 | 151,349 |
| SAN LORENZO | 10,971 | 11,734 | 569 | 23,274 | 9,550 | 12,396 | 336 | 690 | 22,972 | 10,913 | 11,603 | 458 | 111 | 109 | 174 | 23,368 | 7,649 | 7,954 | 285 | 48 | 980 | 2,470 | 19,386 |
| SAN SEBASTIÁN | 12,953 | 12,719 | 908 | 26,580 | 10,481 | 13,854 | 715 | 560 | 25,610 | 12,239 | 11,142 | 661 | 65 | 126 | 148 | 24,381 | 7,912 | 8,764 | 467 | 47 | 981 | 1,675 | 19,846 |
| SANTA ISABEL | 5,977 | 5,903 | 241 | 12,121 | 5,137 | 6,757 | 197 | 262 | 12,353 | 5,641 | 6,256 | 221 | 25 | 37 | 50 | 12,230 | 4,094 | 4,557 | 148 | 17 | 445 | 953 | 10,214 |
| TOA ALTA | 14,608 | 14,879 | 810 | 30,297 | 12,972 | 17,475 | 638 | 970 | 32,055 | 14,857 | 15,328 | 877 | 113 | 207 | 393 | 31,775 | 10,778 | 11,567 | 587 | 91 | 2,083 | 3,775 | 28,881 |
| TOA BAJA | 21,498 | 21,855 | 1,475 | 44,828 | 17,616 | 24,022 | 988 | 1,419 | 44,045 | 18,991 | 20,709 | 1,229 | 188 | 284 | 493 | 41,894 | 12,500 | 14,184 | 759 | 141 | 2,444 | 4,877 | 34,905 |
| TRUJILLO ALTO | 18,590 | 16,281 | 1,246 | 36,117 | 15,521 | 17,510 | 905 | 1,272 | 35,208 | 17,407 | 14,962 | 1,132 | 125 | 349 | 605 | 34,580 | 11,306 | 10,354 | 856 | 154 | 2,224 | 4,096 | 28,990 |
| UTUADO | 9,561 | 10,843 | 403 | 20,807 | 8,133 | 11,338 | 288 | 286 | 20,045 | 9,370 | 9,539 | 298 | 31 | 103 | 84 | 19,425 | 6,431 | 7,571 | 204 | 33 | 635 | 854 | 15,728 |

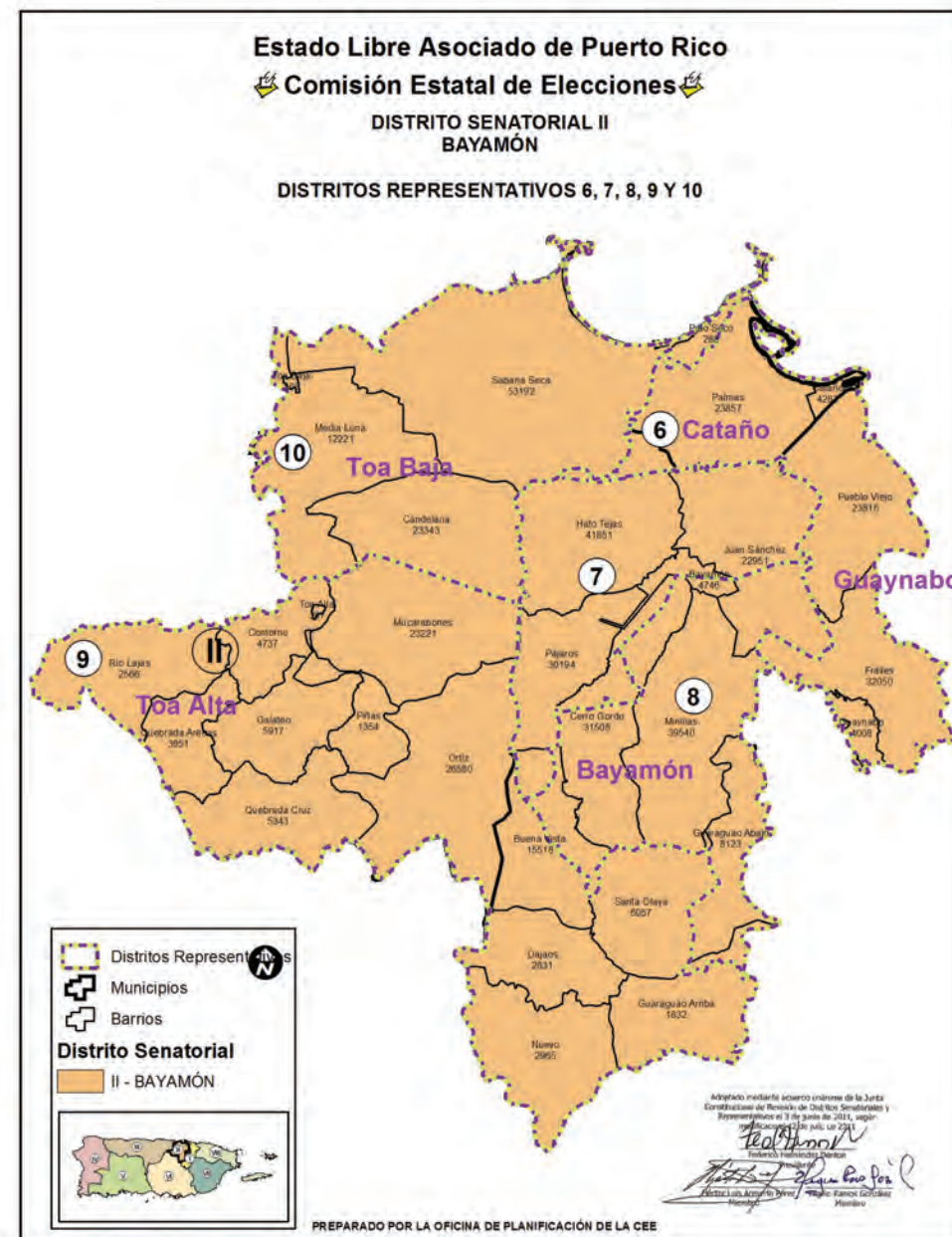
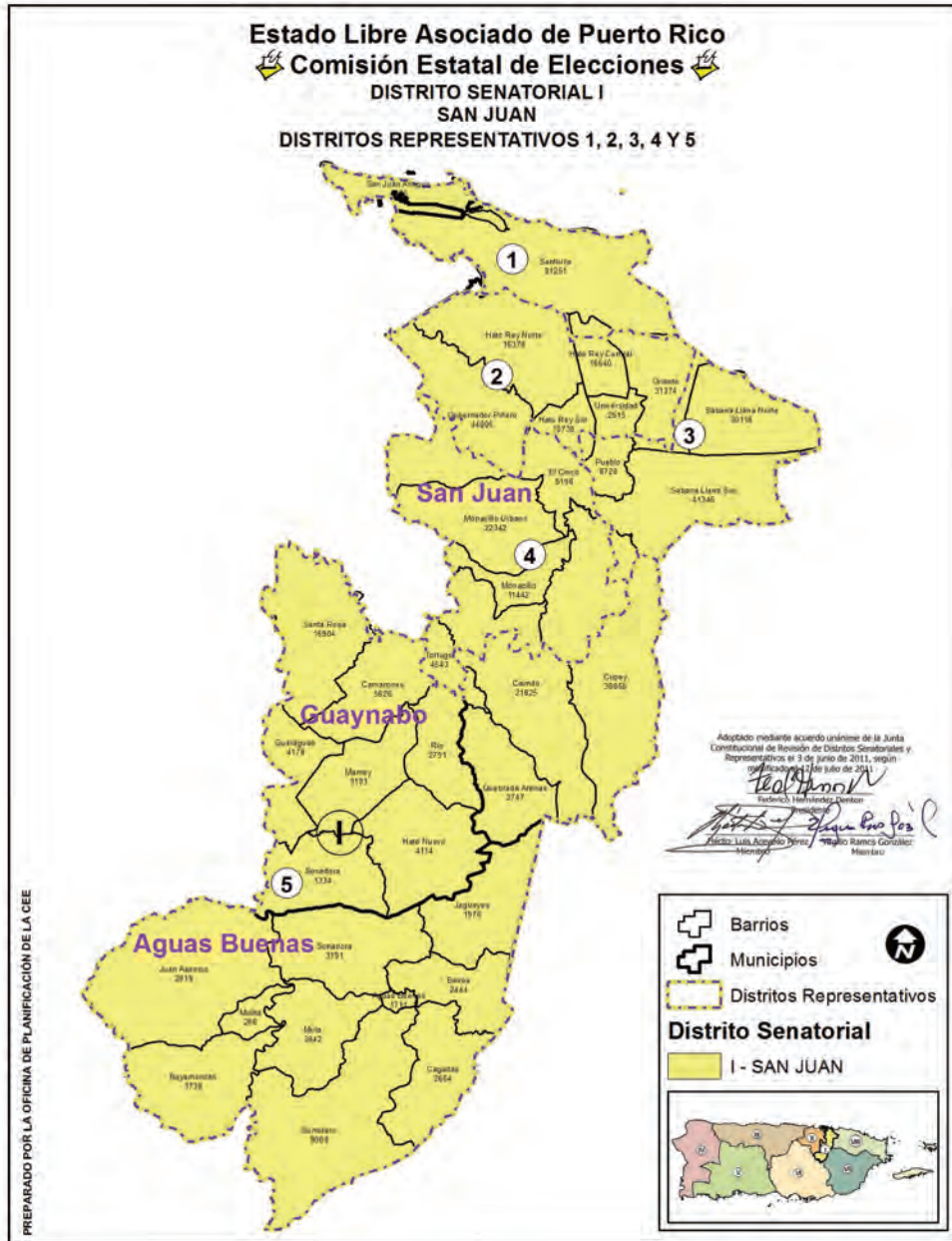
continuación; DISTRIBUCIÓN COMPARATIVA DE LOS VOTOS PARA CANDIDATOS A GOBERNADOR POR PARTIDO Y MUNICIPIO
ELECCIONES GENERALES DE 2004 AL 2016

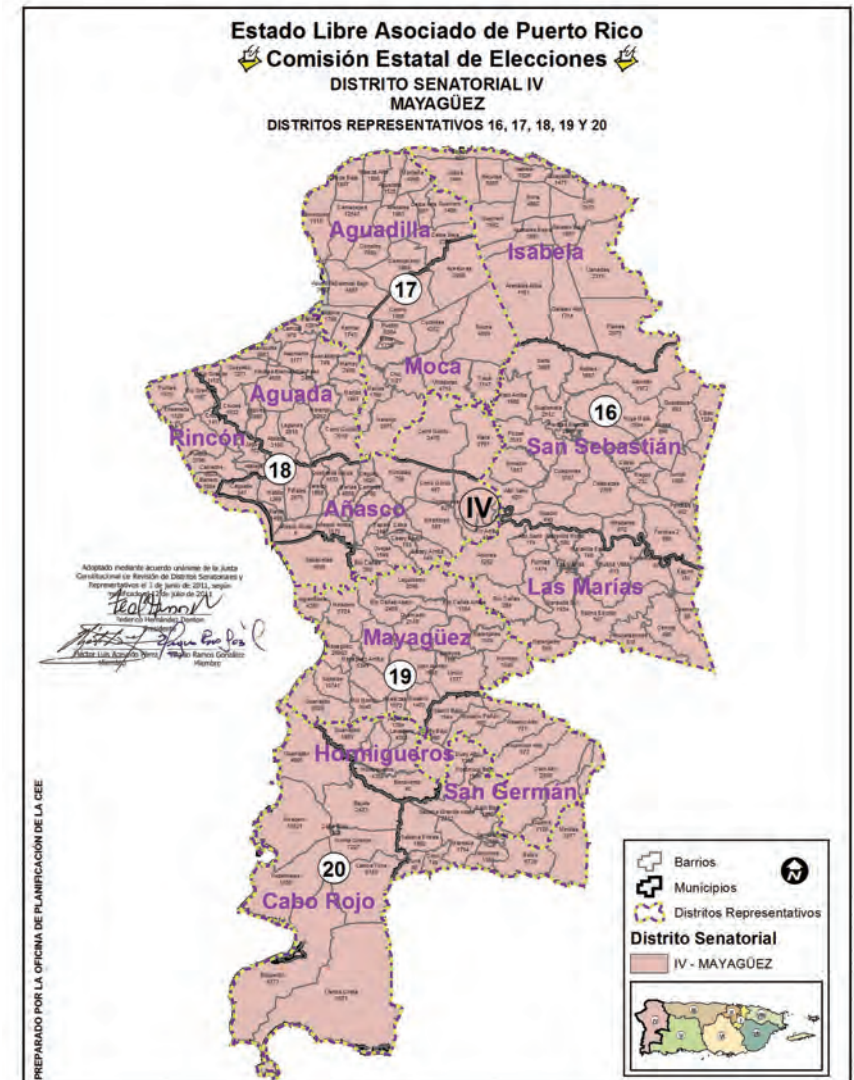
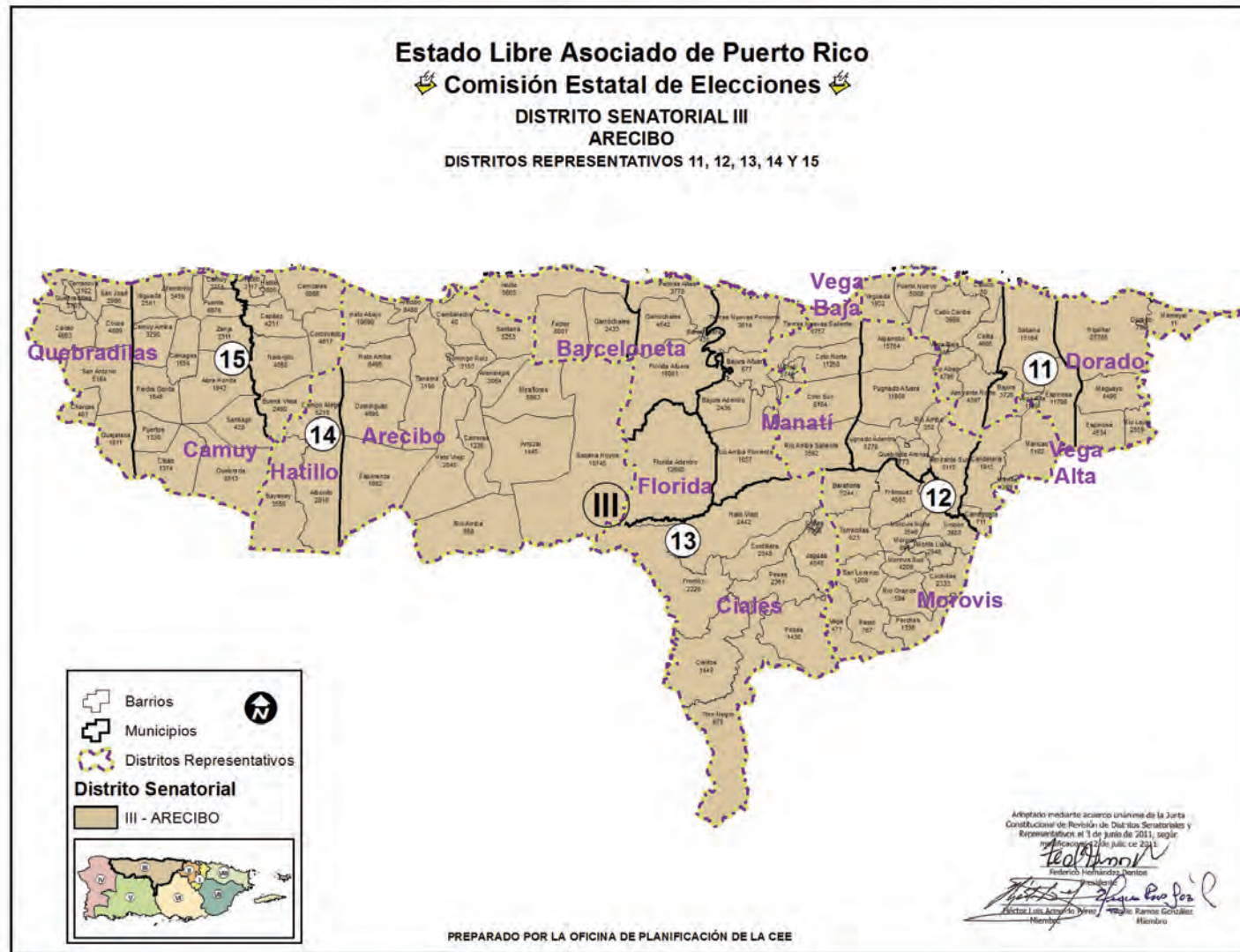
| MUNICIPIO | 2004 | | | | 2008 | | | | | 2012 | | | | | | | 2016 | | | | | | |
|--------------|----------------|----------------|---------------|------------------|----------------|------------------|---------------|---------------|------------------|----------------|----------------|---------------|--------------|---------------|---------------|------------------|----------------|----------------|---------------|--------------|---------------|----------------|------------------|
| | PPD | PNP | PIP | TOTAL | PPD | PNP | PIP | PPR | TOTAL | PPD | PNP | PIP | PPR | MUS | PPT | TOTAL | PPD | PNP | PIP | PPT | IMC | IAL | TOTAL |
| VEGA ALTA | 10,044 | 9,593 | 512 | 20,149 | 8,481 | 9,967 | 348 | 486 | 19,282 | 8,778 | 8,895 | 414 | 68 | 94 | 134 | 18,383 | 6,337 | 6,508 | 284 | 39 | 884 | 1,526 | 15,578 |
| VEGA BAJA | 16,293 | 15,386 | 886 | 32,565 | 14,110 | 16,684 | 586 | 843 | 32,223 | 15,025 | 14,239 | 719 | 105 | 140 | 255 | 30,483 | 10,299 | 9,864 | 452 | 72 | 1,706 | 2,617 | 25,010 |
| VIEQUES | 2,800 | 2,218 | 335 | 5,353 | 2,323 | 2,718 | 155 | 219 | 5,415 | 2,661 | 1,797 | 113 | 21 | 33 | 52 | 4,677 | 1,859 | 1,481 | 109 | 13 | 208 | 320 | 3,990 |
| VILLALBA | 7,024 | 8,421 | 269 | 15,714 | 6,576 | 9,065 | 217 | 224 | 16,082 | 7,844 | 8,746 | 241 | 21 | 33 | 62 | 16,947 | 6,444 | 7,246 | 159 | 10 | 354 | 1,060 | 15,273 |
| YABUCOA | 10,505 | 11,166 | 476 | 22,147 | 8,555 | 12,090 | 319 | 483 | 21,447 | 10,516 | 10,531 | 358 | 60 | 69 | 115 | 21,649 | 7,999 | 8,066 | 276 | 22 | 640 | 1,366 | 18,369 |
| YAUCO | 11,971 | 12,145 | 743 | 24,859 | 9,143 | 13,407 | 505 | 601 | 23,656 | 10,404 | 11,300 | 670 | 66 | 102 | 151 | 22,693 | 7,287 | 8,146 | 430 | 40 | 922 | 2,203 | 19,028 |
| TOTAL | 963,303 | 959,737 | 54,421 | 1,977,461 | 801,071 | 1,025,965 | 39,590 | 53,693 | 1,920,319 | 896,060 | 884,775 | 47,331 | 6,668 | 10,523 | 18,312 | 1,863,669 | 614,190 | 660,510 | 33,729 | 5,430 | 90,494 | 175,831 | 1,580,184 |

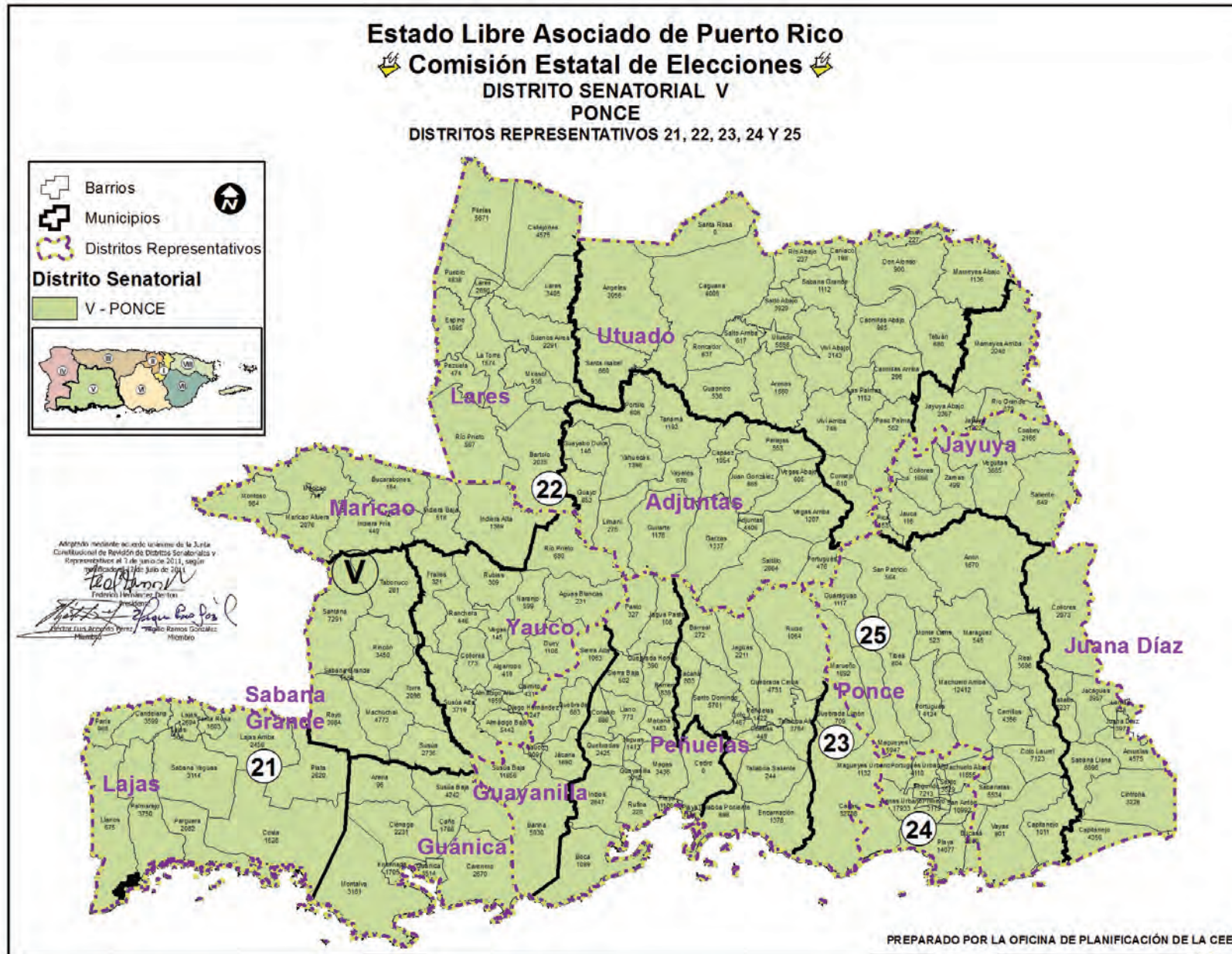


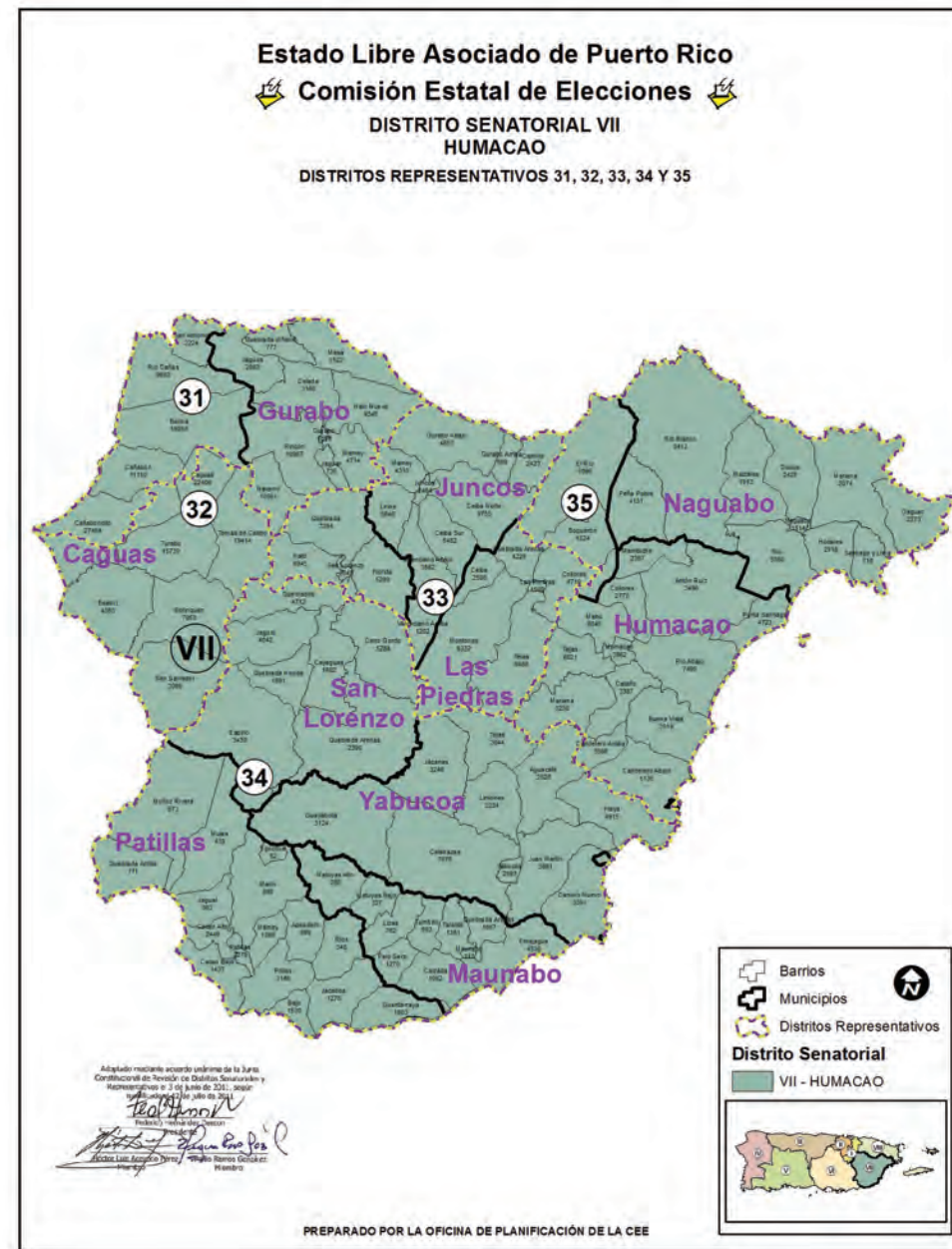
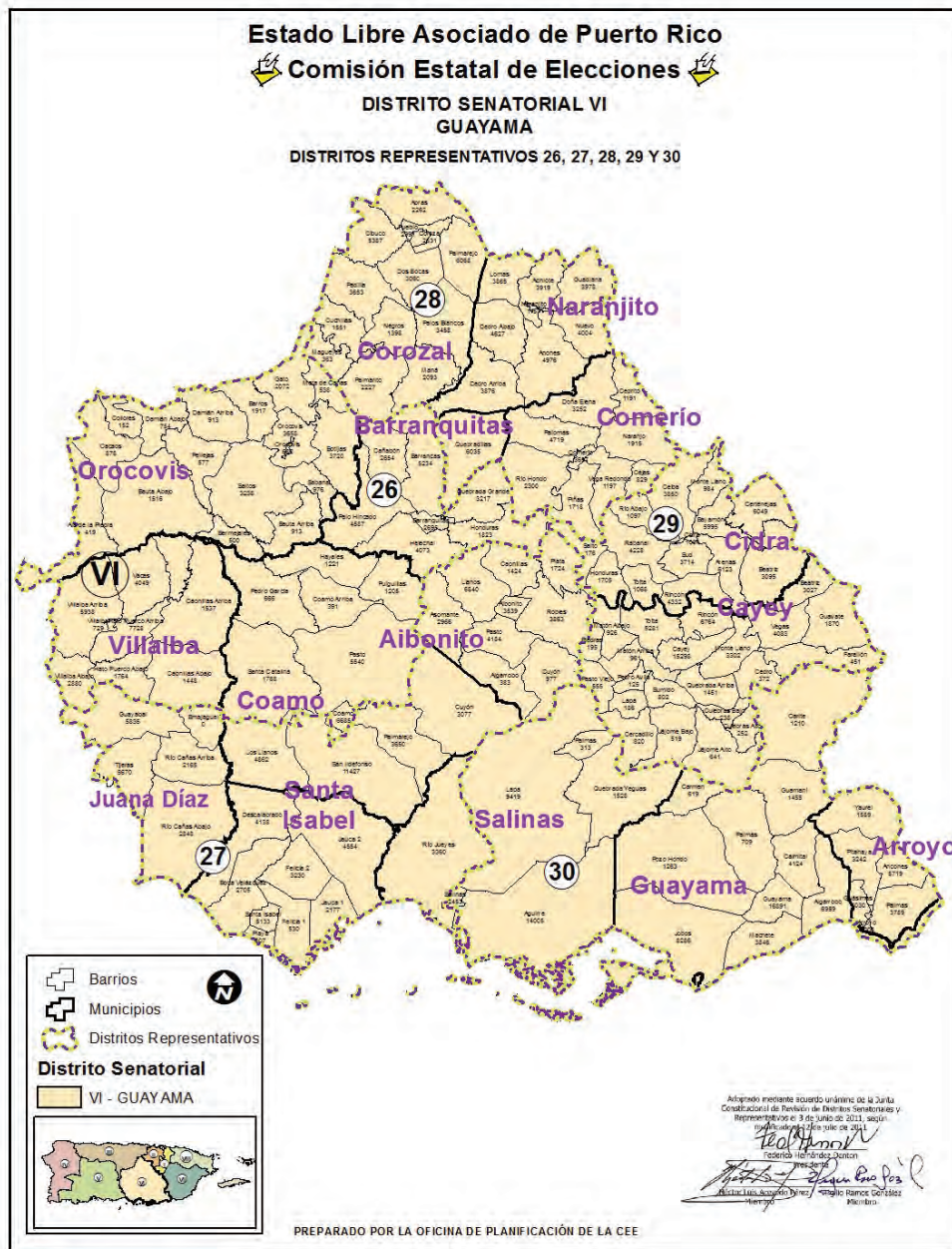
MAPAS DE LOS DISTRITOS SENATORIALES

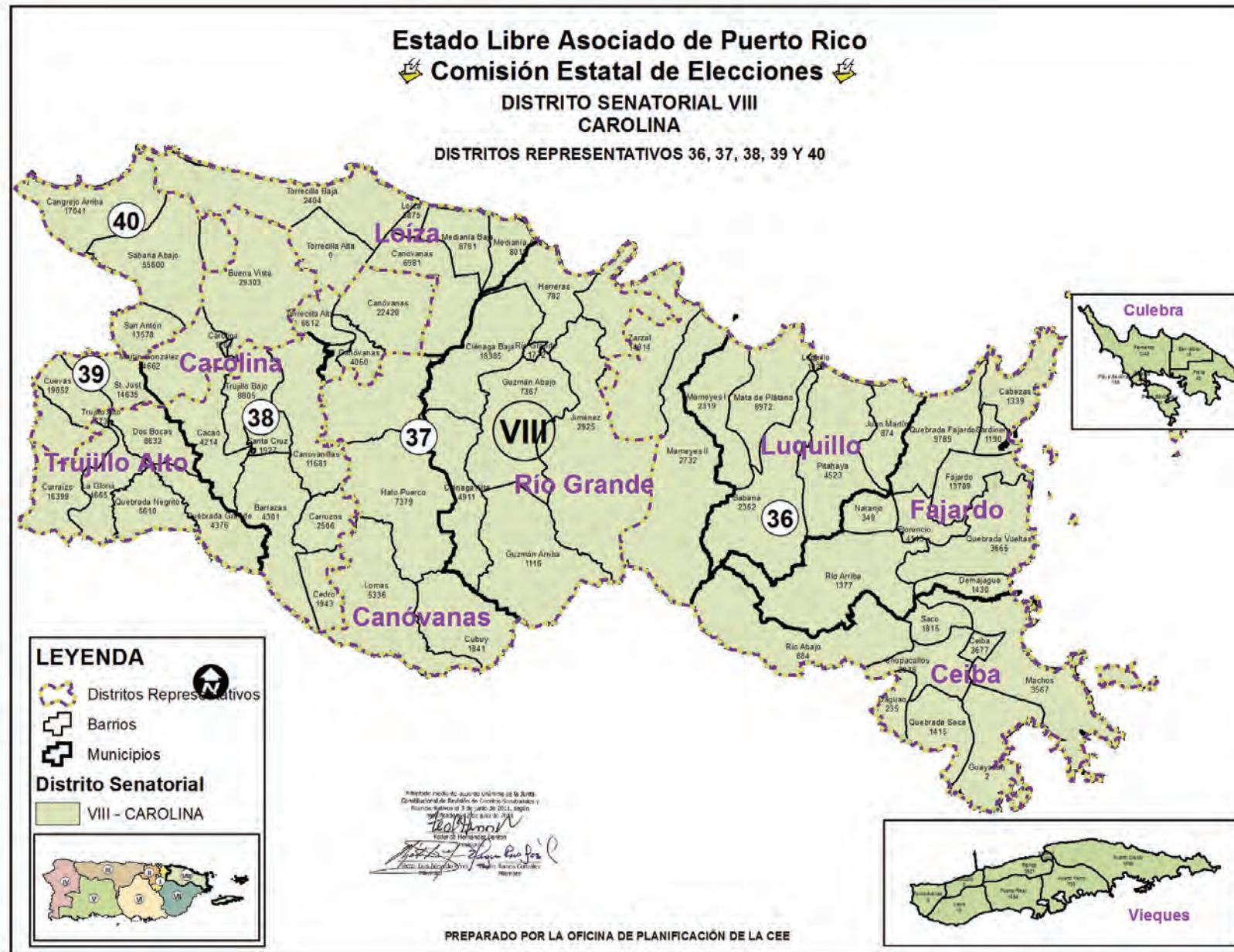
ELECCIONES GENERALES / MARTES, 8 DE NOVIEMBRE DE 2016















COMISIÓN ESTATAL DE ELECCIONES DE PUERTO RICO